

6 Line Knob/Lever Lock Functions

PARTS LIST


PAGE NO. REV. C

6.1

8/1/03

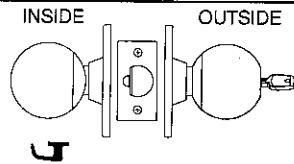
SHADED KNOB MEANS RIGID AT ALL TIMES

HALF SHADED KNOB MEANS RIGID WHEN LOCKED

SPECIFIED SIDE MAY BE FURNISHED WITH SL LEVER HANDLE 

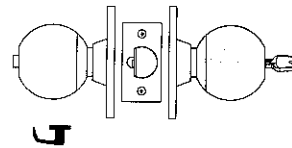
6G04

STOREROOM, CLOSET



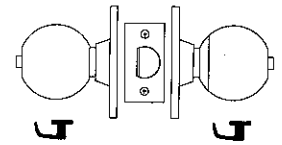
6G24

ENTRY, OFFICE



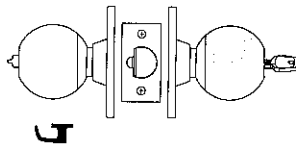
6U65

PRIVACY, BATHROOM



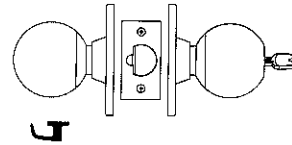
6G05

ENTRANCE, OFFICE



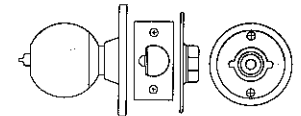
6G37

CLASSROOM



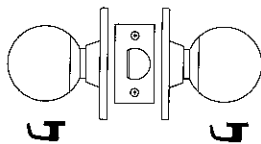
6G75-2

TWIN COMMUNICATING



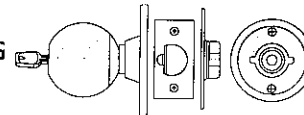
6U15

PASSAGE



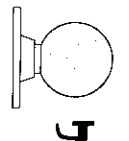
6G38-2

TWIN COMMUNICATING
EXIT



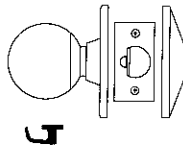
6U93

SINGLE KNOB PULL



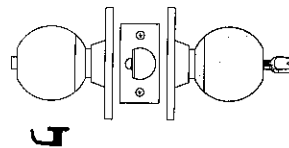
6G15-3

TWIN COMMUNICATING



6G50

HOTEL



6U94

DOUBLE KNOB PULL

