

Product Bulletin

Brand/product: Ives

Date: October 4, 2022

Subject: October 2022 Price Book Updates

Continuous Hinges

Page 38-41: Clarification on handing for various models.

Protection Plates

Page 96: Removed availability of B-NHA on 8402.


Stops & Holders

Page 130: Corrected typo on R14 Riser (previously showed FS17).

Page 139: Corrected pricing errors on WS449.

Service Parts


Page 199	Added 1/4-20 "STD" 1.3/4" dr in 716, 622, & 693 finishes Added 1/4-20 "I", "J", and "L" mount packages
Page 201	Added 5/16HD "O" mount in all finishes Added 3/8HD "STD" mount in 716 & 622 finishes
Page 202	Added 3/8HD "O" mount in 716, 622, & 693 finishes
Page 203	Added 3/8HD "NS" 2" dr for 695 & 622 finishes
Page 204	Added 3/8HD "NO" 1.3/4" dr for 716, 622, & 693 finishes Added 3/8HD "NO" 2" dr for 716 & 622 finishes Added 3/8HD "NS" 2" dr for 716 & 622 finishes Added 3/8HD "PQ" 1/2" dr for 716 & 622 finishes
Page 205	Added 3/8HD "O" 2" dr for 716 & 622 finishes Added 3/8HD "Q" 1/2" dr for 716 & 622 finishes
Page 205-206	Added 3/8HD "X" 1.3/4" dr for 716 & 622 finishes
Page 206	Added 3/8HD "X" 2" dr for 716 & 622 finishes



IVES[®]

Price book 12

Effective June 25, 2022 • Rev. 10/22



This price list supersedes and cancels all previous price lists. Prices shown are subject to change without notice.

Contents

How to use this book..... 6

Finish cross-reference guide..... 8

Hinges and pivots

Architectural hinges

3PB1 11
 3CB1 13
 3CB1 HW 15
 3CB1 WT 17
 3SP1 19
 5PB1 20
 5BB1 22
 BAA 5BB1 24
 5BB1 HW 25
 BAA 5BB1 HW 26
 5BB1 SC/BSC 27
 5BB1 HW SC/BSC 28
 BAA 5BB1 HW BSC 28
 5BB1 WT 29
 Stocked electric through-wire hinges 32

Residential hinges

1010RP 33
 1011RP 33
 1012RP 33
 1020RP 33
 1021RP 33

Pin and barrel continuous hinges

600 34
 602 34
 611 34
 700 34
 702 34
 705 34
 711 34
 715 34

CS Series continuous hinges

700CS 36
 711CS 36
 715CS 36

Continuous geared hinges

026XY 38
 027XY 38
 040XY 38
 041XY 38
 045XY 39
 046XY 39

053XY 39
 054XY 40
 112HD 40
 112XY 40
 114XY 40
 210XY 41
 224HD 41
 224XY 41

Pivots

7212 44
 7212V 44
 7215 44
 7215F 44
 7222 44
 7226 44
 7226F 44
 7227 45
 7227F 45
 7230F 45
 7237F 45
 7244F 45
 7245F 45
 7253 46
 7255 46
 7255J 46
 7256 46
 7259 46
 91105F 46

Pulls and plates

Pull mounting methods..... 47
Special pricing information... 48

Architectural pulls/push bars

8102HD 50
 8103HD 51
 8103EZHD 52
 8105 53
 8145EZHD 54
 8190HD 55
 8190EZHD 56
 9100HD 58
 9103EZHD 59
 9145EZHD 61
 9190HD 64
 9190EZHD 67

Decorative pulls

8111 70
 8112 70
 8121 70
 8169 71
 8181 71

8189 72
 8281 72
 8312 72
 8320 73
 8371 73
 8372 74
 8373 74
 8700 75
 8800 75
 8848 76
 8975 76

Offset long door pulls

9264/9264F 77

Straight long door pulls

9266/9266F 78

Hands-free door pulls

FP100 80
 AP101 80
 OTP300 80
 8122HD 80
 8322HD 80

Sliding door and screen door pulls

42 81
 230 81
 990 81
 991 82
 25 82

Push and pull plates

8200 84
 8302 86
 8303 89
 8305 91
 8311 94

Protection plates

8400 95

Edge guards

7300 98
 7301 98
 7302 98
 7302B 98
 7303 98
 7304 98
 7305 98
 7306 98
 7306B 98

7307 99
 7308 99
 7309 99
 7310 99
 7310B 99
 7311 99
 7310S 99
 7310SB 99
 7302-A 99
 7302B-A 100
 7306-A 100
 7306B-A 100

Vandal resistant trim

VR810DT/VR814DT 101
 VR810NL/VR814NL 101
 VR810NL-V/VR814NL-V 101
 VR900/VR904 101
 VR900LLP/VR904LLP 101
 VR910DT/VR914DT 101
 VR910NL/VR914NL 101
 VR910M-DT/VR914M-DT 101
 VR910M-NL/VR914M-NL 101

Flush pulls

22 102
 218 102
 221 102
 222 102
 223 103
 227 103

Decorative flush pulls

919 104
 950 104
 955 104
 960 104
 962 104

Flush bolts and coordinators

Automatic flush bolts

FB31 106
 FB32 106
 FB33 106
 FB41 107
 FB42 107

Constant latching flush bolts

FB51 108
 FB52 108
 FB53 108
 FB61 109

Continued on page 4 →

Contents

FB62109

Manual flush bolts and dust proof strikes

261110
 262.....110
 265.....110
 FB358.....110
 FB457.....110
 FB458.....111
 DP1.....111
 DP2111

Bar coordinators and filler bars

COR32112
 COR42112
 COR52112
 COR60112
 COR72112
 FL20112
 FL32112
 FL44112

Mounting brackets

MB1113
 MB1F & MB1V.....113
 MB2.....113
 MB2F & MB2V.....113
 MB3F & MB3V.....113

Gravity coordinators and carry bars

COR7G114
 COR9G.....114
 CB1.....114

Latches, catches, and bolts

Surface bolts

SB360116
 SB453.....116
 SB1600M1.....117
 SB1600M2117
 SB1630.....118
 SB1640118

Decorative surface bolts

40.....119
 253.....119

Dutch door and mortise door bolts

054120
 S48120

Door guards

481122
 482122

Roller latches

RL30123
 RL30A123
 RL32123
 RL32A.....123
 RL36/36A.....123
 RL38123
 RL1152.....124
 STK685124
 STK685L.....124

Angle stops

AS18125
 AS895125

Latches/catches

CL11126
 CL12.....126
 CL14.....126
 CL21/21A126
 CL22126
 325.....126
 326.....126
 327.....127
 330127
 335.....127
 336.....127
 345.....128
 347.....128
 349128
 2129

Stops

Floor stops

FS13.....130
 R14.....130
 FS17.....130
 FS436.....130
 R435130
 FS438.....131
 R437131
 FS439.....131
 FS410131
 FS18.....131
 FS434.....132
 430132
 FS441132
 FS444.....132
 FS448.....133

Floor stops and holders

FS9134
 FS40134
 FS41.....134
 FS42134
 FS43134
 FS446.....134
 FS450.....135
 FS495.....135
 FS496.....135
 FS497.....135

Wall stops/bumpers

WS11136
 WS11X136
 WS20136
 WS20X.....136
 WS33136
 WS33X.....136
 WS65137
 WS401/402CVX.....137
 WS401/402CCV.....137
 WS404CVX.....137
 WS406/407CVX138
 WS406/407CCV138
 411R-W138

Wall stops and holders

WS443.....139
 WS445.....139
 WS447139
 WS449.....139

Automatic wall holders

WS40140
 WS45140
 WS45X.....140

Kick down and plunger type door holders

FS452.....141
 FS455.....141
 FS544.....142
 FS555.....142
 FS1153/FS1154.....142

Roller bumpers

RB470.....143
 RB471143
 RB472.....143

Residential door stops

060144

061.....144
 60.....144
 61145
 63.....146
 64.....146
 69.....147
 70147
 72148
 73148

Door silencers and crash stops

SR64.....149
 SR65.....149
 SR66.....149
 CS115.....149

Exterior hardware

Lock guards

LG1150
 LG7.....150
 LG10150
 LG11150
 LG12.....150
 LG13.....150
 LG14.....150

Viewers

U696.....151
 696-700-701151
 698/U698151
 700/U700.....152
 701/U701152

Door knockers

3125.....153
 31251/31252153

Mail slots

601.....154
 620154

Miscellaneous hardware

Brackets and hooks

059156
 59.....157
 HB159.....157
 405157
 571158
 572.....158
 574.....159
 575.....159
 580159
 581.....160

Continued on page 5 →

Contents

582.....161	026 164	Pulls and plates	Roller latches 213
SP585/SP586161	066 165	Architectural pulls/push bars and decorative pulls 199	Angle stops 215
Decorative hooks	66..... 165	Push/pull plates 199	Latches/catches 215
506 162	71..... 165	Long door pulls 201	Stops
507..... 162	Rescue hardware	Vandal resistant trim..... 206	Floor stops..... 217
507B 162	299RS 166	Flush bolts and coordinators	Wall stops/bumpers 218
508 162	299RB 166	Automatic flush bolts 206	Wall stops and holders..... 219
508C..... 162	299AL..... 166	Constant latching flush bolts .208	Automatic wall holders 219
509C..... 162	299ES..... 166	Manual flush bolts and dust proof strikes 210	Kick down and plunger type door holders..... 220
510C 163	299EB..... 166	Coordinators..... 211	Roller bumpers..... 221
510BC..... 163	299AS 166	Mounting brackets 211	Residential door stops 221
511BC..... 163	299AB 166	Gravity coordinators and carry bars..... 211	Door silencers and crash stops222
543..... 163	Parts	Latches, catches, and bolts	Exterior hardware
543B 163	Hinges and pivots	Surface bolts..... 211	Lock guards..... 222
554 163	Architectural hinges..... 168	Decorative surface bolts 212	Viewers 222
558B..... 163	Pin and barrel continuous hinges 169	Dutch door, mortise door bolts 213	Mail slots..... 223
559B 163	Continuous geared hinges..... 169	Door guards..... 213	
Window hardware	Pivots..... 172		
07..... 164			
90..... 164			

Policies and documents

The purchase of Allegion products is governed by the Allegion Authorized Seller Program. For program terms and conditions, and other program details, please visit: www.allegion.com/AuthorizedSeller.

For Warranty information, visit us.allegion.com/warranty or contact Customer Service at 877-671-7011.

BAA/TAA

For a list of available BAA/TAA compliant products, please contact your local RSO or Customer Care at 877-671-7011.

HOW TO USE THIS BOOK

Information contained in the list price table:

Model/Description: Column contains model number, description and additional prefix for other distinguishing features or packaging type.

Substrate: Column contains material substrate information (i.e. Aluminum, brass, steel).

Packaging type prefix SP = Slim pack.

Item Number: Item number field is UPC number or SKU number, where available.

Weight: Contains the total weight of product in box quantity. Not all weights shown.

Order Quantity: Contains the minimum order quantity for identified product, if required.

Box Quantity : Number of items in master carton or special package type.

Markings Cartons: Markings (e.g., door locations, stock reference numbers) on individual product cartons will be provided with no charge.

Products available to mark include the following:

- | | |
|----------------------|---|
| Architectural hinges | Push/Pull plates |
| Continuous hinges | Protection plates |
| Pivots | Coordinators |
| 8000 Series pulls | Vandal resistant trim |
| Flush bolts | 9000 Series Push bars/pull combinations |



IVES QUICK SHIP STOCKED OFFERING

Ives Quick Ship stocked offering includes over 600 of our most popular accessories that will typically ship in 3 business days or less through our standard order process. Choose from our broad list of hinges, pivots, door pulls, protection plates, door stops and much more.

All quick ship stocked items are noted throughout this price book. Simply view the stocked column at the top of the page and a “.” denotation per item.

To place an order for quick ship

Order via the standard ordering process and submit only quick ship items on your purchase order. Purchase orders that contain a mix of standard product and quick ship items will continue to follow existing customer account preferences (ship complete or ship partial). Made to order products will continue to ship with-in standard lead times.

For more information

Visit us.allegion.com/ivequickship for the list of the offering and frequently asked questions.



IVES STANDARD LEAD TIMES

Made-to-order products will have a standard lead time of 2-3 weeks unless otherwise noted. See product pages for special exceptions.

Access the Allegion product lead time report for additional lead time information accessible in the 360 Portal at 360portal.allegion.com or contact your local sales representative for additional information.



ONLINE ORDERING IS AVAILABLE THROUGH ESTIMATE TO ORDER (ETO)

Visit <http://360portal.allegion.com> to get started or email online.ordering.access@allegion.com to sign up.

ETO offers much more than placing online orders including:

- Net price and list price are both displayed based on your buying program.
- Configure products, build hardware sets and place an order, or you can export to Excel.
- Build a dynamic cross-reference between your part numbers and Allegion part numbers. Any time a description, price or other product data is changed, your cross-reference will automatically be updated.
- Request a quote or quote revision directly from an estimate.

Visit <http://360portal.allegion.com> to get started or email online.ordering.access@allegion.com to sign up.

To learn more about how ETO works and its features, visit: us.allegion.com/ETOdirect.

Traditional ordering methods:

Email: allegion_orders@allegion.com

Fax: 1-800-248-1460

Finish cross-reference guide

IVES FINISH	ANSI/BHMA	US NUMBER	FINISH DESCRIPTION	BASE MATERIAL
A3	666	US3	Bright brass, clear coat	Aluminum
A4	667	US4	Satin brass, clear coat	Aluminum
A5	-	US5	Brass, blackened, satin relieved	Aluminum
A10	668	US10	Satin bronze, clear coat	Aluminum
A10B	703	US10B	Dark bronze, oil rubbed	Aluminum
A14	669	US14	Bright nickel, clear coat	Aluminum
A15	670	US15	Satin nickel, clear coat	Aluminum
A26	672	US26	Bright chrome	Aluminum
A26D	702	US26D	Satin chrome	Aluminum
A-643e/716	-	-	Aged bronze, blackened, edge relieved	Aluminum
A92	673	-	Aluminum clear coat	Aluminum
A-BLK	-	-	Matte black	Aluminum
A-W	-	-	White	Aluminum
-	627	US27	Satin aluminum, clear coated	Aluminum
-	441	-	Satin stainless anodized	Aluminum
PA28	628	US28	Satin aluminum, clear anodized	Aluminum
-	688	-	Satin brass anodized	Aluminum
-	709	-	Satin bronze anodized	Aluminum
-	710	313AN	Dark bronze anodized	Aluminum
-	711	315AN	Black anodized	Aluminum
-	712	-	Bright chrome anodized	Aluminum
-	713	-	Satin chrome anodized	Aluminum
B3	605	US3	Bright brass, clear coat	Brass/bronze
B4	606	US4	Satin brass, clear coat	Brass/bronze
B5	609	US5	Satin brass, blackened, satin relieved	Brass/bronze
B9	611	US9	Bright bronze, clear coat	Brass/bronze
B10	612	US10	Satin bronze, clear coat	Brass/bronze
B10B	613	US10B	Dark bronze, oil rubbed	Brass/bronze
-	614	US10A	Satin bronze, relieved, clear coated	Brass/bronze
-	616	US11	Satin bronze, blackened, clear coated	Brass/bronze
B14	618	US14	Bright nickel, clear coat	Brass/bronze
B15	619	US15	Satin nickel, clear coat	Brass/bronze
B15A	620	US15A	Satin nickel, blackened, satin relieved	Brass/bronze
B26	625	US26	Bright chrome	Brass/bronze
B26D	626	US26D	Satin chrome	Brass/bronze
B-643e/716	-	-	Aged bronze, blackened, edge relieved	Brass/bronze
B-695	695	US10BE	Dark bronze powder coat	Brass/bronze
B-BLK	622	US19	Matte black	Brass/bronze
-	603	US2G	Zinc plated	Steel
F2C	604	US2C	Zinc plated	Steel
F3	632	US3	Bright brass, clear coat	Steel
F4	633	US4	Satin brass, clear coat	Steel
F5	638	US5	Satin brass, blackened, satin relieved	Steel
F10	639	US10	Satin bronze, clear coat	Steel
F10B	640	US10B	Dark bronze, oil rubbed	Steel
-	641	US10A	Oxidized satin bronze, relieved, clear coated	Steel

Finish cross-reference guide

IVES FINISH	ANSI/BHMA	US NUMBER	FINISH DESCRIPTION	BASE MATERIAL
-	643	US11	Satin bronze, blackened, relieved, clear coated	Steel
F14	645	US14	Bright nickel, clear coat	Steel
F15	646	US15	Satin nickel, clear coated	Steel
F15A	647	US15A	Satin nickel, blackened, relieved, clear coated	Steel
F26	651	US26	Bright chrome	Steel
F26D	652	US26D	Satin chrome	Steel
F-643e/716	-	-	Aged bronze, blackened, edge relieved	Steel
F-695	695	US10BE	Dark bronze powder coat	Steel
F-BLK	631	US19	Matte black	Steel
F-W	-	-	White	Steel
SP4	706	-	Dull brass painted	All
SPI0	691	-	Dull bronze painted	All
SP28	689	-	Aluminum painted	All
SP313	695	US10BE	Dark bronze powder coat	All
SPBLK	622	-	Matte black	All
USP	600	USP	Primed for paint	All
US32	629	US32	Bright stainless steel	Stainless steel
US32-316	629-316	US32-316	Bright stainless steel - 316 series	Stainless steel - 316
US32D	630	US32D	Satin stainless steel	Stainless steel
US32D-316	630-316	US32D-316	Satin stainless steel - 316 series	Stainless steel - 316
US32D	654	-	Satin stainless steel	Stainless steel
Z605	677	US3	Bright brass, clear coat	Zinc
-	678	US4	Satin brass, clear coat	Zinc
Z609	-	US5	Satin brass, blackened, satin relieved	Zinc
Z613	704	US10B	Dark bronze, oil rubbed	Zinc
Z619	-	US15	Satin nickel, clear coat	Zinc
Z625	681	US26	Bright chrome	Zinc
-	682	US26D	Satin chrome	Zinc
Z-643e/716	-	-	Aged bronze, blackened, edge relieved	Zinc
Z-BLK	676	-	Matte black	Zinc
Z-W	-	-	White	Zinc
CLR	-	-	Clear	Plastic
BLK	-	-	Matte black	Rubber or plastic
WHT	-	-	White	Rubber or plastic
GRY	-	-	Grey	Rubber
TAN	-	-	Tan	Rubber
BRN	-	-	Brown	Rubber

Custom finishes

Optional powder coat finishes are available on many Ives products. To have a specific color matched and to determine powder coat availability, please contact:



TIGER Drylac U.S.A., Inc.
 3945 Swenson Ave
 St. Charles, IL 60174
 800-243-8148
www.tiger-coatings.us


Powder coat must be selected from Tiger Drylac Series 38 or 49. Please specify both the full powder coat product number and the RAL number when placing your order.
 Example: 49/15320 RAL 1015





this page intentionally blank

Hinges and pivots
Architectural hinges

DESCRIPTION	SIZE	STEEL BASED				BRASS/STAINLESS				US REFERENCE	BOX	CASE
		BHMA FINISH	LIST	STOCKED	STOCKED OPTIONS	BHMA FINISH	LIST	STOCKED	STOCKED OPTIONS			
<p>3PB1 </p>  <p>Three knuckle Plain bearing Standard weight</p> <p>For use on standard weight doors with medium frequency usage</p> <p>Available in: Steel with steel pin Brass with brass pin Stainless with stainless pin</p> <p>NRP - Non-removable pin (steel and stainless steel based 4.5" x 4.5" hinges add \$6.00, all others add \$12.00 list)</p> <p>Packed with: Wood and machine screws</p> <p>Available options: SEC - Security screws HT - Hospital tip RC - Round corners SH - Security studs</p>	3.5" x 3.5" (89x89mm)	600	\$18.50			-	-			USP	3	24
		632	\$27.10			605	\$102.40			US3	3	24
		633	\$20.10			606	\$91.30			US4	3	24
		639	\$20.70			612	\$91.20			US10	3	24
		640	\$33.90			613	\$128.10			US10B	3	24
		641	\$27.10			614	\$113.60			US10A	3	24
		F-643e/716	\$29.80			B-643e/716	\$117.40			US11E	3	24
		646	\$28.70			619	\$113.60			US15	3	24
		651	\$27.10			625	\$111.90			US26	3	24
		652	\$22.70			626	\$100.00			US26D	3	24
	F-695	\$27.10			B-695	\$92.10			SP313	3	24	
	F-BLK	\$21.50			B-BLK	\$88.20			US19	3	24	
	-	-			629	\$116.70			US32	3	24	
	-	-			630	\$104.00			US32D	3	24	
	4" x 4" (102x102mm)	600	\$20.50			-	-			USP	3	24
		632	\$30.20			605	\$115.00			US3	3	24
		633	\$22.20			606	\$102.60			US4	3	24
		639	\$22.70			612	\$102.60			US10	3	24
		640	\$37.70			613	\$144.10			US10B	3	24
		641	\$30.20			614	\$127.90			US10A	3	24
F-643e/716		\$32.90			B-643e/716	\$117.40			US11E	3	24	
646		\$31.80			619	\$127.90			US15	3	24	
651		\$30.20			625	\$125.90			US26	3	24	
652		\$25.50			626	\$112.50			US26D	3	24	
F-695	\$30.20			B-695	\$103.70			SP313	3	24		
F-BLK	\$23.70			B-BLK	\$99.40			US19	3	24		
-	-			629	\$131.70			US32	3	24		
-	-			630	\$117.20			US32D	3	24		



 Indicates products that have EPD documentation available and meet LEED v4.

Stocked products will typically ship in 3 business days.

DESCRIPTION	SIZE	STEEL BASED				BRASS/STAINLESS				US REFERENCE	BOX	CASE
		BHMA FINISH	LIST	STOCKED	STOCKED OPTIONS	BHMA FINISH	LIST	STOCKED	STOCKED OPTIONS			
<p>3PB1 </p>  <p>Three knuckle Plain bearing Standard weight</p> <p>For use on standard weight doors with medium frequency usage</p> <p>Available in: Steel with steel pin Brass with brass pin Stainless with stainless pin</p> <p>NRP - Non-removable pin (steel and stainless steel based 4.5" x 4.5" hinges add \$6.00, all others add \$12.00 list)</p> <p>Packed with: Wood and machine screws</p> <p>Available options: SEC - Security screws HT - Hospital tip RC - Round corners SH - Security studs</p>	4.5" x 4" (114x102mm)	600	\$11.00			-	-			USP	3	24
		632	\$21.60			605	\$66.40			US3	3	24
		633	\$11.00			606	\$59.60			US4	3	24
		639	\$14.00			612	\$59.30			US10	3	24
		640	\$24.50			613	\$83.10			US10B	3	24
		641	\$21.00			614	\$73.80			US10A	3	24
		F-643e/716	\$22.50			B-643e/716	\$76.10			US11E	3	24
		646	\$21.60			619	\$73.80			US15	3	24
		651	\$21.60			625	\$72.70			US26	3	24
		652	\$16.40			626	\$64.90			US26D	3	24
		F-695	\$19.50			B-695	\$59.90			SP313	3	24
		F-BLK	\$14.00			B-BLK	\$57.50			US19	3	24
	-	-			629	\$75.80			US32	3	24	
	-	-			630	\$68.40			US32D	3	24	
	4.5" x 4.5" (114x114mm)	600	\$11.00			-	-			USP	3	24
		632	\$21.60			605	\$66.40			US3	3	24
		633	\$11.40			606	\$59.60			US4	3	24
		639	\$13.50			612	\$59.30			US10	3	24
		640	\$27.10			613	\$83.10			US10B	3	24
		641	\$21.60			614	\$73.80			US10A	3	24
		F-643e/716	\$22.50			B-643e/716	\$76.10			US11E	3	24
		646	\$21.60			619	\$73.80			US15	3	24
		651	\$21.60			625	\$72.70			US26	3	24
		652	\$12.50			626	\$64.90			US26D	3	24
		F-695	\$21.60			B-695	\$59.90			SP313	3	24
		F-BLK	\$14.00			B-BLK	\$57.50			US19	3	24
	-	-			629	\$75.80			US32	3	24	
	-	-			630	\$68.40			US32D	3	24	
	5" x 4.5" (127x114mm)	600	\$46.20			-	-			USP	3	24
		632	\$69.30			605	\$138.60			US3	3	24
		633	\$51.40			606	\$124.70			US4	3	24
		639	\$51.90			612	\$125.20			US10	3	24
		640	\$86.70			613	\$171.50			US10B	3	24
641		\$69.30			614	\$155.70			US10A	3	24	
F-643e/716		\$75.20			B-643e/716	\$161.50			US11E	3	24	
646		\$71.90			619	\$155.70			US15	3	24	
651		\$69.30			625	\$151.80			US26	3	24	
652		\$57.80			626	\$136.10			US26D	3	24	
F-695		\$69.30			B-695	\$124.60			SP313	3	24	
F-BLK		\$54.20			B-BLK	\$120.70			US19	3	24	
-	-			629	\$158.40			US32	3	24		
-	-			630	\$139.50			US32D	3	24		



 Indicates products that have EPD documentation available and meet LEED v4.

Stocked products will typically ship in 3 business days.

DESCRIPTION	SIZE	STEEL BASED				BRASS/STAINLESS				US REFERENCE	BOX	CASE
		BHMA FINISH	LIST	STOCKED	STOCKED OPTIONS	BHMA FINISH	LIST	STOCKED	STOCKED OPTIONS			
<p>3CB1 </p>  <p>Three knuckle Plain bearing Standard weight</p> <p>For use on standard weight doors with medium frequency usage</p> <p>Available in: Steel with steel pin Brass with brass pin Stainless with stainless pin</p> <p>NRP - Non-removable pin (steel and stainless steel based 4.5" x 4.5" hinges add \$6.00, all others add \$12.00 list)</p> <p>Packed with: Wood and machine screws</p> <p>Available options: SEC - Security screws HT - Hospital tip RC - Round corners SH - Security studs</p>	3.5" x 3.5" (89x89mm)	600	\$37.20			-	-			USP	3	24
		632	\$56.60			605	\$89.10			US3	3	24
		633	\$41.80			606	\$80.20			US4	3	24
		639	\$42.60			612	\$80.60			US10	3	24
		640	\$70.80			613	\$110.40			US10B	3	24
		641	\$56.60			614	\$100.20			US10A	3	24
		F-643e/716	\$61.70			B-643e/716	\$103.90			US11E	3	24
		646	\$57.90			619	\$100.20			US15	3	24
		651	\$56.60			625	\$98.10			US26	3	24
		652	\$47.30			626	\$87.80			US26D	3	24
		F-695	\$56.60			B-695	\$80.20			SP313	3	24
		F-BLK	\$44.50			B-BLK	\$77.70			US19	3	24
	-	-			629	\$102.10			US32	3	24	
	-	-			630	\$90.00			US32D	3	24	
	4" x 4" (102x102mm)	600	\$40.30			-	-			USP	3	24
		632	\$60.90			605	\$100.40			US3	3	24
		633	\$44.80			606	\$90.50			US4	3	24
		639	\$45.70			612	\$91.00			US10	3	24
		640	\$76.00			613	\$124.40			US10B	3	24
		641	\$60.90			614	\$113.00			US10A	3	24
		F-643e/716	\$66.10			B-643e/716	\$117.10			US11E	3	24
		646	\$62.20			619	\$113.00			US15	3	24
		651	\$60.90			625	\$110.50			US26	3	24
		652	\$50.80			626	\$98.90			US26D	3	24
		F-695	\$60.90			B-695	\$90.40			US26D	3	24
		F-BLK	\$47.70			B-BLK	\$87.80			US19	3	24
	-	-			629	\$115.10			US32	3	24	
	-	-			630	\$101.40			US32D	3	24	
	4.5" x 4" (114x102mm)	600	\$23.80			-	-			USP	3	24
		632	\$33.50			605	\$92.00			US3	3	24
		633	\$24.80			606	\$82.70			US4	3	24
		639	\$26.00			612	\$82.90			US10	3	24
		640	\$29.80			613	\$114.40			US10B	3	24
		641	\$23.80			614	\$102.90			US10A	3	24
		F-643e/716	\$34.90			B-643e/716	\$106.60			US11E	3	24
		646	\$36.40			619	\$102.90			US15	3	24
651		\$33.50			625	\$101.30			US26	3	24	
652		\$28.20		▪ NRP	626	\$90.30			US26D	3	24	
F-695		\$23.80			B-695	\$82.70			SP313	3	24	
F-BLK		\$27.20			B-BLK	\$80.10			US19	3	24	
-	-			629	\$105.60			US32	3	24		
-	-			630	\$86.10			US32D	3	24		



 Indicates products that have EPD documentation available and meet LEED v4.


Stocked products will typically ship in 3 business days.

DESCRIPTION	SIZE	STEEL BASED				BRASS/STAINLESS				US REFERENCE	BOX	CASE
		BHMA FINISH	LIST	STOCKED	STOCKED OPTIONS	BHMA FINISH	LIST	STOCKED	STOCKED OPTIONS			
<p>3CB1 </p>  <p>Three knuckle Plain bearing Standard weight</p> <p>For use on standard weight doors with medium frequency usage</p> <p>Available in: Steel with steel pin Brass with brass pin Stainless with stainless pin</p> <p>NRP - Non-removable pin (steel and stainless steel based 4.5" x 4.5" hinges add \$6.00 all others add \$12.00 list)</p> <p>Packed with: Wood and machine screws</p> <p>Available options: SEC - Security screws HT - Hospital tip RC - Round corners SH - Security studs</p>	4.5" x 4.5" (114x114mm)	600	\$14.40			-	-			USP	3	24
		632	\$32.00			605	\$98.20			US3	3	24
		633	\$23.80			606	\$79.70			US4	3	24
		639	\$24.90			612	\$80.10			US10	3	24
		640	\$37.90			613	\$114.60			US10B	3	24
		641	\$30.30			614	\$99.30			US10A	3	24
		F-643e/716	\$31.60			B-643e/716	\$102.90			US11E	3	24
		646	\$29.80	▪		619	\$82.40			US15	3	24
		651	\$30.30			625	\$97.40			US26	3	24
		652	\$18.60	▪	NRP	626	\$81.80	▪		US26D	3	24
		F-695	\$30.30			B-695	\$83.40			SP313	3	24
		F-BLK	\$24.90	▪		B-BLK	\$77.20			US19	3	24
	-	-			629	\$101.40			US32	3	24	
	-	-			630	\$84.10	▪	NRP	US32D	3	24	
	5" x 4.5" (127x114mm)	600	\$38.90			-	-			USP	3	24
		632	\$57.90			605	\$123.30			US3	3	24
		633	\$42.40			606	\$110.70			US4	3	24
		639	\$43.50			612	\$110.50			US10	3	24
		640	\$72.30			613	\$154.40			US10B	3	24
		641	\$57.90			614	\$136.90			US10A	3	24
		F-643e/716	\$62.50			B-643e/716	\$141.50			US11E	3	24
		646	\$59.20			619	\$136.90			US15	3	24
		651	\$57.90			625	\$135.30			US26	3	24
		652	\$45.50	▪		626	\$121.10			US26D	3	24
		F-695	\$57.90			B-695	\$111.00			SP313	3	24
		F-BLK	\$45.30			B-BLK	\$107.00			US19	3	24
	-	-			629	\$141.70			US32	3	24	
	-	-			630	\$117.30			US32D	3	24	
	5" x 5" (127x127mm)	600	\$69.20			-	-			USP	3	24
		632	\$103.80			605	\$123.30			US3	3	24
		633	\$76.70			606	\$110.70			US4	3	24
		639	\$77.90			612	\$110.50			US10	3	24
		640	\$129.90			613	\$154.40			US10B	3	24
		641	\$103.80			614	\$136.90			US10A	3	24
		F-643e/716	\$112.40			B-643e/716	\$141.50			US11E	3	24
		646	\$106.50			619	\$136.90			US15	3	24
651		\$103.80			625	\$135.30			US26	3	24	
652		\$86.30			626	\$121.10			US26D	3	24	
F-695		\$103.80			B-695	\$111.00			SP313	3	24	
F-BLK		\$80.90			B-BLK	\$107.00			US19	3	24	
-	-			629	\$141.70			US32	3	24		
-	-			630	\$126.50			US32D	3	24		



 Indicates products that have EPD documentation available and meet LEED v4.


Stocked products will typically ship in 3 business days.

DESCRIPTION	SIZE	STEEL BASED				BRASS/STAINLESS				US REFERENCE	BOX	CASE
		BHMA FINISH	LIST	STOCKED	STOCKED OPTIONS	BHMA FINISH	LIST	STOCKED	STOCKED OPTIONS			
<p>3CB1 HW </p>  <p>Full mortise Three knuckle Concealed bearing Heavy weight</p> <p>For use on heavy weight doors with medium frequency usage</p> <p>Available in: Steel with steel pin Brass with brass pin Stainless with stainless pin</p> <p>NRP - Non-removable pin (steel and stainless steel based 4.5" x 4.5" hinges add \$6.00, all others add \$12.00 list)</p> <p>Packed with: Wood and machine screws</p> <p>Available options: SEC - Security screws HT - Hospital tip RC - Round corners SH - Security studs TW - Electric through-wire</p>	4.5" x 4" (114x102mm)	600	\$61.70			-	-			USP	3	24
		632	\$79.20			605	\$169.70			US3	3	24
		633	\$64.30			606	\$126.90			US4	3	24
		639	\$65.60			612	\$126.90			US10	3	24
		640	\$101.10			613	\$175.10			US10B	3	24
		641	\$80.90			614	\$157.60			US10A	3	24
		F-643e/716	\$82.60			B-643e/716	\$163.20			US11E	3	24
		646	\$82.70			619	\$121.80			US15	3	24
		651	\$79.20			625	\$154.50			US26	3	24
		652	\$63.70			626	\$138.70			US26D	3	24
		F-695	\$87.90			B-695	\$126.80			US26D	3	24
		F-BLK	\$68.40			B-BLK	\$122.60			US19	3	24
	-	-			629	\$161.70			US32	3	24	
	-	-			630	\$134.80			US32D	3	24	
	4.5" x 4.5" (114x114mm)	600	\$55.70			-	-			USP	3	24
		632	\$75.80			605	\$163.00			US3	3	24
		633	\$61.70			606	\$122.30			US4	3	24
		639	\$62.70			612	\$122.60			US10	3	24
		640	\$96.80			613	\$167.50			US10B	3	24
		641	\$77.40			614	\$152.10			US10A	3	24
		F-643e/716	\$79.20			B-643e/716	\$157.60			US11E	3	24
		646	\$70.40			619	\$117.50			US15	3	24
		651	\$75.80			625	\$148.60			US26	3	24
		652	\$61.00	▪	NRP	626	\$133.40			US26D	3	24
F-695		\$77.40			B-695	\$121.80			SP313	3	24	
F-BLK		\$65.60			B-BLK	\$118.30			US19	3	24	
-	-			629	\$155.20			US32	3	24		
-	-			630	\$129.00	▪	NRP	US32D	3	24		


 Indicates products that have EPD documentation available and meet LEED v4.

Stocked products will typically ship in 3 business days.

DESCRIPTION	SIZE	STEEL BASED				BRASS/STAINLESS				US REFERENCE	BOX	CASE
		BHMA FINISH	LIST	STOCKED	STOCKED OPTIONS	BHMA FINISH	LIST	STOCKED	STOCKED OPTIONS			
<p>3CBI HW </p>  <p>Full mortise Three knuckle Concealed bearing Heavy weight</p> <p>For use on heavy weight doors with medium frequency usage</p> <p>Available in: Steel with steel pin Brass with brass pin Stainless with stainless pin</p> <p>NRP - Non-removable pin (steel and stainless steel based 4.5" x 4.5" hinges add \$6.00, all others add \$12.00 list)</p> <p>Packed with: Wood and machine screws</p> <p>Available options: SEC - Security screws HT - Hospital tip RC - Round corners SH - Security studs TW - Electric through-wire</p>	5" x 4.5" (127x114mm)	600	\$77.40			-	-			USP	3	24
		632	\$101.50			605	\$206.90			US3	3	24
		633	\$80.50			606	\$155.00			US4	3	24
		639	\$81.80			612	\$154.70			US10	3	24
		640	\$126.80			613	\$217.20			US10B	3	24
		641	\$101.50			614	\$192.80			US10A	3	24
		F-643e/716	\$105.50			B-643e/716	\$199.20			US11E	3	24
		646	\$103.60			619	\$154.10			US15	3	24
		651	\$101.50			625	\$189.80			US26	3	24
		652	\$76.40	▪	NRP	626	\$170.20	▪		US26D	3	24
		F-695	\$101.50			B-695	\$156.30			US26D	3	24
		F-BLK	\$85.00			B-BLK	\$149.70			US19	3	24
	-	-			629	\$198.40			US32	3	24	
	-	-			630	\$166.90	▪	NRP	US32D	3	24	
	5" x 5" (127x127mm)	600	\$77.40			-	-			USP	3	24
		632	\$101.50			605	\$206.90			US3	3	24
		633	\$80.50			606	\$155.00			US4	3	24
		639	\$81.80			612	\$154.70			US10	3	24
		640	\$126.80			613	\$217.20			US10B	3	24
		641	\$101.50			614	\$192.80			US10A	3	24
		F-643e/716	\$105.50			B-643e/716	\$199.20			US11E	3	24
		646	\$103.60			619	\$154.10			US15	3	24
		651	\$101.50			625	\$189.80			US26	3	24
		652	\$84.30			626	\$170.20			US26D	3	24
F-695		\$101.50			B-695	\$156.30			US26D	3	24	
F-BLK		\$85.00			B-BLK	\$149.70			US19	3	24	
-	-			629	\$198.40			US32	3	24		
-	-			630	\$176.90			US32D	3	24		


 Indicates products that have EPD documentation available and meet LEED v4.

Stocked products will typically ship in 3 business days.

DESCRIPTION	SIZE	STEEL BASED				BRASS/STAINLESS				US REFERENCE	BOX	CASE
		BHMA FINISH	LIST	STOCKED	STOCKED OPTIONS	BHMA FINISH	LIST	STOCKED	STOCKED OPTIONS			
<p>3CB1 WT</p>  <p>Three knuckle Concealed bearing Wide throw Standard weight</p> <p>For use on standard weight doors with medium frequency usage</p> <p>Available in: Steel with steel pin</p> <p>NRP - Non-removable pin (add \$12.00 list)</p> <p>Packed with: Wood and machine screws</p> <p>Available options: SEC - Security screws HT - Hospital tip RC - Round corners SH - Security studs TW - Electric through-wire</p>	4.5" x 5" (127x114mm)	600	\$192.50			-	-			USP	3	24
		632	\$288.50			605	-			US3	3	24
		633	\$213.00			606	-			US4	3	24
		639	\$216.00			612	-			US10	3	24
		640	\$360.70			613	-			US10B	3	24
		641	\$288.50			614	-			US10A	3	24
		F-643e/716	\$313.60			B-643e/716	-			US11E	3	24
		646	\$295.50			619	-			US15	3	24
		651	\$288.50			625	-			US26	3	24
		652	\$240.30			626	-			US26D	3	24
		F-695	\$288.50			B-695	-			SP313	3	24
		F-BLK	\$225.30			B-BLK	-			US19	3	24
	-	-			629	-			US32	3	24	
	-	-			630	-			US32D	3	24	
	4.5" x 6" (114x152mm)	600	\$203.30			-	-			USP	3	24
		632	\$305.10			605	-			US3	3	24
		633	\$225.10			606	-			US4	3	24
		639	\$228.50			612	-			US10	3	24
		640	\$381.20			613	-			US10B	3	24
		641	\$305.10			614	-			US10A	3	24
		F-643e/716	\$331.70			B-643e/716	-			US11E	3	24
		646	\$312.40			619	-			US15	3	24
		651	\$305.10			625	-			US26	3	24
		652	\$253.90			626	-			US26D	3	24
		F-695	\$305.10			B-695	-			SP313	3	24
		F-BLK	\$238.40			B-BLK	-			US19	3	24
	-	-			629	-			US32	3	24	
	-	-			630	-			US32D	3	24	
	5" x 6" (127x152mm)	600	\$214.50			-	-			USP	3	24
		632	\$321.50			605	-			US3	3	24
		633	\$237.60			606	-			US4	3	24
		639	\$240.80			612	-			US10	3	24
		640	\$401.80			613	-			US10B	3	24
		641	\$321.50			614	-			US10A	3	24
		F-643e/716	\$349.50			B-643e/716	-			US11E	3	24
		646	\$329.20			619	-			US15	3	24
651		\$321.50			625	-			US26	3	24	
652		\$267.80			626	-			US26D	3	24	
F-695		\$321.50			B-695	-			SP313	3	24	
F-BLK		\$251.20			B-BLK	-			US19	3	24	
-	-			629	-			US32	3	24		
-	-			630	-			US32D	3	24		


☞ Indicates products that have EPD documentation available and meet LEED v4.

Stocked products will typically ship in 3 business days.



DESCRIPTION	SIZE	STEEL BASED				BRASS/STAINLESS				US REFERENCE	BOX	CASE
		BHMA FINISH	LIST	STOCKED	STOCKED OPTIONS	BHMA FINISH	LIST	STOCKED	STOCKED OPTIONS			
<p>3CB1 WT</p>  <p>Three knuckle Concealed bearing Wide throw Standard weight</p> <p>For use on standard weight doors with medium frequency usage</p> <p>Available in: Steel with steel pin</p> <p>NRP - Non-removable pin (add \$12.00 list)</p> <p>Packed with: Wood and machine screws</p> <p>Available options: SEC - Security screws HT - Hospital tip RC - Round corners SH - Security studs TW - Electric through-wire</p>	5" x 7" (127x178mm)	600	\$219.80			-	-			USP	3	24
		632	\$329.70			605	-			US3	3	24
		633	\$243.40			606	-			US4	3	24
		639	\$247.30			612	-			US10	3	24
		640	\$412.30			613	-			US10B	3	24
		641	\$329.70			614	-			US10A	3	24
		F-643e/716	\$357.80			B-643e/716	-			US11E	3	24
		646	\$337.10			619	-			US15	3	24
		651	\$329.70			625	-			US26	3	24
		652	\$274.80			626	-			US26D	3	24
		F-695	\$329.70			B-695	-			SP313	3	24
		F-BLK	\$258.00			B-BLK	-			US19	3	24
	-	-			629	-			US32	3	24	
	-	-			630	-			US32D	3	24	
	5" x 8" (127x204mm)	600	\$235.90			-	-			USP	3	24
		632	\$354.60			605	-			US3	3	24
		633	\$262.00			606	-			US4	3	24
		639	\$265.90			612	-			US10	3	24
		640	\$443.10			613	-			US10B	3	24
		641	\$354.60			614	-			US10A	3	24
		F-643e/716	\$384.80			B-643e/716	-			US11E	3	24
		646	\$362.60			619	-			US15	3	24
		651	\$354.60			625	-			US26	3	24
		652	\$295.30			626	-			US26D	3	24
F-695		\$354.60			B-695	-			SP313	3	24	
F-BLK		\$277.30			B-BLK	-			US19	3	24	
-	-			629	-			US32	3	24		
-	-			630	-			US32D	3	24		

☞ Indicates products that have EPD documentation available and meet LEED v4.

Stocked products will typically ship in 3 business days.



DESCRIPTION	SIZE	STEEL BASED				BRASS/STAINLESS				US REFERENCE	BOX	CASE
		BHMA FINISH	LIST	STOCKED	STOCKED OPTIONS	BHMA FINISH	LIST	STOCKED	STOCKED OPTIONS			
<p>3SP1</p>  <p>Spring hinge Standard weight</p> <p>UL listed for use on fire-rated doors</p> <p>Available in: Steel with steel pin Stainless with stainless pin</p> <p>Packed with: Wood and machine screws</p> <p>Available options: SEC - Security screws RC - Round corners</p>	4" x 4" (102x102mm)	600	\$29.30			-	-			USP	3	24
		632	\$40.10			605	-			US3	3	24
		633	\$33.50			606	-			US4	3	24
		639	\$37.70			612	-			US10	3	24
		640	\$53.00			613	-			US10B	3	24
		641	\$44.10			614	-			US10A	3	24
		F-643e/716	\$45.10			B-643e/716	-			US11E	3	24
		646	\$40.10			619	-			US15	3	24
		651	\$40.10			625	-			US26	3	24
		652	\$33.20			626	-			US26D	3	24
		F-695	\$46.20			B-695	-			SP313	3	24
		F-BLK	\$37.70			B-BLK	-			US19	3	24
	-	-			629	-			US32	3	24	
	-	-			630	\$87.40			US32D	3	24	
	4.5" x 4" (114x102mm)	600	\$29.30			-	-			USP	3	24
		632	\$40.10			605	-			US3	3	24
		633	\$33.50			606	-			US4	3	24
		639	\$37.70			612	-			US10	3	24
		640	\$53.00			613	-			US10B	3	24
		641	\$44.10			614	-			US10A	3	24
		F-643e/716	\$45.10			B-643e/716	-			US11E	3	24
		646	\$36.80			619	-			US15	3	24
		651	\$40.10			625	-			US26	3	24
		652	\$33.20			626	-			US26D	3	24
		F-695	\$46.20			B-695	-			SP313	3	24
		F-BLK	\$37.70			B-BLK	-			US19	3	24
	-	-			629	-			US32	3	24	
	-	-			630	\$87.40			US32D	3	24	
	4.5" x 4.5" (114x114mm)	600	\$25.90			-	-			USP	3	24
		632	\$35.20			605	-			US3	3	24
		633	\$29.60			606	-			US4	3	24
		639	\$33.50			612	-			US10	3	24
		640	\$50.90			613	-			US10B	3	24
		641	\$38.80			614	-			US10A	3	24
		F-643e/716	\$40.00			B-643e/716	-			US11E	3	24
		646	\$38.40			619	-			US15	3	24
651		\$35.20			625	-			US26	3	24	
652		\$33.20			626	-			US26D	3	24	
F-695		\$40.60			B-695	-			SP313	3	24	
F-BLK		\$33.50			B-BLK	-			US19	3	24	
-	-			629	-			US32	3	24		
-	-			630	\$93.60			US32D	3	24		


Lead time exception: Non-stocked Spring hinges and all Spring hinges with RC may take up to 10-12 weeks for shipment except 3SP1 4X4 652 RC-1/4.

DESCRIPTION	SIZE	STEEL BASED				BRASS/STAINLESS				US REFERENCE	BOX	CASE
		BHMA FINISH	LIST	STOCKED	STOCKED OPTIONS	BHMA FINISH	LIST	STOCKED	STOCKED OPTIONS			
<p>5PBI </p>  <p>Five knuckle Plain bearing Standard weight</p> <p>For use on standard weight doors with low frequency usage</p> <p>Available in: Steel with steel pin Brass with brass pin Stainless with stainless pin</p> <p>NRP - Non-removable pin (steel and stainless steel based 4.5" x 4.5" hinges add \$6.00, all others add \$12.00 list)</p> <p>Packed with: Wood and machine screws</p> <p>Available options: SEC - Security screws HT - Hospital tip RC - Round corners SH - Security studs</p>	3.5" x 3.5" (89x89mm)	600	\$12.30			-	-			USP	3	24
		632	\$16.40			605	\$51.10			US3	3	24
		633	\$14.50			606	\$44.90			US4	3	24
		639	\$18.90			612	\$42.70			US10	3	24
		640	\$21.50			613	\$58.30			US10B	3	24
		641	\$17.10			614	\$54.30			US10A	3	24
		F-643e/716	\$19.50			B-643e/716	\$51.10			US11E	3	24
		646	\$17.40			619	\$51.10			US15	3	24
		651	\$17.70			625	\$53.70			US26	3	24
		652	\$12.20			626	\$48.00			US26D	3	24
		F-695	\$17.10			B-695	\$40.40			SP313	3	24
		F-BLK	\$18.30			B-BLK	\$40.20			US19	3	24
	-	-			629	\$52.80			US32	3	24	
	-	-			630	\$47.40			US32D	3	24	
	4" x 4" (102x102mm)	600	\$13.80			-	-			USP	3	24
		632	\$19.90			605	\$58.40			US3	3	24
		633	\$16.00			606	\$51.20			US4	3	24
		639	\$16.30			612	\$48.40			US10	3	24
		640	\$24.90			613	\$66.50			US10B	3	24
		641	\$19.90			614	\$62.10			US10A	3	24
		F-643e/716	\$22.70			B-643e/716	\$58.40			US11E	3	24
		646	\$20.10			619	\$58.40			US15	3	24
		651	\$20.50			625	\$61.80			US26	3	24
		652	\$16.30			626	\$55.10			US26D	3	24
		F-695	\$19.90			B-695	\$46.10			SP313	3	24
		F-BLK	\$15.80			B-BLK	\$45.60			US19	3	24
	-	-			629	\$60.00			US32	3	24	
	-	-			630	\$54.20			US32D	3	24	
	4.5" x 4" (114x102mm)	600	\$13.80			-	-			USP	3	24
		632	\$20.60			605	\$72.00			US3	3	24
		633	\$12.70			606	\$65.90			US4	3	24
		639	\$14.40			612	\$65.90			US10	3	24
		640	\$25.30			613	\$80.70			US10B	3	24
		641	\$20.30			614	\$72.10			US10A	3	24
		F-643e/716	\$23.20			B-643e/716	\$67.50			US11E	3	24
		646	\$20.30			619	\$72.00			US15	3	24
651		\$21.50			625	\$82.60			US26	3	24	
652		\$16.80			626	\$63.80			US26D	3	24	
F-695		\$20.30			B-695	\$55.90			SP313	3	24	
F-BLK		\$13.80			B-BLK	\$61.70			US19	3	24	
-	-			629	\$68.90			US32	3	24		
-	-			630	\$60.60			US32D	3	24		



 Indicates products that have EPD documentation available and meet LEED v4.

Stocked products will typically ship in 3 business days.

DESCRIPTION	SIZE	STEEL BASED				BRASS/STAINLESS				US REFERENCE	BOX	CASE
		BHMA FINISH	LIST	STOCKED	STOCKED OPTIONS	BHMA FINISH	LIST	STOCKED	STOCKED OPTIONS			
<p>5PB1 </p>  <p>Five knuckle Plain bearing Standard weight</p> <p>For use on standard weight doors with low frequency usage</p> <p>Available in: Steel with steel pin Brass with brass pin Stainless with stainless pin</p> <p>NRP - Non-removable pin (steel and stainless steel based 4.5" x 4.5" hinges add \$6.00, all others add \$12.00 list)</p> <p>Packed with: Wood and machine screws</p> <p>Available options: SEC - Security screws HT - Hospital tip RC - Round corners SH - Security studs</p>	4.5" x 4.5" (114x114mm)	600	\$8.20			-	-			USP	3	24
		632	\$19.00			605	\$67.20			US3	3	24
		633	\$11.90			606	\$61.70			US4	3	24
		639	\$13.30			612	\$61.70			US10	3	24
		640	\$21.60			613	\$74.00			US10B	3	24
		641	\$17.30			614	\$67.50			US10A	3	24
		F-643e/716	\$21.50			B-643e/716	\$62.90			US11E	3	24
		646	\$18.70			619	\$67.20			US15	3	24
		651	\$19.90			625	\$77.00			US26	3	24
		652	\$11.70		▪ NRP	626	\$59.50			US26D	3	24
		F-695	\$17.30			B-695	\$57.20			SP313	3	24
		F-BLK	\$12.90			B-BLK	\$57.50			US19	3	24
		-	-			629	\$63.60			US32	3	24
		-	-			630	\$55.60			US32D	3	24
	5" x 4.5" (127x114mm)	600	\$19.30			-	-			USP	3	24
		632	\$27.20			605	\$100.50			US3	3	24
		633	\$23.40			606	\$90.10			US4	3	24
		639	\$22.50			612	\$83.80			US10	3	24
		640	\$33.90			613	\$111.70			US10B	3	24
		641	\$27.20			614	\$107.70			US10A	3	24
		F-643e/716	\$32.10			B-643e/716	\$100.50			US11E	3	24
		646	\$28.00			619	\$100.50			US15	3	24
		651	\$28.40			625	\$106.60			US26	3	24
		652	\$22.90			626	\$95.40			US26D	3	24
		F-695	\$27.20			B-695	\$86.30			SP313	3	24
		F-BLK	\$21.60			B-BLK	\$78.30			US19	3	24
-	-			629	\$102.50			US32	3	24		
-	-			630	\$90.60			US32D	3	24		



 Indicates products that have EPD documentation available and meet LEED v4.


Stocked products will typically ship in 3 business days.

DESCRIPTION	SIZE	STEEL BASED				BRASS/STAINLESS				US REFERENCE	BOX	CASE
		BHMA FINISH	LIST	STOCKED	STOCKED OPTIONS	BHMA FINISH	LIST	STOCKED	STOCKED OPTIONS			
<p>5BB1 </p>  <p>Five knuckle Ball bearing Standard weight</p> <p>For use on standard weight doors with medium frequency usage</p> <p>Available in: Steel with steel pin Brass with brass pin Stainless with stainless pin</p> <p>NRP - Non-removable pin (steel and stainless steel based 4.5" x 4.5" hinges add \$6.00, all others add \$12.00 list)</p> <p>Packed with: Wood and machine screws</p> <p>Available options: SEC - Security screws HT - Hospital tip RC - Round corners SH - Security studs TW - Electric through-wire</p>	3.5" x 3.5" (89x89mm)	600	\$16.70			-	-			USP	3	24
		632	\$23.70			605	\$68.80			US3	3	24
		633	\$20.40			606	\$61.20			US4	3	24
		639	\$20.10			612	\$57.20			US10	3	24
		640	\$29.50			613	\$77.50			US10B	3	24
		641	\$23.70			614	\$73.30			US10A	3	24
		F-643e/716	\$27.90			B-643e/716	\$68.80			US11E	3	24
		646	\$24.50			619	\$68.80			US15	3	24
		651	\$24.60			625	\$72.40			US26	3	24
		652	\$18.50	▪		626	\$64.70			US26D	3	24
	F-695	\$23.70			B-695	\$53.80			SP313	3	24	
	F-BLK	\$19.40			B-BLK	\$53.70			US19	3	24	
	-	-			629	\$70.10			US32	3	24	
	-	-			630	\$58.60			US32D	3	24	
	4" x 4" (102x102mm)	600	\$16.40			-	-			USP	3	24
		632	\$24.60			605	\$68.90			US3	3	24
		633	\$21.10			606	\$60.80			US4	3	24
		639	\$20.80			612	\$57.00			US10	3	24
		640	\$30.70			613	\$78.10			US10B	3	24
		641	\$24.60			614	\$73.30			US10A	3	24
F-643e/716		\$28.80			B-643e/716	\$68.90			US11E	3	24	
646		\$25.50			619	\$68.90			US15	3	24	
651		\$25.60			625	\$72.80			US26	3	24	
652		\$19.20	▪		626	\$65.00			US26D	3	24	
F-695	\$24.60			B-695	\$54.00			SP313	3	24		
F-BLK	\$20.10			B-BLK	\$53.60			US19	3	24		
-	-			629	\$70.50			US32	3	24		
-	-			630	\$62.90			US32D	3	24		



 Indicates products that have EPD documentation available and meet LEED v4.

Stocked products will typically ship in 3 business days.

DESCRIPTION	SIZE	STEEL BASED				BRASS/STAINLESS				US REFERENCE	BOX	CASE
		BHMA FINISH	LIST	STOCKED	STOCKED OPTIONS	BHMA FINISH	LIST	STOCKED	STOCKED OPTIONS			
<p>5BB1 </p>  <p>Five knuckle Ball bearing Standard weight</p> <p>For use on standard weight doors with medium frequency usage</p> <p>Available in: Steel with steel pin Brass with brass pin Stainless with stainless pin</p> <p>NRP - Non-removable pin (steel and stainless steel based 4.5" x 4.5" hinges add \$6.00, all others add \$12.00 list)</p> <p>Packed with: Wood and machine screws</p> <p>Available options: SEC - Security screws HT - Hospital tip RC - Round corners SH - Security studs TW - Electric through-wire</p>	4.5" x 4" (114x102mm)	600	\$20.60			-	-			USP	3	24
		632	\$27.10			605	\$79.60			US3	3	24
		633	\$23.20			606	\$64.50			US4	3	24
		639	\$24.50			612	\$64.50			US10	3	24
		640	\$34.70			613	\$87.60			US10B	3	24
		641	\$27.60			614	\$76.90			US10A	3	24
		F-643e/716	\$30.80			B-643e/716	\$71.70			US11E	3	24
		646	\$28.20			619	\$79.60			US15	3	24
		651	\$28.30			625	\$79.60			US26	3	24
		652	\$21.90	▪	NRP	626	\$63.50			US26D	3	24
		F-695	\$27.60			B-695	\$61.10			SP313	3	24
		F-BLK	\$23.50			B-BLK	\$60.00			US19	3	24
		-	-			629	\$72.00			US32	3	24
		-	-			630	\$59.70	▪	NRP	US32D	3	24
	4.5" x 4.5" (114x114mm)	600	\$15.80	▪	NRP	-	-			USP	3	24
		632	\$25.40	▪		605	\$75.00			US3	3	24
		633	\$20.00	▪		606	\$52.50	▪		US4	3	24
		639	\$22.20	▪	NRP	612	\$52.50	▪		US10	3	24
		640	\$31.80	▪	NRP	613	\$82.50	▪	NRP	US10B	3	24
		641	\$25.40			614	\$76.90			US10A	3	24
		F-643e/716	\$29.50	▪		B-643e/716	\$71.70			US11E	3	24
		646	\$30.30	▪	NRP	619	\$75.00	▪	NRP	US15	3	24
		651	\$25.40	▪		625	\$63.90	▪		US26	3	24
		652	\$16.30	▪	HT, NRP	626	\$56.50	▪	NRP	US26D	3	24
		F-695	\$25.40			B-695	\$57.50			SP313	3	24
		F-BLK	\$22.60	▪	NRP	B-BLK	\$57.90	▪		US19	3	24
-	-			629	\$72.00			US32	3	24		
-	-			630	\$59.70	▪	NRP	US32D	3	24		



 Indicates products that have EPD documentation available and meet LEED v4.


Stocked products will typically ship in 3 business days.

DESCRIPTION	SIZE	STEEL BASED				BRASS/STAINLESS				US REFERENCE	BOX	CASE	
		BHMA FINISH	LIST	STOCKED	STOCKED OPTIONS	BHMA FINISH	LIST	STOCKED	STOCKED OPTIONS				
<p>5BB1 </p>  <p>Five knuckle Ball bearing Standard weight</p> <p>For use on standard weight doors with medium frequency usage</p> <p>Available in: Steel with steel pin Brass with brass pin Stainless with stainless pin</p> <p>NRP - Non-removable pin (steel and stainless steel based 4.5" x 4.5" hinges add \$6.00, all others add \$12.00 list)</p> <p>Packed with: Wood and machine screws</p> <p>Available options: SEC - Security screws HT - Hospital tip RC - Round corners SH - Security studs TW - Electric through-wire</p>	5" x 4.5" (127x114mm)	600	\$32.90			-	-			USP	3	24	
		632	\$45.90			605	\$94.60			US3	3	24	
		633	\$39.60			606	\$83.80			US4	3	24	
		639	\$38.80			612	\$78.30			US10	3	24	
		640	\$57.30			613	\$105.00			US10B	3	24	
		641	\$45.90			614	\$101.30			US10A	3	24	
		F-643e/716	\$53.90			B-643e/716	\$94.60			US11E	3	24	
		646	\$46.90			619	\$94.60			US15	3	24	
		651	\$47.80			625	\$99.30			US26	3	24	
		652	\$34.50		▪ NRP	626	\$88.90			US26D	3	24	
	F-695	\$45.90			B-695	\$72.90			SP313	3	24		
	F-BLK	\$37.30			B-BLK	\$73.10			US19	3	24		
	-	-			629	\$95.40			US32	3	24		
	-	-			630	\$76.00		▪ NRP	US32D	3	24		
	<p>NRP - Non-removable pin (steel and stainless steel based 4.5" x 4.5" hinges add \$6.00, all others add \$12.00 list)</p> <p>Packed with: Wood and machine screws</p> <p>Available options: SEC - Security screws HT - Hospital tip RC - Round corners SH - Security studs TW - Electric through-wire</p>	5" x 5" (127x127mm)	600	\$34.80			-	-			USP	3	24
			632	\$48.60			605	\$101.20			US3	3	24
			633	\$41.40			606	\$89.60			US4	3	24
			639	\$40.50			612	\$83.60			US10	3	24
			640	\$60.90			613	\$113.20			US10B	3	24
			641	\$48.60			614	\$108.20			US10A	3	24
F-643e/716			\$56.60			B-643e/716	\$101.20			US11E	3	24	
646			\$49.50			619	\$101.20			US15	3	24	
651			\$50.70			625	\$106.50			US26	3	24	
652			\$40.10			626	\$94.90			US26D	3	24	
F-695	\$48.60			B-695	\$78.50			SP313	3	24			
F-BLK	\$39.10			B-BLK	\$78.20			US19	3	24			
-	-			629	\$102.70			US32	3	24			
-	-			630	\$91.00			US32D	3	24			
<p>BAA 5BB1</p> <p>Five knuckle Ball bearing Standard weight Buy America Act Compliant (BAA) Non-removable pin (NRP) add \$6.00 list</p>	4.5" x 4.5" (114x114mm)	652	\$18.10			626	-			US26D	3	24	
		-	-			630	\$65.60			US32D	3	24	


 Indicates products that have EPD documentation available and meet LEED v4.


Stocked products will typically ship in 3 business days.

DESCRIPTION	SIZE	STEEL BASED				BRASS/STAINLESS				US REFERENCE	BOX	CASE
		BHMA FINISH	LIST	STOCKED	STOCKED OPTIONS	BHMA FINISH	LIST	STOCKED	STOCKED OPTIONS			
<p>5BB1 HW </p>  <p>Five knuckle Ball bearing Heavy weight</p> <p>For use on heavy weight doors with medium frequency usage</p> <p>Available in: Steel with steel pin Brass with brass pin Stainless with stainless pin</p> <p>NRP - Non-removable pin (steel and stainless steel based 4.5" x 4.5" hinges add \$6.00, all others add \$12.00 list)</p> <p>Packed with: Wood and machine screws</p> <p>Available options: SEC - Security screws HT - Hospital tip RC - Round corners SH - Security studs TW - Electric through-wire</p>	4.5" x 4" (114x102mm)	600	\$36.90			-	-			USP	3	24
		632	\$55.50			605	\$143.60			US3	3	24
		633	\$44.10			606	\$119.40			US4	3	24
		639	\$48.40			612	\$111.90			US10	3	24
		640	\$66.50			613	\$135.50			US10B	3	24
		641	\$53.20			614	\$109.00			US10A	3	24
		F-643e/716	\$62.50			B-643e/716	\$126.30			US11E	3	24
		646	\$55.40			619	\$121.90			US15	3	24
		651	\$62.40			625	\$128.80			US26	3	24
		652	\$41.50	▪	NRP	626	\$115.10			US26D	3	24
		F-695	\$53.20			B-695	\$98.10			SP313	3	24
		F-BLK	\$41.60			B-BLK	\$95.00			US19	3	24
		-	-			629	\$113.30			US32	3	24
		-	-			630	\$102.30	▪	NRP	US32D	3	24
	4.5" x 4.5" (114x114mm)	600	\$45.40			-	-			USP	3	24
		632	\$58.80			605	\$96.00			US3	3	24
		633	\$53.50			606	\$83.50			US4	3	24
		639	\$49.50	▪		612	\$78.20			US10	3	24
		640	\$70.40	▪	NRP	613	\$137.20	▪	NRP	US10B	3	24
		641	\$56.30			614	\$104.70			US10A	3	24
		F-643e/716	\$64.90			B-643e/716	\$121.90			US11E	3	24
		646	\$56.30	▪		619	\$115.30			US15	3	24
		651	\$56.30			625	\$124.30			US26	3	24
		652	\$47.30	▪	HT, NRP	626	\$89.10	▪	NRP	US26D	3	24
		F-695	\$56.30			B-695	\$99.70			SP313	3	24
		F-BLK	\$50.70	▪		B-BLK	\$91.70			US19	3	24
-	-			629	\$108.30			US32	3	24		
-	-			630	\$97.80	▪	NRP	US32D	3	24		


 Indicates products that have EPD documentation available and meet LEED v4.

Stocked products will typically ship in 3 business days.

DESCRIPTION	SIZE	STEEL BASED				BRASS/STAINLESS				US REFERENCE	BOX	CASE
		BHMA FINISH	LIST	STOCKED	STOCKED OPTIONS	BHMA FINISH	LIST	STOCKED	STOCKED OPTIONS			
<p>5BB1 HW </p> <p>Five knuckle Ball bearing Heavy weight</p> <p>For use on heavy weight doors with medium frequency usage</p> <p>Available in: Steel with steel pin Brass with brass pin Stainless with stainless pin</p> <p>NRP - Non-removable pin (steel and stainless steel based 4.5" x 4.5" hinges add \$6.00, all others add \$12.00 list)</p> <p>Packed with: Wood and machine screws</p> <p>Available options: SEC - Security screws HT - Hospital tip RC - Round corners SH - Security studs TW - Electric through-wire</p>	5" x 4.5" (127x114mm)	600	\$56.30			-	-			USP	3	24
		632	\$80.60			605	\$161.70			US3	3	24
		633	\$65.90			606	\$135.30			US4	3	24
		639	\$66.60			612	\$125.70			US10	3	24
		640	\$81.80			613	\$150.40			US10B	3	24
		641	\$69.60			614	\$121.50			US10A	3	24
		F-643e/716	\$63.40			B-643e/716	\$141.60			US11E	3	24
		646	\$55.80			619	\$136.60			US15	3	24
		651	\$65.90			625	\$144.30			US26	3	24
		652	\$54.40	▪	HT, NRP	626	\$121.60	▪	NRP	US26D	3	24
		F-695	\$65.40			B-695	\$109.40			SP313	3	24
		F-BLK	\$58.00			B-BLK	\$106.20			US19	3	24
		-	-			629	\$126.50			US32	3	24
		-	-			630	\$114.40	▪	NRP	US32D	3	24
	5" x 5" (127x127mm)	600	\$63.00			-	-			USP	3	24
		632	\$94.40			605	\$199.00			US3	3	24
		633	\$75.00			606	\$165.90			US4	3	24
		639	\$82.30			612	\$154.80			US10	3	24
		640	\$113.30			613	\$190.30			US10B	3	24
		641	\$90.70			614	\$152.50			US10A	3	24
F-643e/716		\$106.60			B-643e/716	\$175.80			US11E	3	24	
646		\$87.00			619	\$170.00			US15	3	24	
651		\$105.70			625	\$179.30			US26	3	24	
652		\$70.20	▪		626	\$160.40			US26D	3	24	
F-695		\$86.90			B-695	\$121.50			SP313	3	24	
F-BLK		\$71.10			B-BLK	\$132.10			US19	3	24	
-		-			629	\$159.40			US32	3	24	
-		-			630	\$144.20	▪	NRP	US32D	3	24	
4.5" x 4.5" (114x114mm)		652	\$51.80			626	-			US26D	3	24
		-	-			630	\$106.90			US32D	3	24
	5" x 4.5" (127x114mm)	652	\$59.30			626	-			US26D	3	24
		-	-			630	\$125.20			US32D	3	24
Buy America Act Compliant (BAA) Non-removable pin (NRP) add \$6.00 list												


 Indicates products that have EPD documentation available and meet LEED v4.

Stocked products will typically ship in 3 business days.

DESCRIPTION	SIZE	STEEL BASED				BRASS/STAINLESS				US REFERENCE	BOX	CASE
		BHMA FINISH	LIST	STOCKED	STOCKED OPTIONS	BHMA FINISH	LIST	STOCKED	STOCKED OPTIONS			
 <p>Five knuckle Ball bearing Swing clear Standard weight</p> <p>For use on standard weight doors with medium frequency usage</p> <p>Available in: Steel with steel pin Square or beveled edge</p> <p>NRP - Non-removable pin (add \$12.00 list)</p> <p>Packed with: Wood and machine screws</p> <p>Available options: SEC - Security screws HT - Hospital tip SH - Security studs TW - Electric through-wire</p>	4.5" (114mm) Standard weight	600	\$109.00			-	-			USP	3	24
		632	\$118.20			605	-			US3	3	24
		633	\$121.40			606	-			US4	3	24
		639	\$117.90			612	-			US10	3	24
		640	\$147.50			613	-			US10B	3	24
		641	\$123.80			614	-			US10A	3	24
		F-643e/716	\$138.30			B-643e/716	-			US11E	3	24
		646	\$121.10			619	-			US15	3	24
		651	\$123.00			625	-			US26	3	24
		652	\$92.90	▪	SC, BSC	626	-			US26D	3	24
		F-695	\$118.20			B-695	-			SP313	3	24
		F-BLK	\$113.60			B-BLK	-			US19	3	24
		-	-			629	-			US32	3	24
		-	-			630	\$137.40			US32D	3	24
	5" (127mm) Standard weight	600	\$109.00			-	-			USP	3	24
		632	\$118.20			605	-			US3	3	24
		633	\$121.40			606	-			US4	3	24
		639	\$117.90			612	-			US10	3	24
		640	\$147.50			613	-			US10B	3	24
		641	\$123.80			614	-			US10A	3	24
		F-643e/716	\$138.30			B-643e/716	-			US11E	3	24
		646	\$121.10			619	-			US15	3	24
		651	\$123.00			625	-			US26	3	24
		652	\$92.90			626	-			US26D	3	24
		F-695	\$118.20			B-695	-			SP313	3	24
		F-BLK	\$113.60			B-BLK	-			US19	3	24
		-	-			629	-			US32	3	24
		-	-			630	\$160.10			US32D	3	24


Indicates products that have EPD documentation available and meet LEED v4.

Stocked products will typically ship in 3 business days.

DESCRIPTION	SIZE	STEEL BASED				BRASS/STAINLESS				US REFERENCE	BOX	CASE	
		BHMA FINISH	LIST	STOCKED	STOCKED OPTIONS	BHMA FINISH	LIST	STOCKED	STOCKED OPTIONS				
 <p>5BB1 HW SC/BSC Five knuckle Ball bearing Swing clear Heavy weight</p> <p>For use on heavy weight doors with medium frequency usage</p> <p>Available in: Steel with steel pin Square or beveled edge</p> <p>NRP - Non-removable pin (add \$12.00 list)</p> <p>Packed with: Wood and machine screws</p> <p>Available options: SEC - Security screws HT - Hospital tip SH - Security studs TW - Electric through-wire</p>	4.5" (114mm) Heavy weight	600	\$120.20			-	-			USP	3	24	
		632	\$149.40			605	-			US3	3	24	
		633	\$134.50			606	-			US4	3	24	
		639	\$154.00			612	-			US10	3	24	
		640	\$179.40			613	-			US10B	3	24	
		641	\$143.50			614	-			US10A	3	24	
		F-643e/716	\$161.20			B-643e/716	-			US11E	3	24	
		646	\$149.60			619	-			US15	3	24	
		651	\$149.40			625	-			US26	3	24	
		652	\$112.60		HWSC, HWBSC	626	-			US26D	3	24	
	F-695	\$143.50			B-695	-			SP313	3	24		
	F-BLK	\$132.90			B-BLK	-			US19	3	24		
	-	-			629	-			US32	3	24		
	-	-			630	\$202.40			US32D	3	24		
	<p>Specify square (5BB1 HWSC) or beveled (5BB1 HWBSC) edge</p>	5" (127mm) Heavy weight	600	\$120.20			-	-			USP	3	24
			632	\$149.40			605	-			US3	3	24
			633	\$134.50			606	-			US4	3	24
			639	\$154.00			612	-			US10	3	24
			640	\$179.40			613	-			US10B	3	24
			641	\$143.50			614	-			US10A	3	24
F-643e/716			\$161.20			B-643e/716	-			US11E	3	24	
646			\$149.60			619	-			US15	3	24	
651			\$149.40			625	-			US26	3	24	
652			\$112.60			626	-			US26D	3	24	
F-695	\$143.50			B-695	-			SP313	3	24			
F-BLK	\$132.90			B-BLK	-			US19	3	24			
-	-			629	-			US32	3	24			
-	-			630	\$242.80			US32D	3	24			
<p>BAA 5BB1 HW BSC Five knuckle Ball bearing Heavy weight Buy America Act Compliant (BAA) Swing clear - beveled edge</p>	4.5" (114mm) Heavy weight	652	\$123.10			-	-			US26D	3	24	


Indicates products that have EPD documentation available and meet LEED v4.

Stocked products will typically ship in 3 business days.

DESCRIPTION	SIZE	STEEL BASED				BRASS/STAINLESS				US REFERENCE	BOX	CASE	
		BHMA FINISH	LIST	STOCKED	STOCKED OPTIONS	BHMA FINISH	LIST	STOCKED	STOCKED OPTIONS				
<p>5BB1 WT</p>  <p>Five knuckle Ball bearing Wide throw Standard weight</p> <p>For use on standard weight doors with medium frequency usage</p> <p>Available in: Steel with steel pin</p> <p>NRP - Non-removable pin (add \$12.00 list)</p> <p>Packed with: Wood and machine screws</p> <p>Available options: SEC - Security screws HT - Hospital tip RC - Round corners SH - Security studs TW - Electric through-wire</p>	4.5" x 5" (114x127mm)	600	\$27.30			-	-			USP	3	24	
		632	\$38.00			605	-			US3	3	24	
		633	\$31.90			606	-			US4	3	24	
		639	\$31.90			612	-			US10	3	24	
		640	\$47.50			613	-			US10B	3	24	
		641	\$38.00			614	-			US10A	3	24	
		F-643e/716	\$44.10			B-643e/716	-			US11E	3	24	
		646	\$38.60			619	-			US15	3	24	
		651	\$39.60			625	-			US26	3	24	
		652	\$31.20	■		626	-			US26D	3	24	
		F-695	\$38.00			B-695	-			SP313	3	24	
		F-BLK	\$30.70			B-BLK	-			US19	3	24	
	-	-			629	-			US32	3	24		
	-	-			630	-			US32D	3	24		
		4.5" x 6" (114x152mm)	600	\$72.70			-	-			USP	3	24
	632		\$100.70			605	-			US3	3	24	
	633		\$86.10			606	-			US4	3	24	
	639		\$85.20			612	-			US10	3	24	
	640		\$125.70			613	-			US10B	3	24	
	641		\$100.70			614	-			US10A	3	24	
	F-643e/716		\$117.90			B-643e/716	-			US11E	3	24	
	646		\$103.20			619	-			US15	3	24	
	651		\$104.80			625	-			US26	3	24	
	652		\$78.80	■		626	-			US26D	3	24	
	F-695		\$100.70			B-695	-			SP313	3	24	
	F-BLK		\$82.10			B-BLK	-			US19	3	24	
	-	-			629	-			US32	3	24		
	-	-			630	-			US32D	3	24		
		5" x 6" (127x152mm)	600	\$98.20			-	-			USP	3	24
	632		\$135.60			605	-			US3	3	24	
	633		\$115.90			606	-			US4	3	24	
	639		\$114.90			612	-			US10	3	24	
	640		\$169.70			613	-			US10B	3	24	
	641		\$135.60			614	-			US10A	3	24	
	F-643e/716		\$159.10			B-643e/716	-			US11E	3	24	
	646		\$139.20			619	-			US15	3	24	
651	\$141.30				625	-			US26	3	24		
652	\$113.20				626	-			US26D	3	24		
F-695	\$135.60				B-695	-			SP313	3	24		
F-BLK	\$110.60				B-BLK	-			US19	3	24		
-	-			629	-			US32	3	24			
-	-			630	-			US32D	3	24			

■ Indicates products that have EPD documentation available and meet LEED v4.

Stocked products will typically ship in 3 business days.

DESCRIPTION	SIZE	STEEL BASED				BRASS/STAINLESS				US REFERENCE	BOX	CASE
		BHMA FINISH	LIST	STOCKED	STOCKED OPTIONS	BHMA FINISH	LIST	STOCKED	STOCKED OPTIONS			
<p>5BB1 WT</p>  <p>Five knuckle Ball bearing Wide throw Standard weight</p> <p>For use on standard weight doors with medium frequency usage</p> <p>Available in: Steel with steel pin</p> <p>NRP - Non-removable pin (add \$12.00 list)</p> <p>Packed with: Wood and machine screws</p> <p>Available options: SEC - Security screws HT - Hospital tip RC - Round corners SH - Security studs TW - Electric through-wire</p>	5" x 7" (127x178mm)	600	\$98.20			-	-			USP	3	24
		632	\$135.60			605	-			US3	3	24
		633	\$115.90			606	-			US4	3	24
		639	\$114.90			612	-			US10	3	24
		640	\$169.70			613	-			US10B	3	24
		641	\$135.60			614	-			US10A	3	24
		F-643e/716	\$159.10			B-643e/716	-			US11E	3	24
		646	\$139.20			619	-			US15	3	24
		651	\$141.30			625	-			US26	3	24
		652	\$113.20			626	-			US26D	3	24
		F-695	\$135.60			B-695	-			SP313	3	24
		F-BLK	\$110.60			B-BLK	-			US19	3	24
	-	-			629	-			US32	3	24	
	-	-			630	-			US32D	3	24	
	5" x 8" (127x206mm)	600	\$98.20			-	-			USP	3	24
		632	\$135.60			605	-			US3	3	24
		633	\$115.90			606	-			US4	3	24
		639	\$114.90			612	-			US10	3	24
		640	\$169.70			613	-			US10B	3	24
		641	\$135.60			614	-			US10A	3	24
		F-643e/716	\$159.10			B-643e/716	-			US11E	3	24
		646	\$139.20			619	-			US15	3	24
		651	\$141.30			625	-			US26	3	24
		652	\$113.20			626	-			US26D	3	24
F-695		\$135.60			B-695	-			US26D	3	24	
F-BLK		\$110.60			B-BLK	-			US19	3	24	
-	-			629	-			US32	3	24		
-	-			630	-			US32D	3	24		

Indicates products that have EPD documentation available and meet LEED v4.

Stocked products will typically ship in 3 business days.



View service parts on page 168

Additional options available for most hinges

HINGE ADDITION/MODIFICATION	SPECIFY	LIST ADD PER HINGE
Non-removable pin	NRP	Reference each hinge type
Round corners (specify 1/4" or 5/8" radius)	RC 1/4" or RC 5/8"	\$8.00
Security studs (includes NRP)	SH	\$13.00
Hospital tips ¹	HT	\$18.00
Security screws machine only	SEC	\$35.00

¹ Hospital tip options include pins that are non-removable. Additional NRP option is not required.

Electric through-wire options¹

Listed under UL 634

MODEL NO.	DESCRIPTION	BOX QTY	STEEL BASED		BRASS/STAINLESS		ALLEGION CONNECT (CON)
			FULL MORTISE	SWING CLEAR	FULL MORTISE	SWING CLEAR	
MON	Monitor	1	\$432.00	-	\$510.00	-	Standard
TW4	4 Wire through-wire	1	\$414.00	\$825.00	\$489.00	\$969.00	Standard
TW4M	4 Wire through-wire with monitor	1	\$787.00	-	\$946.00	-	Standard
TW8	8 Wire through-wire	1	\$624.00	\$1,056.00	\$744.00	\$1,488.00	Standard
TW8M	8 Wire through-wire with monitor	1	\$1,056.00	-	\$1,125.00	-	Standard
TW12	12 Wire through-wire	1	\$878.00	\$1,308.00	\$998.00	\$1,741.00	Standard

For stocked electric through-wire hinges, see pricing on the next page.

¹ Through-wire options include pins that are non-removable. Additional NRP option is not required.






- Electric through-wire options above are list add per hinge.
- All TW4, TW8, and TW12 3 knuckle and 5 knuckle hinges are standard with the Allegion Connect 8-pin Connector.
- TW and MON not available for 3.5" x 3.5" hinges, contact technical support.
- MON not available for 4x4 or smaller hinges, contact technical support.
- Not available on 3PB1, 3SP1, or 5PB1 models.
- Not available with Security Stud (SH) option.
- Packed one hinge per box with machine and wood screws.
- Through-wire hinges cycle tested to ensure durability. Ives warranty applies 12 months from date of shipment.

Stocked electric through-wire hinges









The hinges in the table below come standard with Allegion Connect (CON) at no extra charge.

DESCRIPTION	SIZE	TW OPTION	STEEL BASED		BRASS/STAINLESS		US REFERENCE	BOX	CASE
			BHMA FINISH	LIST	BHMA FINISH	LIST			
3CB1	4.5" x 4.5"	TW8 CON	652	\$607.10	626	-	US26D	1	12
3CB1 HW	4.5" x 4.5"	TW8 CON	652	\$651.20	626	-	US26D	1	12
5BB1	4.5" x 4"	TW8 CON	652	\$611.30	626	-	US26D	1	12
			-	-	630	-	US32D	1	12
	4.5" x 4.5"	TW4 CON	652	\$407.20	626	\$514.30	US26D	1	12
			-	-	630	\$522.30	US32D	1	12
		TW8 CON	F-BLK	\$597.00	B-BLK	-	US19	1	12
			652	\$605.80	626	\$754.40	US26D	1	12
	5" x 4.5"	TW8 CON	-	-	630	\$762.70	US32D	1	12
			652	\$624.10	626	-	US26D	1	12
5BB1 HW	4.5" x 4.5"	TW4 CON	652	\$438.80	626	-	US26D	1	12
			-	-	630	\$561.20	US32D	1	12
		TW8 CON	652	\$637.30	626	\$924.90	US26D	1	12
			-	-	630	\$801.10	US32D	1	12
	5" x 4.5"	TW4 CON	652	\$446.10	626	-	US26D	1	12
			-	-	630	-	US32D	1	12
		TW8 CON	652	\$644.80	626	-	US26D	1	12
			-	-	630	\$858.60	US32D	1	12

For all other electric through-wire hinges, see pricing on previous page.

MODEL	SIZE	CORNERS	SUBSTRATE	MODEL NUMBER	BHMA FINISH	PACKAGE	LIST PRICE PER PACKAGE
1010RP 	3.5"	Square	Steel	1010RP F-619E	646	3	\$32.10
				1010RP F-622E	631	3	\$32.10
				1010RP F-625E	651	3	\$32.10
				1010RP F-626E	652	3	\$32.10
				1010RP F-716E	-	3	\$32.10
1011RP 	3.5"	5/8" Radius	Steel	1011RP F-605E	632	3	\$32.10
				1011RP F-619E	646	3	\$32.10
				1011RP F-622E	631	3	\$32.10
				1011RP F-625E	651	3	\$32.10
				1011RP F-626E	652	3	\$32.10
1011RP F-716E	-	3	\$32.10				
1012RP 	3.5"	1/4" Radius	Steel	1012RP F-619E	646	3	\$32.10
				1012RP F-622E	631	3	\$32.10
				1012RP F-625E	651	3	\$32.10
				1012RP F-626E	652	3	\$32.10
				1012RP F-716E	-	3	\$32.10
1020RP 	4"	Square	Steel	1020RP F-619E	646	3	\$35.10
				1020RP F-622E	-	3	\$35.10
				1020RP F-625E	651	3	\$35.10
				1020RP F-626E	652	3	\$35.10
				1020 F-716E	-	3	\$35.10
1021RP 	4"	5/8" Radius	Steel	1021RP F-619E	646	3	\$35.10
				1021RP F-622E	631	3	\$35.10
				1021RP F-625E	651	3	\$35.10
				1021RP F-626E	652	3	\$35.10
				1021RP F-716E	-	3	\$35.10

Sold in packages of 3 hinges, list price is for one package of 3 hinges. Must be ordered in number of packages required.
 RP = Removable Pin, compatible with hinge pin door stops.

MODEL	DESCRIPTION	FINISH	LENGTH	STEEL BASED			
				BHMA FINISH	LIST	STOCKED	STOCKED OPTIONS
600 UL listed 	600 Concealed hinge 1/8" inset, non-handed	USP	83"	600	\$419.90		
			85"	600	\$527.80		
			95"	600	\$512.60		
			120"	600	\$633.50		
602 UL listed 	602 Full surface Flush mount Handed when cut or modified	USP	83"	600	\$472.10		
			85"	600	\$550.80		
			95"	600	\$550.80		
			120"	600	\$742.20		
611 UL listed 	611 Swing clear No inset, handed when cut or modified Built-in edge guard	USP	83"	600	\$741.50		
			85"	600	\$839.90		
			95"	600	\$839.90		
			120"	600	\$973.80		
700 UL listed 	700 Concealed hinge 1/8" inset, non-handed	US32D	83"	630	\$743.50	▪	
			85"	630	\$860.80	▪	
			95"	630	\$860.80	▪	
			120"	630	\$1,051.50		
702 UL listed 	702 Full surface Flush mount Handed when cut or modified	US32D	83"	630	\$860.80		
			85"	630	\$1,021.50		
			95"	630	\$1,021.50		
			120"	630	\$1,402.90		
705 UL listed 	705 Concealed hinge Handed when cut or modified Adjusta-Stud fasteners	US32D	83"	630	\$970.10	▪	
			85"	630	\$1,092.70		
			95"	630	\$1,092.70		
			120"	630	\$1,334.80		
711 UL listed 	711 Swing clear Flush mounted Surface hinge, no inset, handed when cut or modified Built-in edge guard	US32D	83"	630	\$834.20		
			85"	630	\$985.20		
			95"	630	\$956.90		
			120"	630	\$1,200.30		
715 UL listed 	715 Concealed hinge Flush mounted, half wrap Handed when cut or modified Built-in edge guard	US32D	83"	630	\$904.70		
			85"	630	\$1,022.00		
			95"	630	\$1,022.00		
			120"	630	\$1,267.50		

Stocked products will typically ship in 3 business days.



View service parts on page 169

Additional offerings

CUSTOM PROCESSING ¹	LIST ADD	
Custom cut to length	\$30.00	List add per hinge
Custom painting colors Contact customer service for pricing and color approval.	\$2,044.00	Flat rate for hinge quantity less than 12 for Tiger/Drylac paint
Additional lead time up to 6 weeks may be needed. Add List Add to base pricing for the size needed.	\$170.10	List add per hinge for each hinge greater than 12
Dutch door prep	\$186.00	List add per hinge
Hospital tips (HT)	\$186.00	List add per hinge. Exact size required when ordering, cannot be field modified.

¹ Return policy - requires prior approval. Consult factory.

ELECTRICAL MODIFICATIONS	LIST ADD	
EPT - Electrical power transfer prep 600, 700, 705, and 715	\$161.00	List add per hinge
TW8 - Electric through-wire 600, 700, 705, and 715	\$525.00	List add per hinge
CON - Allegion Connect 600, 700, 705, and 715	\$72.00	List add per hinge (Must order with TW8 and add CON List Adder)

Standard cutout locations

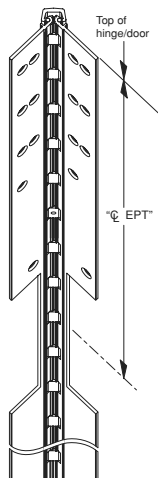
Consult factory for custom locations. Specify location from **top edge of door to centerline of cutout**. TW8 location cannot be moved.

STD LENGTH	EPT	TW8
83"	30"	43-19/32"
85"	32"	45-17/32"
95"	42"	55-17/32"
120"	67"	80-17/32"

Optional mounting hardware

Consult factory for custom locations. Specify location from **top edge of door to centerline of cutout**. TW8 location cannot be moved.

	SPECIFY	LIST ADD	
Standard mounting hardware	-	\$0.00	Hollow metal self drilling/self tapping screws (TEK) for door and frame 1/2 wood screws
Security screws - Hollow metal door and frame	SECHM	\$55.00	List add per hinge
Security screws - 1/2 Wood, 1/2 hollow metal	SECWDHM	\$55.00	List add per hinge
Security screws - Wood door and frame	SECWDWD	\$55.00	List add per hinge
Wood screws - Wood door and frame	WD	\$30.00	List add per hinge






Ives continuous hinge - EPT order detail

(EPT's measure from the top of the hinge to the centerline of the EPT cutout)

Please supply the following information:

- P/O number
- Order #
- Length of continuous hinge
- Indicate RH or LH
- EPT location

LIST PRICE - FINISHES LISTED ARE FOR ALUMINUM COVER, HINGE LEAVES ARE STAINLESS STEEL

MODEL	DESCRIPTION	LENGTHS	441	600	628	688	709	710	711	712	713
			US32DAN Satin Stainless Anodized	USP Primed Paint	US28 Clear Anodized	US4AN Satin Brass Anodized	US10AN Satin Bronze Anodized	313AN Dark Bronze Anodized	315AN Black Anodized	US26AN Buff Chrome Anodized	US26DAN Satin Chrome Anodized
 Stocked	700CS Stainless steel full mortise hinge with AL cover	83"	\$958.00	\$1,029.20	\$859.20	\$958.00	\$958.00	\$895.80	\$895.80	\$958.00	\$958.00
		85"	\$1,091.60	\$1,160.80	\$992.60	\$1,091.60	\$1,091.60	\$1,027.40	\$1,027.40	\$1,091.60	\$1,091.60
		95"	\$1,117.50	\$1,186.80	\$1,018.80	\$1,117.50	\$1,117.50	\$1,044.80	\$1,044.80	\$1,117.50	\$1,117.50
		120"	\$1,455.30	\$1,526.50	\$1,356.40	\$1,455.30	\$1,455.30	\$1,390.90	\$1,390.90	\$1,455.30	\$1,455.30
	700CS with TWP Stainless steel full mortise hinge with AL cover and through-wire panel	83"	\$1,878.10	\$1,909.20	\$1,833.20	\$1,878.10	\$1,878.10	\$1,848.60	\$1,848.60	\$1,878.10	\$1,878.10
		85"	\$1,878.10	\$1,909.20	\$1,833.20	\$1,878.10	\$1,878.10	\$1,848.60	\$1,848.60	\$1,878.10	\$1,878.10
		95"	\$1,878.10	\$1,909.20	\$1,833.20	\$1,878.10	\$1,878.10	\$1,848.60	\$1,848.60	\$1,878.10	\$1,878.10
		120"	\$1,878.10	\$1,909.20	\$1,833.20	\$1,878.10	\$1,878.10	\$1,848.60	\$1,848.60	\$1,878.10	\$1,878.10
	711CS Stainless steel swing clear hinge with AL cover	83"	\$1,051.50	\$1,098.50	\$985.90	\$1,051.50	\$1,051.50	\$1,010.10	\$1,010.10	\$1,051.50	\$1,051.50
		85"	\$1,084.50	\$1,131.30	\$1,018.80	\$1,084.50	\$1,084.50	\$1,044.80	\$1,044.80	\$1,084.50	\$1,084.50
		95"	\$1,157.20	\$1,204.00	\$1,091.60	\$1,157.20	\$1,157.20	\$1,119.10	\$1,119.10	\$1,157.20	\$1,157.20
		120"	\$1,360.20	\$1,406.80	\$1,292.40	\$1,360.20	\$1,360.20	\$1,316.60	\$1,316.60	\$1,360.20	\$1,360.20
	715CS Stainless steel full mortise hinge with edge guard and AL cover	83"	\$1,114.00	\$1,193.80	\$1,003.00	\$1,114.00	\$1,114.00	\$1,044.80	\$1,044.80	\$1,114.00	\$1,114.00
		85"	\$1,263.10	\$1,342.80	\$1,150.50	\$1,263.10	\$1,263.10	\$1,188.50	\$1,188.50	\$1,263.10	\$1,263.10
		95"	\$1,290.60	\$1,368.60	\$1,178.20	\$1,290.60	\$1,290.60	\$1,218.10	\$1,218.10	\$1,290.60	\$1,290.60
		120"	\$1,682.20	\$1,762.10	\$1,569.60	\$1,682.20	\$1,682.20	\$1,610.00	\$1,610.00	\$1,682.20	\$1,682.20

Lead time exception: Non-Stocked 711CS and 715CS pin and barrel hinges may take up to 4-5 weeks for shipment.
 Cut to length, EPT cutouts, and optional mounting hardware of stocked hinges will ship in 2 weeks or less.

Additional offerings

CUSTOM PROCESSING ¹	LIST ADD	
Custom cut to length (All lengths = 13" from each end, TWP top only.)	\$60.00	List add per hinge
Custom painting colors Contact customer service for pricing and color approval.	\$2,044.00	Flat rate for hinge quantity less than 12 for Tiger/Drylac paint
Additional lead time up to 6 weeks may be needed. Add List Add to base pricing for the size needed.	\$170.10	List add per hinge for each hinge greater than 12

¹ Return policy - requires prior approval. Consult factory.

ELECTRICAL MODIFICATIONS	LIST ADD	
EPT - Electrical power transfer prep 700CS and 715CS	\$161.00	List add per hinge
TW8 - Electric through-wire	N/A	See chart on previous page for hinge price with TWP (Through-wire panel)
CON - Allegion Connect 700CS only	\$72.00	List add per hinge (Must order with TW8 and add CON List Adder)

Standard cutout locations

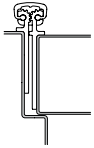
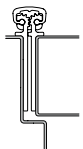
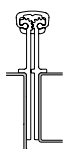
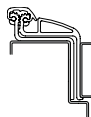
Consult factory for custom locations. Specify location from **top edge of door to centerline of cutout**. TW8 location cannot be moved.

STD LENGTH	EPT	TW8
83"	30"	43-13/16"
85"	32"	44-29/32"
95"	42"	55-9/32"
120"	67"	79-1/2"

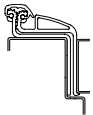
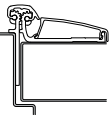
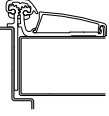
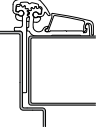
ELECTRIC SERVICE PARTS	LIST
700CS TWP panel service kit	\$1,139.00

Optional mounting hardware

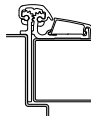

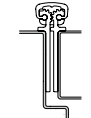
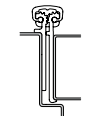
	SPECIFY	LIST ADD	
Standard mounting hardware	-	\$0.00	Hollow metal self-drilling/self-tapping screws (TEK) for door or frame
Security screw - Hollow metal door and frame	SECHM	\$55.00	List add per hinge
Wood screws - Wood door and frame	WD	\$30.00	List add per hinge

MODEL	DESCRIPTION	FINISH	LENGTH	ALUMINUM			
				BHMA FINISH	LIST	STOCKED	STOCKED OPTIONS
026XY UL listed 	026XY Heavy duty, full mortise - narrow frame leaf, wide door leaf 3/32" inset, frame leaf 1-9/16", non-handed (Handed with TWP, EPT)	US28	83"	628	\$326.90		
			85"	628	\$326.90		
			95"	628	\$397.80		
			119"	628	\$636.20		
		313AN	83"	710	\$406.40		
			85"	710	\$406.40		
			95"	710	\$521.50		
		315AN	83"	711	\$812.90		
			85"	711	\$467.40		
			95"	711	\$599.40		
			119"	711	\$934.70		
		027XY UL listed 	027XY Heavy duty, full mortise - wide door leaf Flush mounted, no inset, frame leaf 1-7/8", non-handed (Handed with TWP, EPT)	US28	83"	628	\$335.70
85"	628				\$335.70		
95"	628				\$388.90		
119"	628				\$627.50		
313AN	83"			710	\$441.70		
	85"			710	\$441.70		
	95"			710	\$512.50		
	119"			710	\$804.20		
315AN	83"			711	\$508.00		
	85"			711	\$508.00		
	95"			711	\$589.40		
	119"			711	\$924.80		
040XY UL listed 	040XY Heavy duty, full mortise - wide throw Flush mounted, no inset, frame leaf 1-11/16", non-handed	US28	83"	628	\$574.30		
			85"	628	\$574.30		
			95"	628	\$706.90		
			119"	628	\$1,130.90		
		313AN	83"	710	\$751.00		
			85"	710	\$751.00		
			95"	710	\$901.20		
			119"	710	\$1,449.10		
		315AN	83"	711	\$863.80		
			85"	711	\$863.80		
			95"	711	\$1,036.30		
			119"	711	\$1,666.30		
041XY UL listed 	041XY Heavy duty, full mortise - swing clear 1/16" inset, frame leaf 1-7/8", non-handed	US28	83"	628	\$636.20		
			85"	628	\$636.20		
			95"	628	\$759.70		
			119"	628	\$1,166.20		
		313AN	83"	710	\$839.40		
			85"	710	\$839.40		
			95"	710	\$1,007.10		
			119"	710	\$1,510.90		

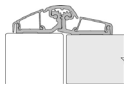
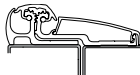

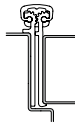
Stocked products will typically ship in 3 business days.

MODEL	DESCRIPTION	FINISH	LENGTH	ALUMINUM			
				BHMA FINISH	LIST	STOCKED	STOCKED OPTIONS
041XY UL listed 	041XY Heavy duty, full mortise - swing clear 1/16" inset, frame leaf 1-7/8", non-handed	315AN	83"	711	\$965.40		
			85"	711	\$965.40		
			95"	711	\$1,158.30		
			119"	711	\$1,737.40		
045XY UL listed 	045XY Heavy duty, adjustable half surface 9/32" inset, frame leaf 1-9/16", non-handed	US28	83"	628	\$661.50		
			85"	628	\$661.50		
			95"	628	\$806.70		
			119"	628	\$1,209.90		
		313AN	83"	710	\$887.30		
			85"	710	\$887.30		
			95"	710	\$1,089.00		
			119"	710	\$1,613.40		
		315AN	83"	711	\$1,020.30		
			85"	711	\$1,020.30		
			95"	711	\$1,252.50		
			119"	711	\$1,855.20		
046XY UL listed 	046XY Heavy duty, adjustable half surface 9/32" inset, frame leaf 1-7/8", non-handed	US28	83"	628	\$709.90		
			85"	628	\$709.90		
			95"	628	\$871.50		
			119"	628	\$1,298.90		
		313AN	83"	710	\$951.80		
			85"	710	\$951.80		
			95"	710	\$1,161.60		
			119"	710	\$1,726.30		
		315AN	83"	711	\$1,094.60		
			85"	711	\$1,094.60		
			95"	711	\$1,336.00		
			119"	711	\$1,985.30		
053XY UL listed 	053XY Heavy duty, adjustable half surface 1/8" inset, frame leaf 1-9/16", non-handed	US28	83"	628	\$481.80		
			85"	628	\$481.80		
			95"	628	\$591.60		
			119"	628	\$912.60		
		313AN	83"	710	\$600.20		
			85"	710	\$600.20		
			95"	710	\$718.30		
			119"	710	\$1,216.90		
		315AN	83"	711	\$690.10		
			85"	711	\$690.10		
			95"	711	\$826.10		
			119"	711	\$1,399.50		

Stocked products will typically ship in 3 business days.

MODEL	DESCRIPTION	FINISH	LENGTH	ALUMINUM					
				BHMA FINISH	LIST	STOCKED	STOCKED OPTIONS		
054XY UL listed 	054XY Heavy duty, adjustable half surface 1/8" inset, frame leaf 1-7/8", non-handed	US28	83"	628	\$515.50				
			85"	628	\$515.50				
			95"	628	\$608.40				
			119"	628	\$954.90				
		313AN	83"	710	\$616.90				
			85"	710	\$616.90				
			95"	710	\$735.40				
		315AN	119"	710	\$1,225.30				
			83"	711	\$709.50				
			85"	711	\$709.50				
			95"	711	\$845.60				
		112HD UL listed 	112HD Heavy duty, full mortise No inset, frame leaf 1-9/16", non-handed	US28	83"	628	\$239.30	▪	EPT 30"
85"	628				\$239.30	▪			
95"	628				\$298.30	▪	EPT 42"		
120"	628				\$476.60				
313AN	83"			710	\$308.80	▪			
	85"			710	\$324.40				
	95"			710	\$385.70				
	120"			710	\$654.30				
112XY UL listed 	112XY Heavy duty, full mortise - narrow frame leaf, narrow door leaf No inset, frame leaf 1-9/16", non-handed (Handed with TWP, EPT)			US28	83"	628	\$300.30	▪	
					85"	628	\$300.30		
					95"	628	\$380.20	▪	
					119"	628	\$600.80		
		313AN	83"	710	\$388.90				
			85"	710	\$388.90				
			95"	710	\$486.10				
			119"	710	\$786.50				
		315AN	83"	711	\$447.10				
			85"	711	\$447.10				
			95"	711	\$558.90				
			119"	711	\$904.40				
114XY UL listed 	114XY Heavy duty, full mortise, narrow frame leaf, door edge protector 1/16" inset, frame leaf 1-9/16", non-handed (Handed with TWP, EPT)	US28	83"	628	\$318.10				
			85"	628	\$318.10				
			95"	628	\$388.90				
			119"	628	\$627.50				
		313AN	83"	710	\$397.80				
			85"	710	\$397.80				
			95"	710	\$512.50				
			119"	710	\$804.20				
		315AN	83"	711	\$457.40				
			85"	711	\$457.40				
			95"	711	\$589.40				
			119"	711	\$924.80				

Stocked products will typically ship in 3 business days.

MODEL	DESCRIPTION	FINISH	LENGTH	ALUMINUM			
				BHMA FINISH	LIST	STOCKED	STOCKED OPTIONS
157XY UL listed 	157XY Heavy duty, adjustable full surface - center pivot 1/16" inset, non-handed	US28	83"	628	\$370.70	▪	
			95"	628	\$486.20		
			119"	628	\$826.30		
		313AN	83"	710	\$444.40		
			95"	710	\$583.30		
			119"	710	\$912.80		
		315AN	83"	711	\$510.90		
			95"	711	\$671.00		
			119"	711	\$1,049.80		
210XY UL listed 	210XY Heavy duty, adjustable full surface - swing clear 1/32" inset, non-handed	US28	83"	628	\$439.50		
			85"	628	\$439.50		
			95"	628	\$515.50		
			119"	628	\$895.80		
		313AN	83"	710	\$515.50		
			85"	710	\$515.50		
			95"	710	\$633.90		
			119"	710	\$980.10		
		315AN	83"	711	\$592.70		
			85"	711	\$592.70		
			95"	711	\$728.90		
			119"	711	\$1,127.30		
224HD UL listed 	224HD Heavy duty, full mortise 1/16" inset, non-handed (Handed with CUT, EPT)	US28	83"	628	\$255.30	▪	EPT 30", TEK/WD
			85"	628	\$255.30		
			95"	628	\$314.30	▪	
			120"	628	\$494.70		
		313AN	83"	710	\$317.80		
			85"	710	\$333.70		
			95"	710	\$423.80		
			120"	710	\$665.80		
224XY UL listed 	224XY Heavy duty, full mortise - door edge protector 1/16" inset, frame leaf 1-7/8", non-handed (Handed with HT, TWP, EPT)	US28	83"	628	\$318.10	▪	
			85"	628	\$318.10		
			95"	628	\$388.90		
			119"	628	\$627.50		
		313AN	83"	710	\$397.80		
			85"	710	\$397.80		
			95"	710	\$512.50		
			119"	710	\$804.20		
		315AN	83"	711	\$457.40		
			85"	711	\$457.40		
			95"	711	\$589.40		
			119"	711	\$924.80		

Stocked products will typically ship in 3 business days.



View service parts on page 169

Additional offerings

CUSTOM PROCESSING*	LIST ADD	
Custom cut to length		
HD models	\$29.00	List add per hinge
XY models	\$57.00	List add per hinge
Custom painting colors Contact customer service for pricing and color approval. Additional lead time up to 6 weeks may be needed. Add List Add to base pricing for the size needed.	\$2,044.00	Flat rate for hinge quantity less than 12 for Tiger/Drylac paint
	\$170.10	List add per hinge for each hinge greater than 12
HT - Hospital tip 026XY, 027XY, 112XY, 114XY, and 224XY only	\$178.00	List add per hinge. Exact size required when ordering, cannot be field modified.

* Return policy - requires prior approval. Consult factory.

ELECTRICAL MODIFICATIONS	LIST ADD	
EPT - Electrical power transfer prep 026XY, 027XY, 112HD, 112XY, 114XY, 224HD, and 224XY only	\$154.00	List add per hinge
TWP CON - Electric through-wire panel with Allegion Connect 026XY, 027XY, 112XY, 114XY, and 224XY only	\$723.00	List add per hinge

Standard cutout locations

Consult factory for custom locations. Specify location from **top edge of door to centerline of cutout**. TW8 location cannot be moved.

STD LENGTH	HD EPT	XY EPT	XY TWP
83"	30"	30"	43.5"
85"	32"	32"	45.5"
95"	42"	42"	55.5"
119" (XY)	-	66"	79.5"
120" (HD)	67"	-	-


Templates and installation instructions available online at www.allegion.com/us

ELECTRIC SERVICE PARTS	LIST ADD	
XY TWP panel service kit Same panel for all models (026XY, 027XY, 112XY, 114XY, 224XY) Use HGPART.1159 for US28, HGPART.1160 for 313AN	\$429.80	List price
112HD TWP panel service kit Use 840737-28 for US28, 840737-42 for 313AN	\$365.30	List price
224HD TWP panel service kit Use 840738-28 for US28, 84073842 for 313AN	\$366.10	List price
112HD/224HD 6' power cable kit for TW8 and TWP Contains LH and RH cable - 840738-00	\$366.10	List price

Optional mounting hardware

Consult factory for custom locations. Specify location from **top edge of door to centerline of cutout**. TW8 location cannot be moved.

	SPECIFY	LIST ADD
Standard mounting hardware Hollow metal self drilling/self tapping screws (TEK) for door and frame	-	\$0.00
Security screws - Hex pin drive Hollow metal door and frame List add per hinge	SECHM	\$53.00
Security screws - Hex pin drive 1/2 Wood, 1/2 hollow metal List add per hinge	SECWDHM	\$53.00
Security screws - Hex pin drive Wood door and frame List add per hinge	SECWDWD	\$53.00
Wood screws - Wood door and frame List add per hinge	WD	\$29.00
Wood screws - 1/2 Self drill, self tap, 1/2 wood List add per hinge	TEKWD	\$29.00
Thread forming screws - Hollow metal door and frame List add per hinge	TF	\$29.00
1/2 Thread forming, 1/2 wood List add per hinge. Pilot holes required. Recommended for grout filled frame.	TFWD	\$29.00

 View service parts on page 169

STANDARD HARDWARE INCLUDED - HOLLOW METAL DOOR AND FRAME

Full mortise hinges	12-24 x 3/4" Steel self drilling/self tapping, flat head, Phillips screw (TEK)
Half surface hinges Includes 210XY	12-24 x 3/4" Steel self drilling/self tapping, flat head, Phillips screw (TEK) 12-24 x 3/4" Steel self drilling/self tapping, hex head screw (TEK) 1/4-20 x 3/4" Phillips head machine screws and pan head through bolts
Full surface hinges 157XY only	12-24 x 3/4" Steel self drilling/self tapping, hex head screw (TEK) 1/4-20 x 3/4" Phillips head machine screws and pan head through bolts

SECURITY SCREWS - HOLLOW METAL DOOR AND FRAME (SECHM)

Full mortise hinges 112HD and 224HD only	12-24 x 3/4" Stainless steel, flat head, hex pin security machine screw
---	---

Available as accessory parts kit for full mortise XY hinges (026XY, 027YX, 040XY, 041XY, 112XY, 112XY, 114XY, 224XY)

SECURITY SCREWS - 1/2 WOOD, 1/2 HOLLOW METAL (SECWDHM)

Full mortise hinges 112HD and 224HD only	12-24 x 3/4" Stainless steel, flat head, hex pin security machine screw 12-24 x 3/4" Stainless steel socket, flat head, hex pin security wood screw
---	--

Available as accessory parts kit for full mortise XY hinges (026XY, 027YX, 040XY, 041XY, 112XY, 112XY, 114XY, 224XY)

SECURITY SCREWS - WOOD DOOR AND FRAME (SECWDWD)

Full mortise hinges 112HD and 224HD only	12 X 1-1/4" Stainless steel, flat head, hex pin security wood screw
---	---

Available as accessory parts kit for full mortise XY hinges (026XY, 027XY, 040XY, 041XY, 112XY, 114XY, 224XY)

WOOD DOOR AND FRAME (WD)

Full mortise hinges	12 x 1-1/4" Flat head, Phillips screw
Half surface hinges Includes 210XY	12 x 1-1/4" Flat head, Phillips screw 1/4 x 1-1/2" Hex head lag screw
Full surface hinges 157XY only	1/4 x 1-1/2" Hex head lag screw

1/2 SELF DRILL, SELF TAP 1/2 WOOD (TEKWD)

Full mortise hinges	12-24 x 3/4" Steel self drilling/self tapping, flat head, Phillips screw (TEK)	12 x 1-1/4" Flat head, Phillips wood screw
Half surface hinges	12-24 x 3/4" Steel self drilling/self tapping, flat head, Phillips screw (TEK)	1/4 x 1-1/2" Hex head, lag screw
Full surface hinges	12-24 x 3/4" Steel self drilling/self tapping, hex head screw (TEK)	1/4 x 1-1/2" Hex head, lag screw

THREAD FORMING - HOLLOW METAL DOOR AND FRAME (TF)

Full mortise hinges 112HD and 224HD only	12-24 x 3/4" Steel thread forming, flat head, Phillips wood screw
---	---

Available as accessory parts kit for full mortise XY hinges (026XY, 027YX, 040XY, 041XY, 112XY, 112XY, 114XY, 224XY)

THREAD FORMING - 1/2 THREAD FORMING HOLLOW METAL, 1/2 WOOD (TFWD)

Full mortise hinges 112HD and 224HD only	12-24 x 3/4" Steel thread forming, flat head, Phillips screw 12 x 1-1/4" Flat head, Phillips wood screw
---	--

Available as accessory parts kit for full mortise XY hinges (026XY, 027XY, 040XY, 041XY, 112XY, 114XY, 224XY).

MODEL	PART DESCRIPTION	POUND RATING	605	606	612	613	619	622	625	626	643E/ 716	689	691	695	706
			US3	US4	US10	US10B	US15	BLK	629' US26 US32 ¹	630' US26D US32D ¹		SP28	SP10	SP313	SP4
7212 3/4" Offset pivot	7212 SET	200	\$570.90	\$570.90	\$570.90	\$570.90	\$570.90	\$331.50	\$570.90	\$521.30	\$570.90	\$331.50	\$331.50	\$331.50	\$331.50
	7212 TOP	-	\$331.50	\$331.50	\$331.50	\$331.50	\$331.50	\$202.10	\$331.50	\$285.40	\$331.50	\$202.10	\$202.10	\$202.10	\$202.10
	7212 BTM	200	\$347.40	\$347.40	\$347.40	\$347.40	\$347.40	\$226.90	\$347.40	\$297.90	\$347.40	\$226.90	\$226.90	\$226.90	\$226.90
	7212 INT	100	\$381.20	\$381.20	\$381.20	\$381.20	\$381.20	\$262.50	\$381.20	\$331.50	\$381.20	\$262.50	\$262.50	\$262.50	\$262.50
7212V 3/4" Offset pivot, jamb mount	7212V SET	200	\$593.90	\$593.90	\$593.90	\$593.90	\$593.90	\$452.00	\$593.90	\$545.90	\$593.90	\$452.00	\$452.00	\$452.00	\$452.00
	7212V TOP	-	\$347.40	\$347.40	\$347.40	\$347.40	\$347.40	\$226.90	\$347.40	\$297.90	\$347.40	\$226.90	\$226.90	\$226.90	\$226.90
	7212V INT	100	\$381.20	\$381.20	\$381.20	\$381.20	\$381.20	\$262.50	\$381.20	\$331.50	\$381.20	\$262.50	\$262.50	\$262.50	\$262.50
7215 3/4" Offset pivot	7215 SET	500	\$617.10	\$617.10	\$617.10	\$617.10	\$617.10	\$498.30	\$617.10	\$570.90	\$617.10	\$498.30	\$498.30	\$498.30	\$498.30
	7215 TOP	-	\$331.50	\$331.50	\$331.50	\$331.50	\$331.50	\$202.10	\$331.50	\$285.40	\$331.50	\$202.10	\$202.10	\$202.10	\$202.10
	7215 BTM	500	\$381.20	\$381.20	\$381.20	\$381.20	\$381.20	\$388.30	\$381.20	\$356.40	\$381.20	\$388.30	\$388.30	\$388.30	\$388.30
	7215 INT	100	\$347.40	\$347.40	\$347.40	\$347.40	\$347.40	\$285.40	\$347.40	\$308.60	\$347.40	\$285.40	\$285.40	\$285.40	\$285.40
	7215PT INT TW4	-	\$1,243.30	\$1,243.30	\$1,243.30	\$1,243.30	\$1,243.30	\$903.30	\$1,243.30	\$964.80	\$1,243.30	\$903.30	\$903.30	\$903.30	\$903.30
	7215PT INT TW8	-	\$1,450.70	\$1,450.70	\$1,450.70	\$1,450.70	\$1,450.70	\$1,110.70	\$1,450.70	\$1,172.20	\$1,450.70	\$1,110.70	\$1,110.70	\$1,110.70	\$1,110.70
7215F Fire rated 3/4" Offset pivot	7215F SET	500	\$973.50	-	\$973.50	-	-	\$759.20	\$973.50	\$923.40	\$973.50	\$759.20	\$759.20	\$759.20	\$759.20
	7215F TOP	-	\$583.30	-	\$583.30	-	-	\$427.40	\$583.30	\$512.20	\$583.30	\$427.40	\$427.40	\$427.40	\$427.40
	7215F BTM	500	\$679.30	-	\$679.30	-	-	\$498.30	\$679.30	\$629.20	\$679.30	\$498.30	\$498.30	\$498.30	\$498.30
	7215F INT	100	\$545.90	-	\$545.90	-	-	\$441.50	\$545.90	\$521.30	\$545.90	\$441.50	\$441.50	\$441.50	\$441.50
	7215FPT INT TW4	-	\$1,441.80	-	\$1,441.80	-	-	\$1,059.40	\$1,441.80	\$1,177.40	\$1,441.80	\$1,059.40	\$1,059.40	\$1,059.40	\$1,059.40
	7215FPT INT TW8	-	\$1,697.20	-	\$1,697.20	-	-	\$1,314.80	\$1,697.20	\$1,432.90	\$1,697.20	\$1,314.80	\$1,314.80	\$1,314.80	\$1,314.80
7222 3/4" Offset pivot	7222 SET	200	\$498.30	\$498.30	\$498.30	\$498.30	\$498.30	\$331.50	\$498.30	\$452.00	\$498.30	\$331.50	\$331.50	\$331.50	\$331.50
	7222 TOP	-	\$331.50	\$331.50	\$331.50	\$331.50	\$331.50	\$202.10	\$331.50	\$285.40	\$331.50	\$202.10	\$202.10	\$202.10	\$202.10
	7222 BTM	200	\$322.90	\$322.90	\$322.90	\$322.90	\$322.90	\$191.50	\$322.90	\$274.80	\$322.90	\$191.50	\$191.50	\$191.50	\$191.50
	7222 INT	100	\$381.20	\$381.20	\$381.20	\$381.20	\$381.20	\$262.50	\$381.20	\$331.50	\$381.20	\$262.50	\$262.50	\$262.50	\$262.50
7226 3/4" Offset pivot	7226 SET	600	\$593.90	\$593.90	\$593.90	\$593.90	\$593.90	\$427.40	\$593.90	\$545.90	\$593.90	\$427.40	\$427.40	\$427.40	\$427.40
	7226 TOP	-	\$331.50	\$331.50	\$331.50	\$331.50	\$331.50	\$202.10	\$331.50	\$285.40	\$331.50	\$202.10	\$202.10	\$202.10	\$202.10
	7226 BTM	600	\$356.40	\$356.40	\$356.40	\$356.40	\$356.40	\$297.90	\$356.40	\$331.50	\$356.40	\$297.90	\$297.90	\$297.90	\$297.90
	7226 INT	100	\$347.40	\$347.40	\$347.40	\$347.40	\$347.40	\$285.40	\$347.40	\$308.60	\$347.40	\$285.40	\$285.40	\$285.40	\$285.40
	7226PT INT TW4	-	\$1,243.30	\$1,243.30	\$1,243.30	\$1,243.30	\$1,243.30	\$903.30	\$1,243.30	\$964.80	\$1,243.30	\$903.30	\$903.30	\$903.30	\$903.30
	7226PT INT TW8	-	\$1,450.70	\$1,450.70	\$1,450.70	\$1,450.70	\$1,450.70	\$1,110.70	\$1,450.70	\$1,172.20	\$1,450.70	\$1,110.70	\$1,110.70	\$1,110.70	\$1,110.70
7226F Fire rated 3/4" Offset pivot	7226F SET	600	\$854.70	-	\$854.70	-	-	\$688.10	\$854.70	\$808.50	\$854.70	\$688.10	\$688.10	\$688.10	\$688.10
	7226F TOP	-	\$583.30	-	\$583.30	-	-	\$427.40	\$583.30	\$512.20	\$583.30	\$427.40	\$427.40	\$427.40	\$427.40
	7226F BTM	600	\$606.40	-	\$606.40	-	-	\$489.50	\$606.40	\$521.30	\$606.40	\$489.50	\$489.50	\$489.50	\$489.50
	7226F INT	600	\$545.90	-	\$545.90	-	-	\$441.50	\$545.90	\$521.30	\$545.90	\$441.50	\$441.50	\$441.50	\$441.50
	7226FPT INT TW4	-	\$1,441.80	-	\$1,441.80	-	-	\$1,059.40	\$1,441.80	\$1,177.40	\$1,441.80	\$1,059.40	\$1,059.40	\$1,059.40	\$1,059.40
	7226FPT INT TW8	-	\$1,697.20	-	\$1,697.20	-	-	\$1,314.80	\$1,697.20	\$1,432.90	\$1,697.20	\$1,314.80	\$1,314.80	\$1,314.80	\$1,314.80

¹ Fire rated models 629 and 630 (stainless), all others 625 and 626 (brass).

Stocked: 7215 Set 626, 7226 Set 626, 7230F Set 630, 7253 Set 626, 7255 Set 626, 7215-7226-7227 INT 626

Lead time exception: Non-stocked PT INT pivots may take up to 4-5 weeks for shipment.

MODEL	PART DESCRIPTION	POUND RATING	605	606	612	613	619	622	625	626	643E/	689	691	695	706
			US3	US4	US10	US10B	US15	BLK	629' US26 US32 ¹	630' US26D US32D ¹	716	SP28	SP10	SP313	SP4
7227 3/4" Offset pivot	7227 SET	700	\$998.10	\$998.10	\$998.10	\$998.10	\$998.10	\$831.60	\$998.10	\$950.60	\$998.10	\$831.60	\$831.60	\$831.60	\$831.60
	7227 TOP	-	\$331.50	\$331.50	\$331.50	\$331.50	\$331.50	\$202.10	\$331.50	\$285.40	\$331.50	\$202.10	\$202.10	\$202.10	\$202.10
	7227 BTM	700	\$902.40	\$902.40	\$902.40	\$902.40	\$902.40	\$748.40	\$902.40	\$808.50	\$902.40	\$748.40	\$748.40	\$748.40	\$748.40
	7227 INT	100	\$347.40	\$347.40	\$347.40	\$347.40	\$347.40	\$285.40	\$347.40	\$308.60	\$347.40	\$285.40	\$285.40	\$285.40	\$285.40
	7227PT INT TW4	-	\$1,243.30	\$1,243.30	\$1,243.30	\$1,243.30	\$1,243.30	\$903.30	\$1,243.30	\$964.80	\$1,243.30	\$903.30	\$903.30	\$903.30	\$903.30
	7227PT INT TW8	-	\$1,450.70	\$1,450.70	\$1,450.70	\$1,450.70	\$1,450.70	\$1,110.70	\$1,450.70	\$1,172.20	\$1,450.70	\$1,110.70	\$1,110.70	\$1,110.70	\$1,110.70
7227F Fire rated 3/4" Offset pivot	7227F SET	700	\$1,257.00	-	\$1,257.00	-	-	\$1,067.40	\$1,257.00	\$1,209.50	\$1,257.00	\$1,067.40	\$1,067.40	\$1,067.40	\$1,067.40
	7227F TOP	-	\$583.30	-	\$583.30	-	-	\$427.40	\$583.30	\$512.20	\$583.30	\$427.40	\$427.40	\$427.40	\$427.40
	7227F BTM	700	\$902.40	-	\$902.40	-	-	\$748.40	\$902.40	\$808.50	\$902.40	\$748.40	\$748.40	\$748.40	\$748.40
	7227F INT	100	\$545.90	-	\$545.90	-	-	\$441.50	\$545.90	\$521.30	\$545.90	\$441.50	\$441.50	\$441.50	\$441.50
	7227FPT INT TW4	-	\$1,441.80	-	\$1,441.80	-	-	\$1,059.40	\$1,441.80	\$1,177.40	\$1,441.80	\$1,059.40	\$1,059.40	\$1,059.40	\$1,059.40
	7227FPT INT TW8	-	\$1,697.20	-	\$1,697.20	-	-	\$1,314.80	\$1,697.20	\$1,432.90	\$1,697.20	\$1,314.80	\$1,314.80	\$1,314.80	\$1,314.80
7230F Fire rated 3/4" Offset pivot	7230F SET	1000	\$1,067.40	-	\$1,067.40	-	-	\$902.40	\$1,067.40	\$1,019.30	\$1,067.40	\$902.40	\$902.40	\$902.40	\$902.40
	7230F TOP	-	\$545.90	-	\$545.90	-	-	\$441.50	\$545.90	\$512.20	\$545.90	\$441.50	\$441.50	\$441.50	\$441.50
	7230F BTM	1000	\$654.00	-	\$654.00	-	-	\$558.50	\$654.00	\$629.20	\$654.00	\$558.50	\$558.50	\$558.50	\$558.50
	7230F INT	100	\$593.90	-	\$593.90	-	-	\$489.50	\$593.90	\$570.90	\$593.90	\$489.50	\$489.50	\$489.50	\$489.50
	7230FPT INT TW4	-	\$1,489.60	-	\$1,489.60	-	-	\$1,107.30	\$1,489.60	\$1,227.10	\$1,489.60	\$1,107.30	\$1,107.30	\$1,107.30	\$1,107.30
	7230FPT INT TW8	-	\$1,697.00	-	\$1,697.00	-	-	\$1,314.80	\$1,697.00	\$1,434.50	\$1,697.00	\$1,314.80	\$1,314.80	\$1,314.80	\$1,314.80
7237F Fire rated 3/4" Offset pivot	7237F SET	1750	\$1,305.00	-	\$1,305.00	-	-	\$1,140.30	\$1,305.00	\$1,257.00	\$1,305.00	\$1,140.30	\$1,140.30	\$1,140.30	\$1,140.30
	7237F TOP	-	\$545.90	-	\$545.90	-	-	\$441.50	\$545.90	\$512.20	\$545.90	\$441.50	\$441.50	\$441.50	\$441.50
	7237F BTM	1750	\$902.40	-	\$902.40	-	-	\$819.40	\$902.40	\$877.70	\$902.40	\$819.40	\$819.40	\$819.40	\$819.40
	7237F INT	100	\$593.90	-	\$593.90	-	-	\$489.50	\$593.90	\$570.90	\$593.90	\$489.50	\$489.50	\$489.50	\$489.50
	7237FPT INT TW4	-	\$1,489.60	-	\$1,489.60	-	-	\$1,107.30	\$1,489.60	\$1,227.10	\$1,489.60	\$1,107.30	\$1,107.30	\$1,107.30	\$1,107.30
	7237FPT INT TW8	-	\$1,697.00	-	\$1,697.00	-	-	\$1,314.80	\$1,697.00	\$1,434.50	\$1,697.00	\$1,314.80	\$1,314.80	\$1,314.80	\$1,314.80
7244F Fire rated 1-1/2" Offset pivot	7244F SET	400	\$1,104.70	-	\$1,104.70	-	-	\$923.40	\$1,104.70	\$1,067.40	\$1,104.70	\$923.40	\$923.40	\$923.40	\$923.40
	7244F TOP	-	\$593.90	-	\$593.90	-	-	\$512.20	\$593.90	\$558.50	\$593.90	\$512.20	\$512.20	\$512.20	\$512.20
	7244F BTM	400	\$641.80	-	\$641.80	-	-	\$521.30	\$641.80	\$606.40	\$641.80	\$521.30	\$521.30	\$521.30	\$521.30
	7244F INT	100	\$641.80	-	\$641.80	-	-	\$535.40	\$641.80	\$606.40	\$641.80	\$535.40	\$535.40	\$535.40	\$535.40
7245F Fire rated 1-1/2" Offset pivot	7245F SET	500	\$1,423.80	-	\$1,423.80	-	-	\$1,257.00	\$1,423.80	\$1,376.20	\$1,423.80	\$1,257.00	\$1,257.00	\$1,257.00	\$1,257.00
	7245F TOP	-	\$593.90	-	\$593.90	-	-	\$512.20	\$593.90	\$558.50	\$593.90	\$512.20	\$512.20	\$512.20	\$512.20
	7245F BTM	500	\$998.10	-	\$998.10	-	-	\$877.70	\$998.10	\$973.50	\$998.10	\$877.70	\$877.70	\$877.70	\$877.70
	7245FINT	100	\$641.80	-	\$641.80	-	-	\$535.40	\$641.80	\$606.40	\$641.80	\$535.40	\$535.40	\$535.40	\$535.40

¹ Fire rated models 629 and 630 (stainless), all others 625 and 626 (brass).
 Stocked: 7215 Set 626, 7226 Set 626, 7230F Set 630, 7253 Set 626, 7255 Set 626, 7215-7226-7227 INT 626
 Lead time exception: Non-stocked PT INT pivots may take up to 4-5 weeks for shipment.

MODEL	PART DESCRIPTION	POUND RATING	605 US3	606 US4	612 US10	613 US10B	619 US15	622 BLK	625 629' US26 US32'	626 630' US26D US32D'	643E/ 716	689 SP28	691 SP10	695 SP313	706 SP4
7253 1-1/2" Pivot center hung	7253 SET	300	\$452.00	\$452.00	\$452.00	\$452.00	\$452.00	\$393.40	\$452.00	\$452.00	\$452.00	\$393.40	\$393.40	\$393.40	\$393.40
	7253 TOP	-	\$274.80	\$274.80	\$274.80	\$274.80	\$274.80	\$250.00	\$274.80	\$274.80	\$274.80	\$250.00	\$250.00	\$250.00	\$250.00
	7253 BTM	300	\$250.00	\$250.00	\$250.00	\$250.00	\$250.00	\$181.00	\$250.00	\$216.20	\$250.00	\$181.00	\$181.00	\$181.00	\$181.00
7255 1-1/2" Pivot center hung	7255SET	500	\$498.30	\$498.30	\$498.30	\$498.30	\$498.30	\$464.50	\$498.30	\$498.30	\$498.30	\$464.50	\$464.50	\$464.50	\$464.50
	7255 TOP	-	\$274.80	\$274.80	\$274.80	\$274.80	\$274.80	\$250.00	\$274.80	\$274.80	\$274.80	\$250.00	\$250.00	\$250.00	\$250.00
	7255 BTM	500	\$285.40	\$285.40	\$285.40	\$285.40	\$285.40	\$274.80	\$285.40	\$285.40	\$285.40	\$274.80	\$274.80	\$274.80	\$274.80
7255J 1-1/2" Pivot center hung	7255JSET	600	\$498.30	\$498.30	\$498.30	\$498.30	\$498.30	\$464.50	\$498.30	\$498.30	\$498.30	\$464.50	\$464.50	\$464.50	\$464.50
	7255J TOP	-	\$274.80	\$274.80	\$274.80	\$274.80	\$274.80	\$250.00	\$274.80	\$274.80	\$274.80	\$250.00	\$250.00	\$250.00	\$250.00
	7255J BTM	500	\$285.40	\$285.40	\$285.40	\$285.40	\$285.40	\$274.80	\$285.40	\$285.40	\$285.40	\$274.80	\$274.80	\$274.80	\$274.80
7256 1-1/2" Pivot center hung	7256SET	600	\$831.60	\$831.60	\$831.60	\$831.60	\$831.60	\$748.40	\$831.60	\$784.00	\$831.60	\$748.40	\$748.40	\$748.40	\$748.40
	7256 TOP	-	\$274.80	\$274.80	\$274.80	\$274.80	\$274.80	\$250.00	\$274.80	\$274.80	\$274.80	\$250.00	\$250.00	\$250.00	\$250.00
	7256 BTM	600	\$679.30	\$679.30	\$679.30	\$679.30	\$679.30	\$606.40	\$679.30	\$641.80	\$679.30	\$606.40	\$606.40	\$606.40	\$606.40
7259 1-1/2" Pivot center hung	7259SET	1000	\$1,494.60	\$1,494.60	\$1,494.60	\$1,494.60	\$1,494.60	\$1,398.90	\$1,494.60	\$1,445.10	\$1,494.60	\$1,398.90	\$1,398.90	\$1,398.90	\$1,398.90
	7259 TOP	-	\$583.30	\$583.30	\$583.30	\$583.30	\$583.30	\$416.80	\$583.30	\$498.30	\$583.30	\$416.80	\$416.80	\$416.80	\$416.80
	7259 BTM	1000	\$1,234.10	\$1,234.10	\$1,234.10	\$1,234.10	\$1,234.10	\$1,150.60	\$1,234.10	\$1,186.20	\$1,234.10	\$1,150.60	\$1,150.60	\$1,150.60	\$1,150.60

¹ Fire rated models 629 and 630 (stainless), all others 625 and 626 (brass).
 Stocked: 7215 Set 626, 7226 Set 626, 7230F Set 630, 7253 Set 626, 7255 Set 626, 7215-7226-7227 INT 626
 Lead time exception: Non-stocked PT INT pivots may take up to 4-5 weeks for shipment.

MODEL	PART DESCRIPTION	POUND RATING	600 USP	605 US3	606 US4	612 US10	613 US10B	619 US15	622 BLK	625 629' US26 US32'	626 630' US26D US32D'	643E/ 716	689 SP28	691 SP10	695 SP313	706 SP4
91105F Pocket pivot E =Power transfer	91105F	90	\$611.00	\$673.40	-	\$673.40	\$673.40	\$673.40	-	\$673.40	\$611.00	\$673.40	-	-	\$611.00	-
	E91105F	90	\$1,506.00	\$1,569.60	-	\$1,569.60	-	-	-	\$1,569.60	\$1,506.00	\$1,569.60	-	-	\$1,506.00	-
	E91105F TW4	90	\$1,506.00	\$1,569.60	-	\$1,569.60	-	-	-	\$1,569.60	\$1,506.00	\$1,569.60	-	-	\$1,506.00	-
	E91105F TW8	90	\$1,713.40	\$1,777.00	-	\$1,777.00	-	-	-	\$1,777.00	\$1,713.40	\$1,777.00	-	-	\$1,713.40	-

¹ Fire rated models 629 and 630 (stainless), all others 625 and 626 (brass).
 Lead time exception: Non-stocked PT INT pivots may take up to 4-5 weeks for shipment.



View service parts on page 172

Suffix Descriptions

- BTM** - Bottom only
- F** - Fire rated
- INT** - Intermediate pivot only
- PT** - Power transfer, TW4 or TW8 available
- * Consult factory for lead time.
- SET** - Top and bottom pivot
- TOP** - Top only
- V** - Vertical side mount

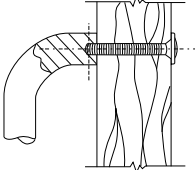
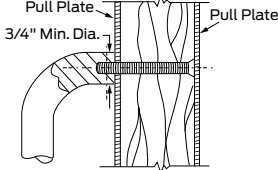
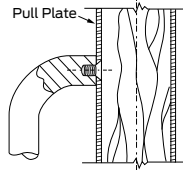
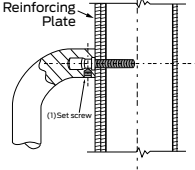
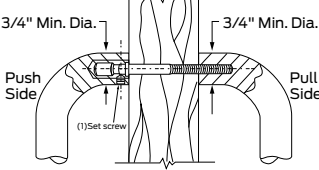
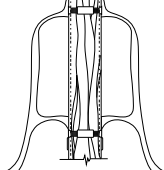
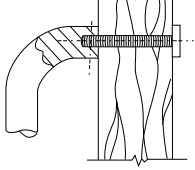
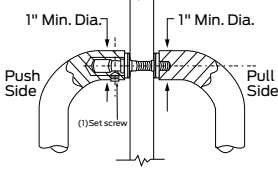
(Weather Resistant) WP bearings available for 7215 26D and 7215F 32D bottom pivots at \$100.00 List Add. Consult factory for lead time.

Pulls and plates

Pull mounting methods

8100/8300/9100/9200 Series pulls

8169/8181/8281/8189/8312/8320/8371/8372/8373/8700/8800/8848/8975 - Decorative series

Type standard mount	Type F mount	Type G mount
 <p>Standard mounting</p>	 <p>Wood doors Concealed pull mounting with push plate</p>	 <p>Concealed pull plate mounting</p>
Type L mount	Type J or N mount	Type K mount
 <p>Reinforced hollow metal door Concealed pull mounting</p>	 <p>Back-to-back "two-anchor" Wood or metal door</p>	 <p>Back-to-back pull mounting</p>
Type O mount	Type P mount	
 <p>Decorative blind through bolt Wood or metal door</p>	 <p>Back-to-back Glass door</p>	

Special pricing information

- Through bolt fasteners are for standard 1-3/4" thick doors. Specify door thickness if other than standard.
 - \$27.00 List Add for door thicknesses greater than 2-1/4".
 - All screws are furnished standard as Phillips head drive.
- For fasteners other than shown, contact our Customer Service Department for availability.


SUFFIX		LIST ADD	
OPTIONAL MOUNTING TYPES	No suffix req'd	Standard (Provided with all single pulls unless other mount noted) 8102HD, 8103HD, 8103EZHD, 8105, 8111-5, 8145EZHD, 8190HD, 8190EZHD, 8302, 8303, 8305, 8311, 9100HD, 9264, 9266, 8169, 8181, 8281, 8189, 8312, 8320, 8371, 8372, 8373, 8700, 8800, 8848, 8975	No additional charge
	A	Concealed (One side, aluminum) 8103HD, 8103EZHD, 8145EZHD, 8190HD, 8190EZHD, 8303, 9100HD, 9264, 9266, 8169, 8181, 8281, 8189, 8312, 8320, 8371, 8848, 8975	\$25.00
	F	Countersunk through bolt 8102HD, 8103HD, 8103EZHD, 8105, 8111-5, 8145EZHD, 8190HD, 8190EZHD, 8302, 8303, 8305, 8311, 9100HD, 8169, 8181, 8281, 8189, 8312, 8320, 8371, 8372, 8373, 8700, 8800, 8848, 8975	No additional charge
	G	Concealed pull plate 8102, 8103, 8111, 8300, 8302, 8303, 8311	No additional charge
	I	Concealed (One side, wood door) 8102HD, 8103HD, 8103EZHD, 8145EZHD, 8190HD, 8190EZHD, 8302, 8303, 9100HD, 9264, 9266, 8169, 8181, 8281, 8189, 8312, 8320, 8371, 8372, 8373, 8700, 8800, 8848, 8975	\$18.00
	J*	Back-to-back (Wood/hollow metal - 3/4" round and flat) 8102HD, 8302, 8372, 8373, 8700, 8800	\$35.00
	K*	Back-to-back (8121) 8121	\$11.00
	L	Concealed (One side, hollow metal) 8103HD, 8103EZHD, 8145EZHD, 8190HD, 8190EZHD, 8303, 9100HD, 9264, 9266, 8169, 8181, 8281, 8189, 8312, 8320, 8371, 8372, 8373, 8700, 8800, 8848, 8975	\$25.00
	N*	Back-to-back (Wood/hollow metal - 1" round) 8103HD, 8103EZHD, 8145EZHD, 8190HD, 8190EZHD, 8303, 9100HD, 9264, 9266, 8169, 8181, 8281, 8189, 8312, 8320, 8371, 8848, 8975	\$35.00
	NO	Push bar and pull - Back-to-back and decorative blind through bolt (wood/hollow metal) 9100HD, 9103EZHD, 9145EZHD, 9190HD, 9190EZHD	\$53.00
	NS	Push bar and pull - Back-to-back and standard (Wood/hollow metal) 9100HD, 9103EZHD, 9145EZHD, 9190HD, 9190EZHD	No additional charge
	O	Decorative blind through bolt (Wood/hollow metal) 8103HD, 8103EZHD, 8145EZHD, 8190HD, 8190EZHD, 9100HD, 9264, 9266, 8169, 8181, 8281, 8189, 8312, 8320, 8371, 8848, 8975	\$40.00
	P*	Back-to-back (1/2" glass) 8103HD, 8103EZHD, 8145EZHD, 8190HD, 8190EZHD, 9100HD, 9264, 9266, 8169, 8181, 8281, 8189, 8312, 8320, 8371, 8848, 8975	\$37.00
	PQ	Push bar and pull - Back-to-back and decorative blind through bolt (1/2" glass) 9100HD, 9103EZHD, 9145EZHD, 9190HD, 9190EZHD	\$87.00
	Q	Decorative blind through bolt (1/2" glass) 8103HD, 8103EZHD, 8145EZHD, 8190HD, 8190EZHD, 9100HD, 9264, 9266, 8169, 8181, 8281, 8189, 8312, 8320, 8371, 8848, 8975	\$56.00
X	Security through bolt with standard washer 8103HD, 8103EZHD, 8145EZHD, 8190HD, 8190EZHD, 8303, 9100HD, 9264, 9266, 8169, 8181, 8281, 8189, 8312, 8320, 8371, 8848, 8975	\$67.00 - 613/US10B \$42.00 all other finishes	
PREFIX			
* PR	Order as pair with model numbers (e.g. - PR8103EZ)	Double the list price for single unit and add mounting price from above	
SGL	Single pull model machined for back-to-back application	Based on mounting	

ARCHITECTURAL PULLS & PUSH BARS
DECORATIVE PULLS
PUSH & PULL PLATES
PROTECTION PLATES
EDGE GUARDS
VANDAL RESISTANT TRIM
FLUSH PULLS


Special pricing information

- Through bolt fasteners are for standard 1-3/4" thick doors. Specify door thickness if other than standard.
- \$27.00 List Add for door thicknesses greater than 2-1/4".
- All screws are furnished standard as Phillips head drive.
For fasteners other than shown, contact our Customer Service Department for availability.


	MODEL	DESCRIPTION	LIST ADD
OPTIONAL CUSTOM LENGTH PUSH BARS (Available in 1" increments. Fractional increments available as Engineered Specials.)	9100HD,	For lengths <28"	Same as 28" List price
	9103EZHD,		
	9145EZHD,	For lengths >28" and <33"	Same as 33" List price
	9190HD,	For lengths >33"	\$11.00/additional inch
		Fractional increments available as Engineered Specials. List Add in addition to custom length pricing.	\$226.00 List add
OPTIONAL FINISH	AM	Anti-microbial coating - US26D or US32D finishes only.	\$51.00
OPTIONAL CUTOUTS	CFC	Cut for cylinder on 8200/8300 Series push or pull plates (1-1/4" diameter)	\$9.00
	CFT	Cut for thumb-turn on 8200/8300 Series push or pull plates (3/8" diameter)	\$10.00
Plates ordered for cut-out for cylinder or thumb-turn, cutout is positioned 2" from top and centered in the plate width, up to 4" wide plates. For plates over 4" in width, cut-out is located 2" from edge. Please specify Door Handing LH or RH when ordering plates wider than 4".			
OPTIONAL PLATE	8300	For plate pierced for Pull, order 8300 Series Specify center-to-center dimension (5-1/4", 6", 8", 10"), finish, and plate size	(to 8300 List price) \$3.00

MODEL	PULL CTC	SUBSTRATE	MODEL NUMBER	BHMA FINISH	MULTIPLE QTY	LIST PRICE EACH	STOCKED	
8102HD Straight door pull 3/4" Round, 1-1/2" clearance  Antimicrobial coating US26D-AM or US32D-AM available. See page 48 for optional mounting types and pricing.	6"	Brass	8102HD-6 US3	605	1	\$67.30		
			8102HD-6 US4	606	1	\$67.30		
			8102HD-6 US10	612	1	\$76.70		
			8102HD-6 US10B	613	1	\$104.80		
			8102HD-6 US26	625	1	\$75.50		
			8102HD-6 US26D	626	1	\$67.30		
		Aluminum	8102HD-6 US28	628	1	\$26.90		
		Stainless	8102HD-6 US15	619	1	\$79.30		
			8102HD-6 US32D	630	1	\$40.60		
			8102HD-6 643e/716	-	1	\$79.30		
			8102HD-6 BLK	-	1	\$67.30		
			8102HD-6 695	695	1	\$75.30		
			8102HD-6 695	695	1	\$75.30		
		8"	Brass	8102HD-8 US3	605	1	\$75.50	
				8102HD-8 US4	606	1	\$75.50	
				8102HD-8 US10	612	1	\$86.70	
				8102HD-8 US10B	613	1	\$118.40	
				8102HD-8 US26	625	1	\$84.00	
	8102HD-8 US26D			626	1	\$75.50		
	Aluminum		8102HD-8 US28	628	1	\$28.00		
	Stainless		8102HD-8 US15	619	1	\$89.60		
			8102HD-8 US32D	630	1	\$45.80		
			8102HD-8 643e/716	-	1	\$89.60		
			8102HD-8 BLK	-	1	\$75.50		
			8102HD-8 695	695	1	\$85.10		
		8102HD-8 695	695	1	\$85.10			
	10"	Brass	8102HD-0 US3	605	1	\$88.20		
			8102HD-0 US4	606	1	\$88.20		
			8102HD-0 US10	612	1	\$101.70		
			8102HD-0 US10B	613	1	\$137.20		
8102HD-0 US26			625	1	\$86.20			
8102HD-0 US26D			626	1	\$86.70			
Aluminum		8102HD-0 US28	628	1	\$29.80			
Stainless		8102HD-0 US15	619	1	\$104.30			
		8102HD-0 US32D	630	1	\$53.70			
		8102HD-0 643e/716	-	1	\$104.30			
		8102HD-0 BLK	-	1	\$88.20			
		8102HD-0 695	695	1	\$99.10			
		8102HD-0 695	695	1	\$99.10			


Stocked products will typically ship in 3 business days.

MODEL	PULL CTC	SUBSTRATE	MODEL NUMBER	BHMA FINISH	MULTIPLE QTY	LIST PRICE EACH	STOCKED	
<p>8103HD Straight door pull 1" Round, 1-1/2" clearance</p>  <p>Antimicrobial coating US26D-AM or US32D-AM available.</p> <p>See page 48 for optional mounting types and pricing.</p>	8"	Brass	8103HD-8 US3	605	1	\$134.10		
			8103HD-8 US4	606	1	\$134.10		
			8103HD-8 US10	612	1	\$151.10		
			8103HD-8 US10B	613	1	\$206.60		
			8103HD-8 US26	625	1	\$142.90		
			8103HD-8 US26D	626	1	\$134.80		
		Aluminum	8103HD-8 US28	628	1	\$38.90		
		Stainless	8103HD-8 US15	619	1	\$156.50		
			8103HD-8 US32	629	1	\$96.70		
			8103HD-8 US32D	630	1	\$79.80		
			8103HD-8 643e/716	-	1	\$156.50		
			8103HD-8 BLK	-	1	\$134.10		
			8103HD-8 695	695	1	\$148.60		
		10"	Brass	8103HD-0 US3	605	1	\$148.30	
				8103HD-0 US4	606	1	\$148.30	
	8103HD-0 US10			612	1	\$170.60		
	8103HD-0 US10B			613	1	\$225.20		
	8103HD-0 US26			625	1	\$156.50		
	8103HD-0 US26D			626	1	\$148.30		
	Aluminum		8103HD-0 US28	628	1	\$40.90		
	Stainless		8103HD-0 US15	619	1	\$176.40		
			8103HD-0 US32	629	1	\$107.10		
			8103HD-0 US32D	630	1	\$89.50		
			8103HD-0 643e/716	-	1	\$170.60		
			8103HD-0 BLK	-	1	\$148.30		
			8103HD-0 695	695	1	\$162.10		
	12"		Brass	8103HD-2 US3	605	1	\$162.00	
				8103HD-2 US4	606	1	\$162.00	
		8103HD-2 US10		612	1	\$190.00		
		8103HD-2 US10B		613	1	\$255.00		
8103HD-2 US26		625		1	\$172.20			
8103HD-2 US26D		626		1	\$165.00			
Aluminum		8103HD-2 US28	628	1	\$43.00			
Stainless		8103HD-2 US15	619	1	\$193.10			
		8103HD-2 US32	629	1	\$117.60			
		8103HD-2 US32D	630	1	\$102.90			
		8103HD-2 643e/716	-	1	\$193.10			
		8103HD-2 BLK	-	1	\$162.00			
		8103HD-2 695	695	1	\$183.50			


Stocked products will typically ship in 3 business days.

MODEL	PULL CTC	SUBSTRATE	MODEL NUMBER	BHMA FINISH	MULTIPLE QTY	LIST PRICE EACH	STOCKED	
8103EZHD Straight door pull 1" Round, 2-1/2" clearance  Antimicrobial coating US26D-AM or US32D-AM available. See page 48 for optional mounting types and pricing.	8"	Brass	8103EZHD-8 US3	605	1	\$146.10		
			8103EZHD-8 US4	606	1	\$146.10		
			8103EZHD-8 US10	612	1	\$162.50		
			8103EZHD-8 US10B	613	1	\$221.60		
			8103EZHD-8 US26	625	1	\$154.00		
			8103EZHD-8 US26D	626	1	\$146.30		
		Aluminum	8103EZHD-8 US28	628	1	\$52.30		
		316 Stainless	8103EZHD-8 US15	619	1	\$167.90		
			8103EZHD-8 US32	629-316	1	\$128.20		
			8103EZHD-8 US32D	630-316	1	\$111.60		
			8103EZHD-8 643e/716	-	1	\$167.90		
			8103EZHD-8 BLK	-	1	\$146.10		
		8103EZHD-8 695	695	1	\$159.50			
		10"	Brass	8103EZHD-0 US3	605	1	\$159.70	
				8103EZHD-0 US4	606	1	\$159.70	
	8103EZHD-0 US10			612	1	\$182.00		
	8103EZHD-0 US10B			613	1	\$247.60		
	8103EZHD-0 US26			625	1	\$167.90		
	8103EZHD-0 US26D			626	1	\$159.70		
	Aluminum		8103EZHD-0 US28	628	1	\$54.60		
	316 Stainless		8103EZHD-0 US15	619	1	\$187.60		
			8103EZHD-0 32-316	629-316	1	\$140.50		
			8103EZHD-0 32D-316	630-316	1	\$123.80		
			8103EZHD-0 643e/716	-	1	\$187.60		
			8103EZHD-0 BLK	-	1	\$159.70		
	8103EZHD-0 695		695	1	\$178.30			
	12"		Brass	8103EZHD-2 US3	605	1	\$173.60	
				8103EZHD-2 US4	606	1	\$173.60	
		8103EZHD-2 US10		612	1	\$201.60		
		8103EZHD-2 US10B		613	1	\$270.00		
8103EZHD-2 US26		625		1	\$183.80			
8103EZHD-2 US26D		626		1	\$176.80			
Aluminum		8103EZHD-2 US28	628	1	\$56.90			
316 Stainless		8103EZHD-2 US15	619	1	\$204.60			
		8103EZHD-2 32-316	629-316	1	\$152.70			
		8103EZHD-2 32D-316	630-316	1	\$135.30			
		8103EZHD-2 643e/716	-	1	\$204.60			
		8103EZHD-2 BLK	-	1	\$173.60			
8103EZHD-2 695		695	1	\$194.20				



Stocked products will typically ship in 3 business days.

MODEL	PULL CTC	SUBSTRATE	MODEL NUMBER	BHMA FINISH	MULTIPLE QTY	LIST PRICE EACH	STOCKED	
<p>8105 Straight door pull 1" Flattened, 1/2 round, 1-1/2" clearance</p>  <p>Antimicrobial coating US26D-AM or US32D-AM available.</p> <p>See page 48 for optional mounting types and pricing.</p>	6"	Brass	8105-6 US3	605	1	\$73.10		
			8105-6 US4	606	1	\$73.10		
			8105-6 US10	612	1	\$90.00		
			8105-6 US10B	613	1	\$121.80		
			8105-6 US26	625	1	\$73.90		
			8105-6 US26D	626	1	\$67.40		
		Aluminum	8105-6 US28	628	1	\$30.60		
		Stainless	8105-6 US15	619	1	\$92.30		
			8105-6 US32D	630	1	\$55.80		
			8105-6 643e/716	-	1	\$92.30		
			8105-6 BLK	-	1	\$73.10		
			8105-6 695	695	1	\$87.60		
		8"	Brass	8105-8 US3	605	1	\$113.90	
				8105-8 US4	606	1	\$113.90	
				8105-8 US10	612	1	\$123.80	
	8105-8 US10B			613	1	\$163.20		
	8105-8 US26			625	1	\$118.70		
	8105-8 US26D			626	1	\$118.70		
	Aluminum		8105-8 US28	628	1	\$38.20		
	Stainless		8105-8 US15	619	1	\$123.80		
			8105-8 US32D	630	1	\$81.40		
			8105-8 643e/716	-	1	\$123.80		
			8105-8 BLK	-	1	\$113.90		
			8105-8 695	695	1	\$117.50		
	10"		Brass	8105-0 US3	605	1	\$123.80	
				8105-0 US4	606	1	\$123.80	
				8105-0 US10	612	1	\$138.30	
		8105-0 US10B		613	1	\$182.70		
		8105-0 US26		625	1	\$128.60		
		8105-0 US26D		626	1	\$128.60		
Aluminum		8105-0 US28	628	1	\$39.40			
Stainless		8105-0 US15	619	1	\$138.30			
		8105-0 US32D	630	1	\$91.60			
		8105-0 643e/716	-	1	\$138.30			
		8105-0 BLK	-	1	\$123.80			
		8105-0 695	695	1	\$131.50			



Stocked products will typically ship in 3 business days.

MODEL	PULL CTC	SUBSTRATE	MODEL NUMBER	BHMA FINISH	MULTIPLE QTY	LIST PRICE EACH	STOCKED	
<p>8145EZHD 45° Offset door pull 1" Round, 2-1/2" clearance</p>  <p>Antimicrobial coating US26D-AM or US32D-AM available.</p> <p>See page 48 for optional mounting types and pricing.</p>	8"	Brass	8145EZHD-8 US3	605	1	\$167.10		
			8145EZHD-8 US4	606	1	\$167.10		
			8145EZHD-8 US10	612	1	\$192.70		
			8145EZHD-8 US10B	613	1	\$254.20		
			8145EZHD-8 US26	625	1	\$177.00		
			8145EZHD-8 US26D	626	1	\$177.00		
		316 Stainless	8145EZHD-8 US15	619	1	\$192.70		
			8145EZHD-8 32-316	629-316	1	\$175.50		
			8145EZHD-8 32D-316	630-316	1	\$144.80		
			8145EZHD-8 643e/716	-	1	\$192.70		
			8145EZHD-8 BLK	-	1	\$167.10		
			8145EZHD-8 695	695	1	\$183.10		
		10"	Brass	8145EZHD-0 US3	605	1	\$182.10	
				8145EZHD-0 US4	606	1	\$182.10	
				8145EZHD-0 US10	612	1	\$203.60	
				8145EZHD-0 US10B	613	1	\$268.80	
				8145EZHD-0 US26	625	1	\$192.70	
				8145EZHD-0 US26D	626	1	\$192.70	
	316 Stainless		8145EZHD-0 US15	619	1	\$203.60		
			8145EZHD-0 32-316	629-316	1	\$187.80		
			8145EZHD-0 32D-316	630-316	1	\$157.00		
			8145EZHD-0 643e/716	-	1	\$203.60		
			8145EZHD-0 BLK	-	1	\$182.10		
			8145EZHD-0 695	695	1	\$193.30		
	12"		Brass	8145EZHD-2 US3	605	1	\$192.70	
				8145EZHD-2 US4	606	1	\$192.70	
				8145EZHD-2 US10	612	1	\$219.00	
				8145EZHD-2 US10B	613	1	\$289.10	
				8145EZHD-2 US26	625	1	\$208.90	
				8145EZHD-2 US26D	626	1	\$208.90	
		316 Stainless	8145EZHD-2 US15	619	1	\$219.00		
			8145EZHD-2 32-316	629-316	1	\$200.30		
			8145EZHD-2 32D-316	630-316	1	\$169.60		
			8145EZHD-2 643e/716	-	1	\$219.00		
			8145EZHD-2 BLK	-	1	\$192.70		
			8145EZHD-2 695	695	1	\$208.10		


Stocked products will typically ship in 3 business days.

MODEL	PULL CTC	SUBSTRATE	MODEL NUMBER	BHMA FINISH	MULTIPLE QTY	LIST PRICE EACH	STOCKED
8145EZHD 45° Offset door pull 1" Round, 2-1/2" clearance  Antimicrobial coating US26D-AM or US32D-AM available. See page 48 for optional mounting types and pricing.	18"	Brass	8145EZHD-18 US3	605	1	\$260.80	
			8145EZHD-18 US4	606	1	\$260.80	
			8145EZHD-18 US10	612	1	\$292.10	
			8145EZHD-18 US10B	613	1	\$385.70	
			8145EZHD-18 US26	625	1	\$276.20	
			8145EZHD-18 US26D	626	1	\$276.20	
		316 Stainless	8145EZHD-18 US15	619	1	\$292.10	
			8145EZHD-18 32-316	629-316	1	\$271.10	
			8145EZHD-18 32D-316	630-316	1	\$240.50	
			8145EZHD-18 643e/716	-	1	\$292.10	
			8145EZHD-18 BLK	-	1	\$260.80	
			8145EZHD-18 695	695	1	\$277.60	
8190HD 90° Offset door pull 1" Round, 2-1/4" clearance  Antimicrobial coating US26D-AM or US32D-AM available. See page 48 for optional mounting types and pricing.	8"	Brass	8190HD-8 US3	605	1	\$158.20	
			8190HD-8 US4	606	1	\$158.20	
			8190HD-8 US10	612	1	\$182.80	
			8190HD-8 US10B	613	1	\$241.20	
			8190HD-8 US26	625	1	\$167.80	
			8190HD-8 US26D	626	1	\$167.80	
		Stainless	8190HD-8 US15	619	1	\$182.80	
			8190HD-8 US32	629	1	\$140.70	
			8190HD-8 US32D	630	1	\$116.20	
			8190HD-8 643e/716	-	1	\$182.80	
			8190HD-8 BLK	-	1	\$158.20	
			8190HD-8 695	695	1	\$173.70	
	10"	Brass	8190HD-0 US3	605	1	\$172.80	
			8190HD-0 US4	606	1	\$172.80	
			8190HD-0 US10	612	1	\$192.70	
			8190HD-0 US10B	613	1	\$244.30	
			8190HD-0 US26	625	1	\$182.80	
			8190HD-0 US26D	626	1	\$175.20	
		Stainless	8190HD-0 US15	619	1	\$192.70	
			8190HD-0 US32	629	1	\$150.60	
			8190HD-0 US32D	630	1	\$120.90	▪
			8190HD-0 643e/716	-	1	\$185.10	
			8190HD-0 BLK	-	1	\$172.80	
			8190HD-0 695	695	1	\$175.80	


Stocked products will typically ship in 3 business days.

MODEL	PULL CTC	SUBSTRATE	MODEL NUMBER	BHMA FINISH	MULTIPLE QTY	LIST PRICE EACH	STOCKED	
8190HD 90° Offset door pull 1" Round, 2-1/4" clearance  Antimicrobial coating US26D-AM or US32D-AM available. See page 48 for optional mounting types and pricing.	12"	Brass	8190HD-2 US3	605	1	\$182.80		
			8190HD-2 US4	606	1	\$182.80		
			8190HD-2 US10	612	1	\$207.70		
			8190HD-2 US10B	613	1	\$274.00		
			8190HD-2 US26	625	1	\$197.90		
			8190HD-2 US26D	626	1	\$197.90		
		Stainless	8190HD-2 US15	619	1	\$207.70		
			8190HD-2 US32	629	1	\$160.90		
			8190HD-2 US32D	630	1	\$130.40	▪	
			8190HD-2 643e/716	-	1	\$207.70		
			8190HD-2 BLK	-	1	\$182.80		
			8190HD-2 695	695	1	\$197.20		
		18"	Brass	8190HD-18 US3	605	1	\$247.10	
				8190HD-18 US4	606	1	\$247.10	
	8190HD-18 US10			612	1	\$276.80		
	8190HD-18 US10B			613	1	\$365.30		
	8190HD-18 US26			625	1	\$261.80		
	8190HD-18 US26D			626	1	\$261.80		
	Stainless		8190HD-18 US15	619	1	\$276.80		
			8190HD-18 US32	629	1	\$217.20		
8190HD-18 US32D			630	1	\$185.10			
8190HD-18 643e/716			-	1	\$276.80			
			8190HD-18 BLK	-	1	\$247.10		
			8190HD-18 695	695	1	\$262.90		
8190EZHD 90° Offset door pull 1" Round, 2-1/2" clearance  Antimicrobial coating US26D-AM or US32D-AM available. See page 48 for optional mounting types and pricing.	8"	Brass	8190EZHD-8 US3	605	1	\$167.10		
			8190EZHD-8 US4	606	1	\$167.10		
			8190EZHD-8 US10	612	1	\$192.70		
			8190EZHD-8 US10B	613	1	\$254.20		
			8190EZHD-8 US26	625	1	\$177.00		
			8190EZHD-8 US26D	626	1	\$177.00		
		316 Stainless	8190EZHD-8 US15	619	1	\$192.70		
			8190EZHD-8 32-316	629-316	1	\$175.50		
			8190EZHD-8 32D-316	630-316	1	\$144.80		
			8190EZHD-8 643e/716	-	-	\$192.70		
			8190EZHD-8 BLK	-	-	\$167.10		
			8190EZHD-8 695	695	-	\$183.10		


Stocked products will typically ship in 3 business days.

MODEL	PULL CTC	SUBSTRATE	MODEL NUMBER	BHMA FINISH	MULTIPLE QTY	LIST PRICE EACH	STOCKED	
<p>8190EZHD 90° Offset door pull 1" Round, 2-1/2" clearance</p>  <p>Antimicrobial coating US26D-AM or US32D-AM available.</p> <p>See page 48 for optional mounting types and pricing.</p>	10"	Brass	8190EZHD-0 US3	605	1	\$182.10		
			8190EZHD-0 US4	606	1	\$182.10		
			8190EZHD-0 US10	612	1	\$203.60		
			8190EZHD-0 US10B	613	1	\$268.80		
			8190EZHD-0 US26	625	1	\$192.70		
			8190EZHD-0 US26D	626	1	\$192.70		
		316 Stainless	8190EZHD-0 US15	619	1	\$203.60		
			8190EZHD-0 32-316	629-316	1	\$187.80		
			8190EZHD-0 32D-316	630-316	1	\$157.00	▪	
			8190EZHD-0 643e/716	-	-	\$203.60		
			8190EZHD-0 BLK	-	-	\$182.10		
			8190EZHD-0 695	695	-	\$193.30		
		12"	Brass	8190EZHD-2 US3	605	1	\$192.70	
				8190EZHD-2 US4	606	1	\$192.70	
				8190EZHD-2 US10	612	1	\$219.00	
	8190EZHD-2 US10B			613	1	\$289.10		
	8190EZHD-2 US26			625	1	\$208.90		
	8190EZHD-2 US26D			626	1	\$208.90		
	316 Stainless		8190EZHD-2 US15	619	1	\$219.00		
			8190EZHD-2 32-316	629-316	1	\$200.30		
			8190EZHD-2 32D-316	630-316	1	\$169.60		
			8190EZHD-2 643e/716	-	-	\$219.00		
			8190EZHD-2 BLK	-	-	\$192.70		
			8190EZHD-2 695	695	-	\$208.10		
	18"		Brass	8190EZHD-18 US3	605	1	\$260.80	
				8190EZHD-18 US4	606	1	\$260.80	
				8190EZHD-18 US10	612	1	\$292.10	
		8190EZHD-18 US10B		613	1	\$385.70		
		8190EZHD-18 US26		625	1	\$276.20		
		8190EZHD-18 US26D		626	1	\$276.20		
316 Stainless		8190EZHD-18 US15	619	1	\$292.10			
		8190EZHD-18 32-316	629-316	1	\$271.10			
		8190EZHD-18 32D-316	630-316	1	\$240.50			
		8190EZHD-18 643e/716	-	-	\$292.10			
		8190EZHD-18 BLK	-	-	\$260.80			
		8190EZHD-18 695	695	-	\$277.60			


Stocked products will typically ship in 3 business days.

MODEL	PUSH CTC	PULL CTC	SUBSTRATE	MODEL NUMBER	BHMA FINISH	ORDER QTY	BOX QTY	LIST PRICE	STOCKED
<p>9100HD Solid push bar 1" Round, 2-1/2" projection</p>  <p>Custom sizing available in 1" increments.</p> <p>Fractional increments available as Engineered Specials; see page 48 for pricing.</p> <p>Antimicrobial coating US26D-AM or US32D-AM available.</p> <p>Standard with NS mounting; see page 48 for optional mounting types and pricing.</p>	28"	-	Brass	9100HD-28-US3	605	-	-	\$358.70	
				9100HD-28-US4	606	-	-	\$358.70	
				9100HD-28-US10	612	-	-	\$422.90	
				9100HD-28-US10B	613	-	-	\$736.80	
				9100HD-28-US26	625	-	-	\$370.40	
				9100HD-28-US26D	626	-	-	\$370.40	
			Stainless	9100HD-28-US15	619	-	-	\$422.90	
				9100HD-28 32	629	-	-	\$293.60	
				9100HD-28 32D	630	-	-	\$259.10	
				9100HD-28-643e/716	-	-	-	\$422.90	
	316 Stainless	9100HD-28-BLK	-	-	-	\$358.70			
		9100HD-28-695	695	-	-	\$401.80			
	33"	-	Brass	9100HD-28-32-316	629-316	-	-	\$338.00	
				9100HD-28-32D-316	630-316	-	-	\$298.30	
				9100HD-33-US3	605	-	-	\$358.70	
				9100HD-33-US4	606	-	-	\$358.70	
				9100HD-33-US10	612	-	-	\$422.90	
				9100HD-33-US10B	613	-	-	\$736.80	
			Stainless	9100HD-33-US26	625	-	-	\$370.40	
				9100HD-33-US26D	626	-	-	\$370.40	
9100HD-33-US15				619	-	-	\$422.90		
9100HD-33 32				629	-	-	\$394.60		
316 Stainless	9100HD-33 32D	630	-	-	\$259.10				
	9100HD-33-643e/716	-	-	-	\$422.90				
316 Stainless	9100HD-33-BLK	-	-	-	\$358.70				
	9100HD-33-695	695	-	-	\$401.80				
316 Stainless	9100HD-33-32-316	629-316	-	-	\$454.30				
	9100HD-33-32D-316	630-316	-	-	\$298.30				


Stocked products will typically ship in 3 business days.
 CAUTION: The length of push bar should not interfere with the door jamb or cause a pinch point.

MODEL	PUSH CTC	PULL CTC	SUBSTRATE	MODEL NUMBER	BHMA FINISH	ORDER QTY	BOX QTY	LIST PRICE	STOCKED			
<p>9103EZHD Solid straight pull/push bar combo 1" Round (8103EZ pull + 9100 push)</p>  <p>Custom sizing available in 1" increments.</p> <p>Fractional increments available as Engineered Specials; see page 48 for pricing.</p> <p>Antimicrobial coating US26D-AM or US32D-AM available.</p> <p>See page 48 for optional mounting types and pricing.</p>	28"	8"	Brass	9103EZHD-28-8-US3	605	-	-	\$535.10				
				9103EZHD-28-8-US4	606	-	-	\$535.10				
				9103EZHD-28-8-US10	612	-	-	\$626.20				
				9103EZHD-28-8-US10B	613	-	-	\$826.30				
				9103EZHD-28-8-US26	625	-	-	\$557.80				
				9103EZHD-28-8-US26D	626	-	-	\$557.80				
			316 Stainless	9103EZHD-28-8-US15	619	-	-	\$626.20				
				9103EZHD-28-8-32-316	629-316	-	-	\$516.80				
				9103EZHD-28-8-32D-316	630-316	-	-	\$458.90				
				9103EZHD-28-8-643e/716	-	-	-	\$626.20				
				9103EZHD-28-8-BLK	-	-	-	\$535.10				
				9103EZHD-28-8-695	695	-	-	\$594.70				
				28"	10"	Brass	9103EZHD-28-0-US3	605	-	-	\$505.00	
							9103EZHD-28-0-US4	606	-	-	\$532.70	
							9103EZHD-28-0-US10	612	-	-	\$532.70	
	9103EZHD-28-0-US10B	613	-				-	\$703.10				
	9103EZHD-28-0-US26	625	-				-	\$532.70				
	9103EZHD-28-0-US26D	626	-				-	\$532.70				
	316 Stainless	9103EZHD-28-0-US15	619			-	-	\$532.70				
		9103EZHD-28-0-32-316	629-316			-	-	\$531.10				
		9103EZHD-28-0-32D-316	630-316			-	-	\$472.70				
		9103EZHD-28-0-643e/716	-			-	-	\$532.70				
		9103EZHD-28-0-BLK	-			-	-	\$505.00				
		9103EZHD-28-0-695	695			-	-	\$506.00				
		28"	12"			Brass	9103EZHD-28-2-US3	605	-	-	\$527.90	
							9103EZHD-28-2-US4	606	-	-	\$527.90	
							9103EZHD-28-2-US10	612	-	-	\$613.30	
	9103EZHD-28-2-US10B			613	-		-	\$809.40				
	9103EZHD-28-2-US26			625	-		-	\$544.90				
	9103EZHD-28-2-US26D			626	-		-	\$544.90				
316 Stainless	9103EZHD-28-2-US15			619	-	-	\$613.30					
	9103EZHD-28-2-32-316			629-316	-	-	\$545.10					
	9103EZHD-28-2-32D-316			630-316	-	-	\$486.20					
	9103EZHD-28-2-643e/716			-	-	-	\$613.30					
	9103EZHD-28-2-BLK			-	-	-	\$527.90					
	9103EZHD-28-2-695			695	-	-	\$582.60					


Stocked products will typically ship in 3 business days.
CAUTION: The length of push bar should not interfere with the door jamb or cause a pinch point.

MODEL	PUSH CTC	PULL CTC	SUBSTRATE	MODEL NUMBER	BHMA FINISH	ORDER QTY	BOX QTY	LIST PRICE	STOCKED			
<p>9103EZHD Solid straight pull/push bar combo 1" Round (8103EZ pull + 9100 push)</p>  <p>Custom sizing available in 1" increments.</p> <p>Fractional increments available as Engineered Specials; see page 48 for pricing.</p> <p>Antimicrobial coating US26D-AM or US32D-AM available.</p> <p>See page 48 for optional mounting types and pricing.</p>	33"	8"	Brass	9103EZHD-33-8-US3	605	-	-	\$535.10				
				9103EZHD-33-8-US4	606	-	-	\$535.10				
				9103EZHD-33-8-US10	612	-	-	\$626.20				
				9103EZHD-33-8-US10B	613	-	-	\$826.30				
				9103EZHD-33-8-US26	625	-	-	\$557.80				
				9103EZHD-33-8-US26D	626	-	-	\$557.80				
			316 Stainless	9103EZHD-33-8-US15	619	-	-	\$626.20				
				9103EZHD-33-8-32-316	629-316	-	-	\$630.90				
				9103EZHD-33-8-32D-316	630-316	-	-	\$458.90				
				9103EZHD-33-8-643e/716	-	-	-	\$626.20				
				9103EZHD-33-8-BLK	-	-	-	\$535.10				
				9103EZHD-33-8-695	695	-	-	\$594.70				
				33"	10"	Brass	9103EZHD-33-0-US3	605	-	-	\$516.80	
							9103EZHD-33-0-US4	606	-	-	\$516.80	
	9103EZHD-33-0-US10	612	-				-	\$596.20				
	9103EZHD-33-0-US10B	613	-				-	\$786.80				
	9103EZHD-33-0-US26	625	-				-	\$534.10				
	9103EZHD-33-0-US26D	626	-				-	\$534.10				
	316 Stainless	9103EZHD-33-0-US15	619			-	-	\$532.70				
		9103EZHD-33-0-32-316	629-316			-	-	\$644.90				
		9103EZHD-33-0-32D-316	630-316			-	-	\$472.70				
		9103EZHD-33-0-643e/716	-			-	-	\$596.20				
		9103EZHD-33-0-BLK	-			-	-	\$516.80				
		9103EZHD-33-0-695	695			-	-	\$566.30				
		33"	12"			Brass	9103EZHD-33-2-US3	605	-	-	\$527.90	
							9103EZHD-33-2-US4	606	-	-	\$527.90	
	9103EZHD-33-2-US10			612	-		-	\$613.30				
	9103EZHD-33-2-US10B			613	-		-	\$809.40				
9103EZHD-33-2-US26	625			-	-		\$544.90					
9103EZHD-33-2-US26D	626			-	-		\$544.90					
316 Stainless	9103EZHD-33-2-US15			619	-	-	\$613.30					
	9103EZHD-33-2-32-316			629-316	-	-	\$659.00					
	9103EZHD-33-2-32D-316			630-316	-	-	\$486.20					
	9103EZHD-33-2-643e/716			-	-	-	\$613.30					
	9103EZHD-33-2-BLK			-	-	-	\$527.90					
	9103EZHD-33-2-695			695	-	-	\$582.60					


Stocked products will typically ship in 3 business days.
 CAUTION: The length of push bar should not interfere with the door jamb or cause a pinch point.

MODEL	PUSH CTC	PULL CTC	SUBSTRATE	MODEL NUMBER	BHMA FINISH	ORDER QTY	BOX QTY	LIST PRICE	STOCKED		
<p>9145EZHD 45° Offset pull/push bar combo 1" Round (8145EZHD pull + 9100HD push)</p>  <p>Custom sizing available in 1" increments.</p> <p>Fractional increments available as Engineered Specials; see page 48 for pricing.</p> <p>Antimicrobial coating US26D-AM or US32D-AM available.</p> <p>See page 48 for optional mounting types and pricing.</p>	28"	8"	Brass	9145EZHD-28-8-USB3	605	-	-	\$581.70			
				9145EZHD-28-8-US4	606	-	-	\$581.70			
				9145EZHD-28-8-US10	612	-	-	\$674.40			
				9145EZHD-28-8-US10B	613	-	-	\$890.20			
				9145EZHD-28-8-US26	625	-	-	\$604.60			
				9145EZHD-28-8-US26D	626	-	-	\$604.60			
			316 Stainless	9145EZHD-28-8-US15	619	-	-	\$674.40			
				9145EZHD-28-8-32-316	629-316	-	-	\$571.20			
				9145EZHD-28-8-32D-316	630-316	-	-	\$496.90			
				9145EZHD-28-8-643e/716	-	-	-	\$674.40			
				9145EZHD-28-8-BLK	-	-	-	\$581.70			
				9145EZHD-28-8-695	695	-	-	\$640.70			
			28"	10"	Brass	9145EZHD-28-0-US3	605	-	-	\$599.30	
						9145EZHD-28-0-US4	606	-	-	\$599.30	
						9145EZHD-28-0-US10	612	-	-	\$686.60	
	9145EZHD-28-0-US10B	613				-	-	\$906.40			
	9145EZHD-28-0-US26	625				-	-	\$622.70			
	9145EZHD-28-0-US26D	626				-	-	\$622.70			
	316 Stainless	9145EZHD-28-0-US15			619	-	-	\$686.60			
		9145EZHD-28-0-32-316			629-316	-	-	\$585.40			
		9145EZHD-28-0-32D-316			630-316	-	-	\$511.10			
		9145EZHD-28-0-643e/716			-	-	-	\$686.60			
		9145EZHD-28-0-BLK			-	-	-	\$599.30			
		9145EZHD-28-0-695			695	-	-	\$652.30			
	28"	12"			Brass	9145EZHD-28-2-US3	605	-	-	\$611.60	
						9145EZHD-28-2-US4	606	-	-	\$611.60	
						9145EZHD-28-2-US10	612	-	-	\$704.70	
			9145EZHD-28-2-US10B	613		-	-	\$930.10			
			9145EZHD-28-2-US26	625		-	-	\$641.10			
			9145EZHD-28-2-US26D	626		-	-	\$641.10			
316 Stainless			9145EZHD-28-2-US15	619	-	-	\$704.70				
			9145EZHD-28-2-32-316	629-316	-	-	\$599.60				
			9145EZHD-28-2-32D-316	630-316	-	-	\$525.20				
			9145EZHD-28-2-643e/716	-	-	-	\$704.70				
			9145EZHD-28-2-BLK	-	-	-	\$611.60				
			9145EZHD-28-2-695	695	-	-	\$669.40				

Stocked products will typically ship in 3 business days.
 CAUTION: The length of push bar should not interfere with the door jamb or cause a pinch point.


MODEL	PUSH CTC	PULL CTC	SUBSTRATE	MODEL NUMBER	BHMA FINISH	ORDER QTY	BOX QTY	LIST PRICE	STOCKED
<p>9145EZHD 45° Offset pull/push bar combo 1" Round (8145EZHD pull + 9100HD push)</p>  <p>Custom sizing available in 1" increments.</p> <p>Fractional increments available as Engineered Specials; see page 48 for pricing.</p> <p>Antimicrobial coating US26D-AM or US32D-AM available.</p> <p>See page 48 for optional mounting types and pricing.</p>	28"	18"	Brass	9145EZHD-28-18-US3	605	-	-	\$689.30	
				9145EZHD-28-18-US4	606	-	-	\$689.30	
				9145EZHD-28-18-US10	612	-	-	\$788.20	
				9145EZHD-28-18-US10B	613	-	-	\$1,040.40	
				9145EZHD-28-18-US26	625	-	-	\$718.40	
				9145EZHD-28-18-US26D	626	-	-	\$718.40	
			316 Stainless	9145EZHD-28-18-US15	619	-	-	\$788.20	
				9145EZHD-28-18-32-316	629-316	-	-	\$680.70	
				9145EZHD-28-18-32D-316	630-316	-	-	\$606.60	
				9145EZHD-28-18-643e/716	-	-	-	\$788.20	
				9145EZHD-28-18-BLK	-	-	-	\$689.30	
				9145EZHD-28-18-695	695	-	-	\$748.90	
	33"	8"	Brass	9145EZHD-33-8-US3	605	-	-	\$581.70	
				9145EZHD-33-8-US4	606	-	-	\$581.70	
				9145EZHD-33-8-US10	612	-	-	\$674.40	
				9145EZHD-33-8-US10B	613	-	-	\$890.20	
				9145EZHD-33-8-US26	625	-	-	\$604.60	
				9145EZHD-33-8-US26D	626	-	-	\$604.60	
			316 Stainless	9145EZHD-33-8-US15	619	-	-	\$674.40	
				9145EZHD-33-8-32-316	629-316	-	-	\$685.30	
				9145EZHD-33-8-32D-316	630-316	-	-	\$496.90	
				9145EZHD-33-8-643e/716	-	-	-	\$674.40	
				9145EZHD-33-8-BLK	-	-	-	\$581.70	
				9145EZHD-33-8-695	695	-	-	\$640.70	
33"	10"	Brass	9145EZHD-33-0-US3	605	-	-	\$599.30		
			9145EZHD-33-0-US4	606	-	-	\$599.30		
			9145EZHD-33-0-US10	612	-	-	\$686.60		
			9145EZHD-33-0-US10B	613	-	-	\$906.40		
			9145EZHD-33-0-US26	625	-	-	\$622.70		
			9145EZHD-33-0-US26D	626	-	-	\$622.70		
		316 Stainless	9145EZHD-33-0-US15	619	-	-	\$686.60		
			9145EZHD-33-0-32-316	629-316	-	-	\$699.30		
			9145EZHD-33-0-32D-316	630-316	-	-	\$511.10		
			9145EZHD-33-0-643e/716	-	-	-	\$686.60		
			9145EZHD-33-0-BLK	-	-	-	\$599.30		
			9145EZHD-33-0-695	695	-	-	\$652.30		

Stocked products will typically ship in 3 business days.
CAUTION: The length of push bar should not interfere with the door jamb or cause a pinch point.


MODEL	PUSH CTC	PULL CTC	SUBSTRATE	MODEL NUMBER	BHMA FINISH	ORDER QTY	BOX QTY	LIST PRICE	STOCKED
<p>9145EZHD 45° Offset pull/push bar combo 1" Round (8145EZHD pull + 9100HD push)</p>  <p>Custom sizing available in 1" increments.</p> <p>Fractional increments available as Engineered Specials; see page 48 for pricing.</p> <p>Antimicrobial coating US26D-AM or US32D-AM available.</p> <p>See page 48 for optional mounting types and pricing.</p>	33"	12"	Brass	9145EZHD-33-2-US3	605	-	-	\$611.60	
				9145EZHD-33-2-US4	606	-	-	\$611.60	
				9145EZHD-33-2-US10	612	-	-	\$704.70	
				9145EZHD-33-2-US10B	613	-	-	\$930.10	
				9145EZHD-33-2-US26	625	-	-	\$641.10	
				9145EZHD-33-2-US26D	626	-	-	\$641.10	
			316 Stainless	9145EZHD-33-2-US15	619	-	-	\$704.70	
				9145EZHD-33-2-32-316	629-316	-	-	\$713.60	
				9145EZHD-33-2-32D-316	630-316	-	-	\$525.20	
				9145EZHD-33-2-643e/716	-	-	-	\$704.70	
	33"	18"	Brass	9145EZHD-33-2-BLK	-	-	-	\$611.60	
				9145EZHD-33-2-695	695	-	-	\$669.40	
				9145EZHD-33-18-US3	605	-	-	\$689.30	
				9145EZHD-33-18-US4	606	-	-	\$689.30	
				9145EZHD-33-18-US10	612	-	-	\$788.20	
				9145EZHD-33-18-US10B	613	-	-	\$1,040.40	
			316 Stainless	9145EZHD-33-18-US26	625	-	-	\$718.40	
				9145EZHD-33-18-US26D	626	-	-	\$718.40	
				9145EZHD-33-18-US15	619	-	-	\$788.20	
				9145EZHD-33-18-32-316	629-316	-	-	\$794.40	
			9145EZHD-33-18-32D-316	630-316	-	-	\$606.60		
			9145EZHD-33-18-643e/716	-	-	-	\$788.20		
			9145EZHD-33-18-BLK	-	-	-	\$689.30		
			9145EZHD-33-18-695	-	-	-	\$748.90		

Stocked products will typically ship in 3 business days.


CAUTION: The length of push bar should not interfere with the door jamb or cause a pinch point.

MODEL	PUSH CTC	PULL CTC	SUBSTRATE	MODEL NUMBER	BHMA FINISH	ORDER QTY	BOX QTY	LIST PRICE	STOCKED
<p>9190HD Solid 90° Offset pull/ push bar combo 1" Round (8190HD pull + 9100HD push)</p>  <p>Custom sizing available in 1" increments.</p> <p>Fractional increments available as Engineered Specials; see page 48 for pricing.</p> <p>Antimicrobial coating US26D-AM or US32D-AM available.</p> <p>See page 48 for optional mounting types and pricing.</p>	28"	8"	Brass	9190HD-28-8-US3	605	-	-	\$544.90	
				9190HD-28-8-US4	606	-	-	\$544.90	
				9190HD-28-8-US10	612	-	-	\$636.10	
				9190HD-28-8-US10B	613	-	-	\$839.60	
				9190HD-28-8-US26	625	-	-	\$567.80	
				9190HD-28-8-US26D	626	-	-	\$567.80	
			Stainless	9190HD-28-8-US15	619	-	-	\$625.80	
				9190HD-28-8-US32	629	-	-	\$460.60	
				9190HD-28-8-US32D	630	-	-	\$398.10	
				9190HD-28-8-643e/716	-	-	-	\$636.10	
				9190HD-28-8-BLK	-	-	-	\$544.90	
				9190HD-28-8-695	695	-	-	\$604.20	
	28"	10"	Brass	9190HD-28-0-US3	605	-	-	\$562.00	
				9190HD-28-0-US4	606	-	-	\$562.00	
				9190HD-28-0-US10	612	-	-	\$647.10	
				9190HD-28-0-US10B	613	-	-	\$854.20	
				9190HD-28-0-US26	625	-	-	\$584.90	
				9190HD-28-0-US26D	626	-	-	\$584.90	
			Stainless	9190HD-28-0-US15	619	-	-	\$637.60	
				9190HD-28-0-US32	629	-	-	\$471.40	
				9190HD-28-0-US32D	630	-	-	\$409.50	
				9190HD-28-0-643e/716	-	-	-	\$647.10	
				9190HD-28-0-BLK	-	-	-	\$562.00	
				9190HD-28-0-695	695	-	-	\$614.70	
28"	12"	Brass	9190HD-28-2-US3	605	-	-	\$573.70		
			9190HD-28-2-US4	606	-	-	\$573.70		
			9190HD-28-2-US10	612	-	-	\$664.60		
			9190HD-28-2-US10B	613	-	-	\$877.20		
			9190HD-28-2-US26	625	-	-	\$602.10		
			9190HD-28-2-US26D	626	-	-	\$602.10		
		Stainless	9190HD-28-2-US15	619	-	-	\$654.40		
			9190HD-28-2-US32	629	-	-	\$582.20		
			9190HD-28-2-US32D	630	-	-	\$420.40		
			9190HD-28-2-643e/716	-	-	-	\$664.60		
			9190HD-28-2-BLK	-	-	-	\$573.70		
			9190HD-28-2-695	695	-	-	\$631.20		

Stocked products will typically ship in 3 business days.
CAUTION: The length of push bar should not interfere with the door jamb or cause a pinch point.


MODEL	PUSH CTC	PULL CTC	SUBSTRATE	MODEL NUMBER	BHMA FINISH	ORDER QTY	BOX QTY	LIST PRICE	STOCKED			
<p>9190HD Solid 90° Offset pull/ push bar combo 1" Round (8190HD pull + 9100HD push)</p>  <p>Custom sizing available in 1" increments.</p> <p>Fractional increments available as Engineered Specials; see page 48 for pricing.</p> <p>Antimicrobial coating US26D-AM or US32D-AM available.</p> <p>See page 48 for optional mounting types and pricing.</p>	28"	18"	Brass	9190HD-28-18-US3	605	-	-	\$637.60				
				9190HD-28-18-US4	606	-	-	\$637.60				
				9190HD-28-18-US10	612	-	-	\$733.90				
				9190HD-28-18-US10B	613	-	-	\$968.90				
				9190HD-28-18-US26	625	-	-	\$665.60				
				9190HD-28-18-US26D	626	-	-	\$665.60				
			Stainless	9190HD-28-18-US15	619	-	-	\$733.90				
				9190HD-28-18-US32	629	-	-	\$538.20				
				9190HD-28-18-US32D	630	-	-	\$475.60				
				9190HD-28-18-643e/716	-	-	-	\$733.90				
				9190HD-28-18-BLK	-	-	-	\$637.60				
				9190HD-28-18-695	695	-	-	\$697.40				
				33"	8"	Brass	9190HD-33-8-US3	605	-	-	\$544.90	
							9190HD-33-8-US4	606	-	-	\$544.90	
	9190HD-33-8-US10	612	-				-	\$636.10				
	9190HD-33-8-US10B	613	-				-	\$839.60				
	9190HD-33-8-US26	625	-				-	\$567.80				
	9190HD-33-8-US26D	626	-				-	\$567.80				
	Stainless	9190HD-33-8-US15	619			-	-	\$625.80				
		9190HD-33-8-US32	629			-	-	\$460.60				
		9190HD-33-8-US32D	630		-	-	\$398.10					
		9190HD-33-8-643e/716	-		-	-	\$637.60					
		9190HD-33-8-BLK	-		-	-	\$544.90					
		9190HD-33-8-695	695		-	-	\$604.20					
		33"	10"		Brass	9190HD-33-0-US3	605	-	-	\$562.00		
						9190HD-33-0-US4	606	-	-	\$562.00		
	9190HD-33-0-US10			612		-	-	\$647.10				
	9190HD-33-0-US10B			613		-	-	\$854.20				
9190HD-33-0-US26	625			-		-	\$584.90					
9190HD-33-0-US26D	626			-	-	\$584.90						
Stainless	9190HD-33-0-US15			619	-	-	\$637.60					
	9190HD-33-0-US32			629	-	-	\$471.40					
	9190HD-33-0-US32D			630	-	-	\$409.50	▪				
	9190HD-33-0-643e/716			-	-	-	\$647.10					
	9190HD-33-0-BLK	-	-	-	\$562.00							
9190HD-33-0-695	695	-	-	\$596.70								

Stocked products will typically ship in 3 business days.
CAUTION: The length of push bar should not interfere with the door jamb or cause a pinch point.

MODEL	PUSH CTC	PULL CTC	SUBSTRATE	MODEL NUMBER	BHMA FINISH	ORDER QTY	BOX QTY	LIST PRICE	STOCKED
<p>9190HD Solid 90° Offset pull/ push bar combo 1" Round (8190HD pull + 9100HD push)</p>  <p>Custom sizing available in 1" increments.</p> <p>Fractional increments available as Engineered Specials; see page 48 for pricing.</p> <p>Antimicrobial coating US26D-AM or US32D-AM available.</p> <p>See page 48 for optional mounting types and pricing.</p>	33"	12"	Brass	9190HD-33-2-US3	605	-	-	\$573.70	
				9190HD-33-2-US4	606	-	-	\$573.70	
				9190HD-33-2-US10	612	-	-	\$664.60	
				9190HD-33-2-US10B	613	-	-	\$877.20	
				9190HD-33-2-US26	625	-	-	\$602.10	
			9190HD-33-2-US26D	626	-	-	\$602.10		
			Stainless	9190HD-33-2-US15	619	-	-	\$654.40	
				9190HD-33-2-US32	629	-	-	\$582.20	
				9190HD-33-2-US32D	630	-	-	\$420.40	
				9190HD-33-2-643e/716	-	-	-	\$664.60	
	9190HD-33-2-BLK	-		-	-	\$573.70			
	33"	18"	Brass	9190HD-33-18-US3	605	-	-	\$637.60	
				9190HD-33-18-US4	606	-	-	\$637.60	
				9190HD-33-18-US10	612	-	-	\$733.90	
				9190HD-33-18-US10B	613	-	-	\$968.90	
				9190HD-33-18-US26	625	-	-	\$665.60	
			9190HD-33-18-US26D	626	-	-	\$665.60		
			Stainless	9190HD-33-18-US15	619	-	-	\$733.90	
				9190HD-33-18-US32	629	-	-	\$637.10	
				9190HD-33-18-US32D	630	-	-	\$475.60	
9190HD-33-18-643e/716				-	-	-	\$733.90		
9190HD-33-18-BLK	-	-		-	\$637.60				
9190HD-33-18-695	695	-	-	\$697.40					


Stocked products will typically ship in 3 business days.

CAUTION: The length of push bar should not interfere with the door jamb or cause a pinch point.


MODEL	PUSH CTC	PULL CTC	SUBSTRATE	MODEL NUMBER	BHMA FINISH	ORDER QTY	BOX QTY	LIST PRICE	STOCKED		
<p>9190EZHD Solid 90° Offset pull/ push bar combo 1" Round (8190EZHD pull + 9100HD push)</p>  <p>Custom sizing available in 1" increments.</p> <p>Fractional increments available as Engineered Specials; see page 48 for pricing.</p> <p>Antimicrobial coating US26D-AM or US32D-AM available.</p> <p>See page 48 for optional mounting types and pricing.</p>	28"	8"	Brass	9190EZHD-28-8-US3	605	-	-	\$581.70			
				9190EZHD-28-8-US4	606	-	-	\$581.70			
				9190EZHD-28-8-US10	612	-	-	\$674.40			
				9190EZHD-28-8-US10B	613	-	-	\$890.20			
				9190EZHD-28-8-US26	625	-	-	\$604.60			
				9190EZHD-28-8-US26D	626	-	-	\$604.60			
			316 Stainless	9190EZHD-28-8-US15	619	-	-	\$674.40			
				9190EZHD-28-8-32-316	629-316	-	-	\$571.20			
				9190EZHD-28-8-32D-316	630-316	-	-	\$496.90			
				9190EZHD-28-8-643e/716	-	-	-	\$674.40			
				9190EZHD-28-8-BLK	-	-	-	\$581.70			
				9190EZHD-28-8-695	695	-	-	\$640.70			
			28"	10"	Brass	9190EZHD-28-0-US3	605	-	-	\$599.30	
						9190EZHD-28-0-US4	606	-	-	\$599.30	
						9190EZHD-28-0-US10	612	-	-	\$686.60	
	9190EZHD-28-0-US10B	613				-	-	\$906.40			
	9190EZHD-28-0-US26	625				-	-	\$622.70			
	9190EZHD-28-0-US26D	626				-	-	\$622.70			
	316 Stainless	9190EZHD-28-0-US15			619	-	-	\$686.60			
		9190EZHD-28-0-32-316			629-316	-	-	\$585.40			
		9190EZHD-28-0-32D-316			630-316	-	-	\$511.10			
		9190EZHD-28-0-643e/716			-	-	-	\$686.60			
		9190EZHD-28-0-BLK			-	-	-	\$599.30			
		9190EZHD-28-0-695			695	-	-	\$652.30			
	28"	12"			Brass	9190EZHD-28-2-US3	605	-	-	\$611.60	
						9190EZHD-28-2-US4	606	-	-	\$611.60	
						9190EZHD-28-2-US10	612	-	-	\$704.70	
			9190EZHD-28-2-US10B	613		-	-	\$930.10			
			9190EZHD-28-2-US26	625		-	-	\$641.10			
			9190EZHD-28-2-US26D	626		-	-	\$641.10			
316 Stainless			9190EZHD-28-2-US15	619	-	-	\$704.70				
			9190EZHD-28-2-32-316	629-316	-	-	\$599.60				
			9190EZHD-28-2-32D-316	630-316	-	-	\$525.20				
			9190EZHD-28-2-643e/716	-	-	-	\$704.70				
			9190EZHD-28-2-BLK	-	-	-	\$611.60				
			9190EZHD-28-2-695	695	-	-	\$669.40				

Stocked products will typically ship in 3 business days.

CAUTION: The length of push bar should not interfere with the door jamb or cause a pinch point.

MODEL	PUSH CTC	PULL CTC	SUBSTRATE	MODEL NUMBER	BHMA FINISH	ORDER QTY	BOX QTY	LIST PRICE	STOCKED		
<p>9190EZHD Solid 90° Offset pull/ push bar combo 1" Round (8190EZHD pull + 9100HD push)</p>  <p>Custom sizing available in 1" increments.</p> <p>Fractional increments available as Engineered Specials; see page 48 for pricing.</p> <p>Antimicrobial coating US26D-AM or US32D-AM available.</p> <p>See page 48 for optional mounting types and pricing.</p>	28"	18"	Brass	9190EZHD-28-18-US3	605	-	-	\$689.30			
				9190EZHD-28-18-US4	606	-	-	\$689.30			
				9190EZHD-28-18-US10	612	-	-	\$788.20			
				9190EZHD-28-18-US10B	613	-	-	\$1,040.40			
				9190EZHD-28-18-US26	625	-	-	\$718.40			
				9190EZHD-28-18-US26D	626	-	-	\$718.40			
			316 Stainless	9190EZHD-28-18-US15	619	-	-	\$788.20			
				9190EZHD-28-18-32-316	629-316	-	-	\$680.70			
				9190EZHD-28-18-32D-316	630-316	-	-	\$606.60			
				9190EZHD-28-18-643e/716	-	-	-	\$788.20			
				9190EZHD-28-18-BLK	-	-	-	\$689.30			
			33"	8"	Brass	9190EZHD-28-18-695	695	-	-	\$748.90	
						9190EZHD-33-8-US3	605	-	-	\$581.70	
						9190EZHD-33-8-US4	606	-	-	\$581.70	
	9190EZHD-33-8-US10	612				-	-	\$674.40			
	9190EZHD-33-8-US10B	613				-	-	\$890.20			
	9190EZHD-33-8-US26	625				-	-	\$604.60			
	9190EZHD-33-8-US26D	626			-	-	\$604.60				
	316 Stainless	9190EZHD-33-8-US15		619	-	-	\$674.40				
		9190EZHD-33-8-32-316		629-316	-	-	\$685.30				
		9190EZHD-33-8-32D-316		630-316	-	-	\$496.90				
9190EZHD-33-8-643e/716		-		-	-	\$674.40					
9190EZHD-33-8-BLK		-		-	-	\$581.70					
9190EZHD-33-8-695		695		-	-	\$621.90					
33"		10"		Brass	9190EZHD-33-0-US3	605	-	-	\$599.30		
	9190EZHD-33-0-US4		606		-	-	\$599.30				
	9190EZHD-33-0-US10		612		-	-	\$686.60				
	9190EZHD-33-0-US10B		613		-	-	\$890.20				
	9190EZHD-33-0-US26		625		-	-	\$622.70				
	9190EZHD-33-0-US26D		626		-	-	\$622.70				
	316 Stainless		9190EZHD-33-0-US15	619	-	-	\$686.60				
			9190EZHD-33-0-32-316	629-316	-	-	\$699.30				
			9190EZHD-33-0-32D-316	630-316	-	-	\$511.10				
			9190EZHD-33-0-643e/716	-	-	-	\$686.60				
			9190EZHD-33-0-BLK	-	-	-	\$599.30				
			9190EZHD-33-0-695	695	-	-	\$652.30				

Stocked products will typically ship in 3 business days.
CAUTION: The length of push bar should not interfere with the door jamb or cause a pinch point.




MODEL	PUSH CTC	PULL CTC	SUBSTRATE	MODEL NUMBER	BHMA FINISH	ORDER QTY	BOX QTY	LIST PRICE	STOCKED
<p>9190EZHD Solid 90° Offset pull/ push bar combo 1" Round (8190EZHD pull + 9100HD push)</p>  <p>Custom sizing available in 1" increments.</p> <p>Fractional increments available as Engineered Specials; see page 48 for pricing.</p> <p>Antimicrobial coating US26D-AM or US32D-AM available.</p> <p>See page 48 for optional mounting types and pricing.</p>	33"	12"	Brass	9190EZHD-33-2-US3	605	-	-	\$611.60	
				9190EZHD-33-2-US4	606	-	-	\$611.60	
				9190EZHD-33-2-US10	612	-	-	\$704.70	
				9190EZHD-33-2-US10B	613	-	-	\$930.10	
				9190EZHD-33-2-US26	625	-	-	\$641.10	
				9190EZHD-33-2-US26D	626	-	-	\$641.10	
			316 Stainless	9190EZHD-33-2-US15	619	-	-	\$704.70	
				9190EZHD-33-2-32-316	629-316	-	-	\$713.60	
				9190EZHD-33-2-32D-316	630-316	-	-	\$525.20	
				9190EZHD-33-2-643e/716	-	-	-	\$704.70	
	9190EZHD-33-2-BLK	-	-	-	\$611.60				
	9190EZHD-33-2-695	695	-	-	\$669.40				
	33"	18"	Brass	9190EZHD-33-18-US3	605	-	-	\$689.30	
				9190EZHD-33-18-US4	606	-	-	\$689.30	
				9190EZHD-33-18-US10	612	-	-	\$788.20	
				9190EZHD-33-18-US10B	613	-	-	\$1,040.40	
				9190EZHD-33-18-US26	625	-	-	\$718.40	
				9190EZHD-33-18-US26D	626	-	-	\$718.40	
			316 Stainless	9190EZHD-33-18-US15	619	-	-	\$788.20	
				9190EZHD-33-18-32-316	629-316	-	-	\$794.40	
9190EZHD-33-18-32D-316				630-316	-	-	\$606.60		
9190EZHD-33-18-643e/716				-	-	-	\$788.20		
9190EZHD-33-18-BLK	-	-	-	\$689.30					
9190EZHD-33-18-695	695	-	-	\$748.90					

Stocked products will typically ship in 3 business days.



CAUTION: The length of push bar should not interfere with the door jamb or cause a pinch point.






View service parts on page 199

MODEL	PULL CTC	SUBSTRATE	MODEL NUMBER	BHMA FINISH	PACKED PER BOX	LIST PRICE EACH	STOCKED	
8111 Solid door pull 1-3/16" projection  Antimicrobial coating US26D-AM or US32D-AM available. See page 48 for optional mounting types and pricing.	5" (Actual CTC = 5-1/4")	Brass	8111-5 US3	605	1	\$69.30		
			8111-5 US4	606	1	\$69.30		
			8111-5 US10	612	1	\$77.40		
			8111-5 US10B	613	1	\$77.40		
			8111-5 US26	625	1	\$69.30		
		Aluminum	8111-5 US26D	626	1	\$74.20		
			Stainless	8111-5 US28	628	1	\$43.20	
				8111-5 US15	619	1	\$77.40	
				8111-5 US32D	630	1	\$64.20	
				8111-5 643e/716	613	1	\$77.40	
8111-5 BLK	605	1	\$69.30					
8112 Solid door pull 2-3/16"  Antimicrobial coating US26D-AM or US32D-AM available. Surface mounted.	5"	Brass	8112-5 US26D	626	1	\$54.20		
8121 Solid door pull 3-1/2"  Antimicrobial coating US26D-AM or US32D-AM available. See page 48 for optional mounting types and pricing.	5"	Brass	8121-5 US26D	626	1	\$78.80		



* Model numbers marked may date up to 4-5 weeks for shipment. Stocked products will typically ship in 3 business days.

MODEL	PULL CTC	SUBSTRATE	MODEL NUMBER	BHMA FINISH	PACKED PER BOX	LIST PRICE EACH	STOCKED	
8169 Tubular decorative C-shaped pull 1" dia.  See page 48 for optional mounting types and pricing.	10"	Brass	8169-10-605	605	1	\$398.80		
			8169-10-613	613	1	\$398.80		
			8169-10-619*	619	1	\$398.80		
			8169-10-625*	625	1	\$398.80		
			8169-10-626*	626	1	\$398.80		
		Stainless	8169-10-630	630	1	\$354.60		
	8169-10-BLK		-	1	\$398.80			
	12"	Brass	8169-12-605	605	1	\$522.90		
			8169-12-613*	613	1	\$522.90		
			8169-12-619*	619	1	\$522.90		
			8169-12-625*	625	1	\$522.90		
			8169-12-626*	626	1	\$522.90		
		Stainless	8169-12-630	630	1	\$366.90		
	8169-12-BLK*		-	1	\$522.90			
8181 Georgian 90° offset solid door pull 3/4" dia.  See page 48 for optional mounting types and pricing.	12"	Brass	8181-12-605	605	1	\$634.10		
			8181-12-613	613	1	\$634.10		
			8181-12-619*	619	1	\$634.10		
			8181-12-625*	625	1	\$634.10		
			8181-12-626*	626	1	\$634.10		
		Aluminum	8181-12-628*	628	1	\$596.20		
			Stainless	8181-12-630	630	1	\$611.30	
				8181-12-BLK*	-	1	\$634.10	
	16"	Brass	8181-16-605	605	1	\$711.30		
			8181-16-613	613	1	\$711.30		
			8181-16-619*	619	1	\$711.30		
			8181-16-625*	625	1	\$711.30		
			8181-16-626*	626	1	\$711.30		
		Aluminum	8181-16-628*	628	1	\$712.40		
			Stainless	8181-16-630	630	1	\$711.30	
				8181-16-BLK*	-	1	\$711.30	
	18"	Brass	8181-18-605	605	1	\$750.00		
			8181-18-613	613	1	\$750.00		
			8181-18-619*	619	1	\$750.00		
			8181-18-625*	625	1	\$750.00		
			8181-18-626*	626	1	\$750.00		
		Aluminum	8181-18-628*	628	1	\$750.90		
			Stainless	8181-18-630	630	1	\$750.00	
				8181-18-BLK*	-	1	\$750.00	



* Model numbers marked may date up to 4-5 weeks for shipment.
 Stocked products will typically ship in 3 business days.

MODEL	PULL CTC	SUBSTRATE	MODEL NUMBER	BHMA FINISH	PACKED PER BOX	LIST PRICE EACH	STOCKED
8189 Athens offset tubular door pull - 1-1/4" dia.  See page 48 for optional mounting types and pricing. Custom lengths available as Engineered Special.	19-13/16"	Brass	8189-19-605*	605	1	\$1,604.60	
			8189-19-613*	613	1	\$1,668.60	
			8189-19-619*	619	1	\$1,772.80	
			8189-19-625*	625	1	\$1,772.80	
			8189-19-626*	626	1	\$1,772.80	
		Stainless	8189-19-630*	630	1	\$1,007.10	
			8189-19-BLK*	-	1	\$1,772.80	
8281 Georgian straight solid door pull 	12"	Brass	8281-12-605	605	1	\$1,261.30	
			8281-12-613	613	1	\$1,311.90	
			8281-12-619*	619	1	\$1,009.00	
			8281-12-625*	625	1	\$1,009.00	
			8281-12-626*	626	1	\$1,009.00	
		Aluminum	8281-12-628*	628	1	\$520.80	
		Stainless steel	8281-12-630	630	1	\$1,009.00	
			8281-12-BLK*	-	1	\$1,009.00	
	16"	Brass	8281-16-605	605	1	\$1,302.00	
			8281-16-613	613	1	\$1,353.90	
			8281-16-619*	619	1	\$1,041.70	
			8281-16-625*	625	1	\$1,041.70	
			8281-16-626*	626	1	\$1,041.70	
		Aluminum	8281-16-628*	628	1	\$540.40	
		Stainless steel	8281-16-630	630	1	\$1,041.70	
			8281-16-BLK*	-	1	\$1,041.70	
	18"	Brass	8281-18-605	605	1	\$1,322.40	
			8281-18-613	613	1	\$1,375.20	
			8281-18-619*	619	1	\$1,057.90	
			8281-18-625*	625	1	\$1,057.90	
			8281-18-626*	626	1	\$1,057.90	
		Aluminum	8281-18-628*	628	1	\$550.00	
		Stainless steel	8281-18-630	630	1	\$1,057.90	
			8281-18-BLK*	-	1	\$1,057.90	
8312 Plymouth offset solid door pull - 1" dia. 	12"	Brass	8312-12-605	605	1	\$461.20	
			8312-12-613	613	1	\$560.10	
			8312-12-619*	619	1	\$560.10	
			8312-12-625*	625	1	\$560.10	
			8312-12-626*	626	1	\$560.10	
		Stainless steel	8312-12-630	630	1	\$1,302.00	
			8312-12-BLK*	-	1	\$560.10	



* Model numbers marked may date up to 4-5 weeks for shipment. Stocked products will typically ship in 3 business days.

MODEL	PULL CTC	SUBSTRATE	MODEL NUMBER	BHMA FINISH	PACKED PER BOX	LIST PRICE EACH	STOCKED
8320 Plymouth offset solid door pull - 1-1/4" dia.  See page 48 for optional mounting types and pricing.	20"	Brass	8320-20-605	605	1	\$856.40	
			8320-20-613	613	1	\$922.40	
			8320-20-619*	619	1	\$922.40	
			8320-20-625*	625	1	\$922.40	
			8320-20-626*	626	1	\$922.40	
		Stainless steel	8320-20-630	630	1	\$1,464.90	
			8320-20-BLK*	-	1	\$922.40	
8371 Addison flat tip straight solid door pull - 1" dia.  See page 48 for optional mounting types and pricing.	12"	Brass	8371-12-605	605	1	\$1,041.70	
			8371-12-613	613	1	\$1,041.70	
			8371-12-619*	619	1	\$1,041.70	
			8371-12-625*	625	1	\$1,041.70	
			8371-12-626*	626	1	\$1,041.60	
			8371-12-BLK*	622	1	\$1,041.70	
	18"	Brass	8371-18-605	605	1	\$1,100.10	
			8371-18-613	613	1	\$1,100.10	
			8371-18-619*	619	1	\$1,100.10	
			8371-18-625*	625	1	\$1,100.10	
			8371-18-626*	626	1	\$1,100.10	
			8371-18-BLK*	622	1	\$1,100.10	
	24"	Brass	8371-24-605	605	1	\$1,139.60	
			8371-24-613	613	1	\$1,139.60	
			8371-24-619*	619	1	\$1,139.60	
			8371-24-625*	625	1	\$1,139.60	
			8371-24-626*	626	1	\$1,139.60	
			8371-24-BLK*	622	1	\$1,139.60	




* Model numbers marked may date up to 4-5 weeks for shipment.
 Stocked products will typically ship in 3 business days.

MODEL	PULL CTC	SUBSTRATE	MODEL NUMBER	BHMA FINISH	PACKED PER BOX	LIST PRICE EACH	STOCKED
8372 Camelot steeple tip straight tubular door pull - 1" dia.  See page 48 for optional mounting types and pricing.	12"	Brass	8372-12-605	605	1	\$1,041.70	
			8372-12-613	613	1	\$1,041.70	
			8372-12-619*	619	1	\$1,041.70	
			8372-12-625*	625	1	\$1,041.70	
			8372-12-626*	626	1	\$1,041.70	
			8372-12-BLK*	622	1	\$1,041.70	
	18"	Brass	8372-18-605	605	1	\$1,100.10	
			8372-18-613	613	1	\$1,100.10	
			8372-18-619*	619	1	\$1,100.10	
			8372-18-625*	625	1	\$1,100.10	
			8372-18-626*	626	1	\$1,100.10	
			8372-18-BLK*	622	1	\$1,100.10	
	24"	Brass	8372-24-605	605	1	\$1,139.60	
			8372-24-613	613	1	\$1,139.60	
			8372-24-619*	619	1	\$1,139.60	
			8372-24-625*	625	1	\$1,139.60	
			8372-24-626*	626	1	\$1,139.60	
			8372-24-BLK*	622	1	\$1,139.60	
8373 Brookshire acorn tip straight tubular door pull - 1" dia.  See page 48 for optional mounting types and pricing.	12"	Brass	8373-12-605	605	1	\$1,041.70	
			8373-12-613	613	1	\$1,041.70	
			8373-12-619*	619	1	\$1,041.70	
			8373-12-625*	625	1	\$1,041.70	
			8373-12-626*	626	1	\$1,041.60	
			8373-12-BLK*	622	1	\$1,041.70	
	18"	Brass	8373-18-605	605	1	\$1,100.10	
			8373-18-613	613	1	\$1,100.10	
			8373-18-619*	619	1	\$1,100.10	
			8373-18-625*	625	1	\$1,100.10	
			8373-18-626*	626	1	\$1,100.10	
			8373-18-BLK*	622	1	\$1,100.10	
	24"	Brass	8373-24-605	605	1	\$1,139.60	
			8373-24-613	613	1	\$1,139.60	
			8373-24-619*	619	1	\$1,139.60	
			8373-24-625*	625	1	\$1,139.60	
			8373-24-626*	626	1	\$1,139.60	
			8373-24-BLK*	622	1	\$1,139.60	

* Model numbers marked may date up to 4-5 weeks for shipment.
 Stocked products will typically ship in 3 business days.

MODEL	PULL CTC	SUBSTRATE	MODEL NUMBER	BHMA FINISH	PACKED PER BOX	LIST PRICE EACH	STOCKED
8700 Greenwich arc straight solid door pull - 3/4" dia.  See page 48 for optional mounting types and pricing.	9"	Brass	8700-09-605	605	1	\$314.10	
			8700-09-613	613	1	\$314.10	
			8700-09-619*	619	1	\$314.10	
			8700-09-625*	625	1	\$314.10	
			8700-09-626*	626	1	\$314.10	
		Stainless steel	8700-09-630	630	1	\$305.40	
	8700-09-BLK*		-	1	\$314.10		
	12"	Brass	8700-12-605	605	1	\$326.90	
			8700-12-613	613	1	\$326.90	
			8700-12-619*	619	1	\$326.90	
			8700-12-625*	625	1	\$326.90	
			8700-12-626*	626	1	\$326.90	
		Stainless steel	8700-12-630	630	1	\$357.80	
	8700-12-BLK*		-	1	\$326.90		
	18"	Brass	8700-18-605	605	1	\$376.40	
			8700-18-613	613	1	\$376.40	
			8700-18-619*	619	1	\$376.40	
			8700-18-625*	625	1	\$376.40	
			8700-18-626*	626	1	\$376.40	
		Stainless steel	8700-18-630	630	1	\$343.70	
	8700-18-BLK*		-	1	\$376.40		
	24"	Brass	8700-24-605	605	1	\$376.40	
			8700-24-613	613	1	\$376.40	
			8700-24-619*	619	1	\$376.40	
8700-24-625*			625	1	\$376.40		
8700-24-626*			626	1	\$376.40		
Stainless steel		8700-24-630	630	1	\$343.70		
	8700-24-BLK*	-	1	\$376.40			
8800 Greenwich arc offset solid door pull - 3/4" dia.  See page 48 for optional mounting types and pricing.	9"	Brass	8800-09-605	605	1	\$403.70	
			8800-09-613	613	1	\$403.70	
			8800-09-619*	619	1	\$403.70	
			8800-09-625*	625	1	\$403.70	
			8800-09-626*	626	1	\$403.70	
		Stainless steel	8800-09-630	630	1	\$390.60	
	8800-09-BLK*		-	1	\$403.70		
	12"	Brass	8800-12-605	605	1	\$428.20	
			8800-12-613	613	1	\$428.20	
			8800-12-619*	619	1	\$428.20	
			8800-12-625*	625	1	\$428.20	
			8800-12-626*	626	1	\$428.20	
		Stainless steel	8800-12-630	630	1	\$423.10	
			8800-12-BLK*	-	1	\$428.20	




* Model numbers marked may date up to 4-5 weeks for shipment.
 Stocked products will typically ship in 3 business days.

MODEL	PULL CTC	SUBSTRATE	MODEL NUMBER	BHMA FINISH	PACKED PER BOX	LIST PRICE EACH	STOCKED
8800 Greenwich arc offset solid door pull - 3/4" dia.  See page 48 for optional mounting types and pricing.	18"	Brass	8800-18-605	605	1	\$469.60	
			8800-18-613	613	1	\$469.60	
			8800-18-619*	619	1	\$469.60	
			8800-18-625*	625	1	\$469.60	
			8800-18-626*	626	1	\$469.60	
		Stainless steel	8800-18-630	630	1	\$455.70	
			8800-18-BLK*	-	1	\$469.60	
			8800-24-605	605	1	\$576.30	
	24"	Brass	8800-24-613	613	1	\$576.30	
			8800-24-619*	619	1	\$576.30	
			8800-24-625*	625	1	\$576.30	
			8800-24-626*	626	1	\$576.30	
			8800-24-630	630	1	\$488.50	
		Stainless steel	8800-24-BLK*	-	1	\$576.30	
8848-12-605			605	1	\$781.20		
8848-12-613			613	1	\$781.20		
8848 Latitude straight solid door pull - 1" dia.  See page 48 for optional mounting types and pricing.	12"	Brass	8848-12-619*	619	1	\$781.20	
			8848-12-625*	625	1	\$781.20	
			8848-12-626*	626	1	\$781.20	
			8848-12-630	630	1	\$651.00	
			8848-12-BLK*	-	1	\$781.20	
	Stainless steel						
8975 Rhodes straight solid door pull 1-1/4" x 1/2"  See page 48 for optional mounting types and pricing.	12"	Aluminum	8975-12-628	628	1	\$781.20	

* Model numbers marked may date up to 4-5 weeks for shipment. Stocked products will typically ship in 3 business days.



View service parts on page 199

OFFSET LONG DOOR PULLS		LENGTH	PULL CTC	FINISH	LIST	STOCKED
<p>9264/9264F Round tip/Flat tip</p>  <p>9264 Offset bracket</p> <p>1-1/4" Diameter tubular bar</p> <p>Made from brass or stainless steel (316 Series)</p> <p>Round Tip is standard</p> <p>Optional Flat Tip (F) is available. Specify F after model number when ordering.</p> <p>Available in whole 1" increments from 12" to 96"</p> <p>Comes standard with through bolt screws and decorative washers</p> <p>Other lengths available as Engineering Special; consult customer service</p>  <p>Round tip (standard)</p>  <p>Flat tip (F option)</p>	12"	8"	605	\$531.90		
	12"	8"	606	\$531.90		
	12"	8"	613	\$722.60		
	12"	8"	619	\$547.50		
	12"	8"	629-316	\$539.60		
	12"	8"	630-316	\$453.60		
	12"	8"	BLK	\$531.90		
	12"	8"	695	\$520.00		
	18"	12"	605	\$610.10		
	18"	12"	606	\$610.10		
	18"	12"	613	\$826.10		
	18"	12"	619	\$625.90		
	18"	12"	629-316	\$602.30		
	18"	12"	630-316	\$492.70		
	18"	12"	BLK	\$610.10		
	18"	12"	695	\$594.60		
	24"	18"	605	\$688.30		
	24"	18"	606	\$688.30		
	24"	18"	613	\$929.20		
	24"	18"	619	\$703.90		
	24"	18"	629-316	\$664.80		
	24"	18"	630-316	\$531.90		
	24"	18"	BLK	\$688.30		
	24"	18"	695	\$668.80		
	36"	20"	605	\$1,031.20		
	36"	20"	606	\$1,074.90		
	36"	20"	613	\$1,498.50		
	36"	20"	619	\$1,135.20		
	36"	20"	629-316	\$1,043.70		
	36"	20"	630-316	\$702.50		
36"	20"	BLK	\$1,074.90			
36"	20"	695	\$1,078.50			
72"	56"	605	\$1,263.20			
72"	56"	606	\$1,263.20			
72"	56"	613	\$1,733.70			
72"	56"	619	\$1,313.40			
72"	56"	629-316	\$1,226.20			
72"	56"	630-316	\$839.50			
72"	56"	BLK	\$1,263.20			
72"	56"	695	\$1,247.70			




See next page for long pull options pricing.

See page 48 for optional mounting types and pricing.

Note: A middle position bracket is required for pulls over 8 feet.

CAUTION: Recommend the length of the ladder pull should not exceed 4" less than the door height.

ARCHITECTURAL PULLS & PUSH BARS
 DECORATIVE PULLS
 PUSH & PULL PLATES
 PROTECTION PLATES
 EDGE GUARDS
 VANDAL RESISTANT TRIM
 FLUSH PULLS

STRAIGHT LONG DOOR PULLS	LENGTH	PULL CTC	FINISH	LIST	STOCKED
<p>9266/9266F Round tip/Flat tip</p>  <p>9266 Straight bracket</p> <p>1-1/4" Diameter tubular bar</p> <p>Made from brass or stainless steel (316 Series)</p> <p>Round Tip is standard</p> <p>Optional Flat Tip (F) is available. Specify F after model number when ordering.</p> <p>Available in whole 1" increments from 12" to 96"</p> <p>Comes standard with through bolt screws and decorative washers</p> <p>Other lengths available as Engineering Special; consult customer service</p>  <p>Round tip (standard)</p>  <p>Flat tip (F option)</p>	12"	8"	605	\$422.50	
	12"	8"	606	\$422.50	
	12"	8"	613	\$567.90	
	12"	8"	619	\$430.30	
	12"	8"	629-316	\$422.50	
	12"	8"	630-316	\$336.40	
	12"	8"	BLK	\$422.50	
	12"	8"	695	\$408.70	
	18"	12"	605	\$500.50	
	18"	12"	606	\$500.50	
	18"	12"	613	\$671.00	
	18"	12"	619	\$508.20	
	18"	12"	629-316	\$485.10	
	18"	12"	630-316	\$375.30	
	18"	12"	BLK	\$500.50	
	18"	12"	695	\$482.90	
	24"	18"	605	\$578.90	
	24"	18"	606	\$578.90	
	24"	18"	613	\$774.00	
	24"	18"	619	\$586.40	
	24"	18"	629-316	\$547.50	
	24"	18"	630-316	\$414.50	
	24"	18"	BLK	\$578.90	
	24"	18"	695	\$557.20	
	36"	20"	605	\$803.00	
	36"	20"	606	\$837.00	
	36"	20"	613	\$1,132.70	
	36"	20"	619	\$858.10	
	36"	20"	629-316	\$812.80	
	36"	20"	630-316	\$587.40	
36"	20"	BLK	\$837.00		
36"	20"	695	\$815.30		
72"	56"	605	\$1,024.10		
72"	56"	606	\$1,024.10		
72"	56"	613	\$1,367.40		
72"	56"	619	\$1,035.70		
72"	56"	629-316	\$995.40		
72"	56"	630-316	\$734.80		
72"	56"	BLK	\$1,024.10		
72"	56"	695	\$984.10		

See next page for long pull options pricing.

See page 48 for optional mounting types and pricing.

Note: A middle position bracket is required for pulls over 8 feet.

CAUTION: Recommend the length of the ladder pull should not exceed 4" less than the door height.

CUSTOM LENGTHS¹ **FINISH** **LIST ADD**

Order in 1" increments. For list price for 1" increments between 12" and 72", use next larger size list price.

Greater than 72", use list price add per inch charge per finish. Max length 120".	605, 606, BLK	\$84.00
	613, 619	\$95.00
	629-316	\$98.00
	630-316	\$19.00

If fractional lengths are required, use the following list adder. For pulls less than 72" long, use the next higher standard length price plus the list adder for pricing. For pulls greater than 72", use the 72" price plus the price add per inch plus the fractional list adder. \$226.00

CUSTOM CENTER-TO-CENTER¹ **LIST ADD**

If not specified, standard center-to-center length for pulls 36" or longer, center-to-center length is 16" less than total pull length. Center-to-Center length must be specified for lengths less than 36"

For non-standard center-to-center lengths or locations on standard length pulls, use the following list adder. Consult factory if the center-to-center length is less than half the total pull length. If the fractional custom length adder is being applied, then the custom center-to-center will not be applied. \$116.00

CUSTOM FINISHES¹

Custom painting and antimicrobial coating - US32D-AM only. Contact customer service for size availability, pricing, and color approval. Additional lead time up to 6 weeks may be needed.

OPTIONAL MOUNTING HARDWARE **LIST ADD**







MB	Additional Mounting Bracket, list price adder per bracket Unless specified, additional mounting brackets are centered on pull. Mounting Bracket and list adder are required for pulls over 96".	\$201.00
----	---	----------

¹ Return policy - requires prior approval, consult factory.




See page 48 for optional mounting types and pricing.





View service parts on page 201

MODEL	PULL CTC	PLATE SIZE	SUBSTRATE	MODEL NUMBER	BHMA FINISH	MUST BE ORDERED IN MULTIPLE QTY	MULTIPLE QTY	PACKED PER BOX	LIST PRICE		STOCKED
									EACH	PACKAGE	
FP100 Foot pull 	-	-	Stainless	FP100 US32D	630	-	1	1	\$128.40	-	
				FP100 SP313/695	695	-	1	1	\$154.40	-	
				FP100 BLK	631	-	1	1	\$154.40	-	
AP101 Arm pull 	-	-	Stainless	AP101 US32D	630	-	1	1	\$141.40	-	
				AP101 SP313/695	695	-	1	1	\$167.40	-	
				AP101 BLK	631	-	1	1	\$167.40	-	
OT300 Steel opening hand tool 	-	-	Stainless	OT300 US32D	630	-	1	10	\$37.70	-	
				OT300 BLK	631	-	1	10	\$50.50	-	
OTP300 Plastic opening hand tool 	-	-	Plastic	OTP300 BLK	BLK	-	10	10	-	\$194.40	
8122HD Hands free pull 	8"	-	Brass	8122HD-8 US26D	626	-	1	-	\$484.90	-	
				8122HD-8 695	B-695	-	1	-	\$484.90	-	
				8122HD-8 BLK	622	-	1	-	\$484.90	-	
	10"	-	Brass	8122HD-10 US26D	626	-	1	-	\$506.50	-	
				8122HD-10 695	B-695	-	1	-	\$506.50	-	
				8122HD-10 BLK	622	-	1	-	\$506.50	-	
8322HD Hands free pull plate 	8"	4" x 16" (102x408mm)	Brass	8322HD-8 US26D	626	-	1	-	\$517.30	-	
				8322HD-8 695	B-695	-	1	-	\$517.30	-	
				8322HD-8 BLK	622	-	1	-	\$517.30	-	
	10"			8322HD-10 US26D	626	-	1	-	\$538.90	-	
				8322HD-10 695	B-695	-	1	-	\$538.90	-	
				8322HD-10 BLK	622	-	1	-	\$538.90	-	
	8"	6" x 16" (153x408mm)	Brass	8322HD-8 US26D	626	-	1	-	\$522.70	-	
				8322HD-8 695	B-695	-	1	-	\$522.70	-	
				8322HD-8 BLK	622	-	1	-	\$522.70	-	
				10"	8322HD-10 US26D	626	-	1	-	\$544.30	-
8322HD-10 695					B-695	-	1	-	\$544.30	-	
8322HD-10 BLK	622				-	1	-	\$544.30	-		

Stocked products will typically ship in 3 business days.

MODEL	SUBSTRATE	MODEL NUMBER	BHMA FINISH	WEIGHT	MUST BE ORDERED IN MULTIPLE QTY	MULTIPLE QTY	PACKED PER BOX	LIST PRICE		STOCKED	
								EACH	PACKAGE		
42 Pocket sliding door bolt  Overall size plate: 3-1/16" high x 1-5/32" wide Strike: 1" high x 3/4" wide Depth of mortise: 5/8"	Brass	42B3	605	0.9	-	1	10	\$20.00	-	▪	
		42B4	606	0.9	-	1	10	\$20.00	-		
		42B5	609	0.9	-	1	10	\$22.10	-		
		42B10	612	0.9	-	1	10	\$23.00	-		
		42B10B	613	0.9	-	1	10	\$23.00	-	▪	
		42B15	619	0.9	-	1	10	\$22.10	-	▪	
		42B26	625	0.9	-	1	10	\$23.00	-	▪	
		42B26D	626	0.9	-	1	10	\$23.00	-	▪	
		42B643e/716	-	0.9	-	1	10	\$23.00	-		
		42B-BLK	622	0.9	-	1	10	\$23.00	-		
230 Sliding door edge pull 3-7/8" high x 3/4" wide 	Brass	230B3	605	1.3	-	1	10	\$20.40	-		
		230B4	606	1.3	-	1	10	\$20.40	-		
		230B5	609	1.3	-	1	10	\$22.10	-		
		230B10	612	1.3	-	1	10	\$20.40	-		
		230B10B	613	1.3	-	1	10	\$23.10	-	▪	
		230B15	619	1.3	-	1	10	\$22.10	-	▪	
		230B26	625	1.3	-	1	10	\$23.10	-	▪	
		230B26D	626	1.3	-	1	10	\$23.10	-	▪	
		230B-643e/716	-	1.3	-	1	10	\$23.10	-		
		230B-BLK	622	1.3	-	1	10	\$23.10	-	▪	
990 Sliding door pull Doors 1-1/8" to 1-1/2"  Decorative coined edges. Pre-assembled for doors opening left to right. Plates are reversible.	Aluminum	990A3	666	-	-	1	10	\$11.00	-		
		990A5	-	-	-	-	1	10	\$11.00	-	
		990A14	669	-	-	-	1	10	\$11.00	-	
		990A15	670	-	-	-	1	10	\$12.30	-	▪
		990A26D	702	-	-	-	1	10	\$11.00	-	
		990A-643e/716	-	-	-	-	1	10	\$11.00	-	
	Brass	990B3	605	1.9	-	-	1	5	\$16.70	-	▪
		990B-613	613	1.9	-	-	1	5	\$19.40	-	▪
		990B-619	619	1.9	-	-	1	5	\$19.40	-	▪
		990B26	625	1.9	-	-	1	5	\$19.40	-	▪
		990B26D	626	1.9	-	-	1	5	\$19.40	-	
		990B-643e/716	-	1.9	-	-	1	5	\$19.40	-	▪
990B-BLK	622	1.9	-	-	1	5	\$19.40	-	▪		


Stocked products will typically ship in 3 business days.

MODEL	SUBSTRATE	MODEL NUMBER	BHMA FINISH	WEIGHT	MUST BE ORDERED IN MULTIPLE QTY	MULTIPLE QTY	PACKED PER BOX	LIST PRICE		STOCKED	
								EACH	PACKAGE		
991 Sliding door pull privacy Doors 1-1/8" to 1-1/2"  Thumb turn on one side Emergency turn on other side Decorative coined edges. Pre-assembled for doors opening left to right. Plates are reversible.	Aluminum	991A3	666	-	-	1	10	\$13.00	-		
		991A5	-	-	-	-	1	10	\$13.00	-	
		991A14	669	-	-	-	1	10	\$15.00	-	
		991A15	670	-	-	-	1	10	\$15.00	-	▪
		991A26D	702	-	-	-	1	10	\$15.00	-	▪
		991A-643e/716	-	-	-	-	1	10	\$15.00	-	▪
	Brass	991B3	605	2.3	-	-	1	5	\$23.80	-	▪
		991B-613	613	2.3	-	-	1	5	\$27.10	-	▪
		991B-619	619	2.3	-	-	1	5	\$27.10	-	▪
		991B26	625	2.3	-	-	1	5	\$27.10	-	▪
		991B26D	626	2.3	-	-	1	5	\$27.10	-	▪
		991B-643e/716	-	2.3	-	-	1	5	\$27.10	-	▪
25 Screen door pull 	Aluminum	25A3	666	1.2	-	1	20	\$2.70	-		
		25A92	673	1.2	-	-	1	20	\$2.70	-	
		25A-BLK	-	1.2	-	-	1	20	\$3.90	-	
		25A-W	-	1.2	-	-	1	20	\$3.90	-	
		SP25A3	666	30.0	Yes	-	25	25	-	\$67.50	
		SP25A92	673	30.0	Yes	-	25	25	-	\$67.50	


Stocked products will typically ship in 3 business days.

this page intentionally blank

ARCHITECTURAL PULLS & PUSH BARS
DECORATIVE PULLS
PUSH & PULL PLATES
PROTECTION PLATES
EDGE GUARDS
VANDAL RESISTANT TRIM
FLUSH PULLS


MODEL	PLATE SIZE	SUBSTRATE	MODEL NUMBER	BHMA FINISH	MULTIPLE QTY	LIST PRICE EACH	STOCKED
<p>8200 Push plate</p>  <p>Antimicrobial coating US26D-AM or US32D-AM available.</p> <p>See page 48 for optional mounting types and pricing.</p>	3" x 12" (89x306mm)	Brass	8200 US3	605	1	\$40.10	
			8200 US4	606	1	\$40.10	
			8200 US10	612	1	\$44.60	
			8200 US10B	613	1	\$87.30	
			8200 US26	625	1	\$50.00	
			8200 US26D	626	1	\$50.00	
		Aluminum	8200 US28	628	1	\$25.20	
		Stainless	8200 US15	619	1	\$50.00	
			8200 US32D	630	1	\$24.70	
			8200 BLK	631	1	\$40.10	
			8200 695	695	1	\$40.00	
		3.5" x 15" (89x381mm)	Brass	8200 US3	605	1	\$44.00
	8200 US4			606	1	\$44.60	
	8200 US10			612	1	\$52.80	
	8200 US10B			613	1	\$95.00	
	8200 US26			625	1	\$52.80	
	8200 US26D			626	1	\$51.70	
	Aluminum		8200 US28	628	1	\$20.60	
	Stainless		8200 US15	619	1	\$54.30	
			8200 US32D	630	1	\$25.40	▪
			8200 BLK	631	1	\$44.00	
			8200 695	695	1	\$43.40	
	4" x 16" (102x408mm)		Brass	8200 US3	605	1	\$51.70
		8200 US4		606	1	\$51.70	
		8200 US10		612	1	\$59.10	
		8200 US10B		613	1	\$107.50	▪
		8200 US26		625	1	\$60.50	
		8200 US26D		626	1	\$59.10	▪
		Aluminum	8200 US28	628	1	\$19.40	
		Stainless	8200 US15	619	1	\$61.30	
			8200 US32D	630	1	\$29.60	▪
			8200 BLK	631	1	\$51.70	▪
			8200 695	695	1	\$49.10	

Stocked products will typically ship in 3 business days.


MODEL	PLATE SIZE	SUBSTRATE	MODEL NUMBER	BHMA FINISH	MULTIPLE QTY	LIST PRICE EACH	STOCKED
<p>8200 Push plate</p>  <p>Antimicrobial coating US26D-AM or US32D-AM available.</p> <p>See page 48 for optional mounting types and pricing.</p>	6" x 16" (153x408mm)	Brass	8200 US3	605	1	\$83.10	
			8200 US4	606	1	\$83.10	
			8200 US10	612	1	\$92.60	
			8200 US10B	613	1	\$172.40	
			8200 US26	625	1	\$88.10	
		8200 US26D	626	1	\$88.10		
		Aluminum	8200 US28	628	1	\$25.20	
		Stainless	8200 US15	619	1	\$100.70	
			8200 US32D	630	1	\$40.40	▪
			8200 BLK	631	1	\$83.10	
	8200 695	695	1	\$78.70			
	8" x 16" (204x408mm)	Brass	8200 US3	605	1	\$102.40	
			8200 US4	606	1	\$102.40	
			8200 US10	612	1	\$118.00	
			8200 US10B	613	1	\$220.20	
			8200 US26	625	1	\$115.50	
		8200 US26D	626	1	\$115.50		
		Aluminum	8200 US28	628	1	\$31.30	
		Stainless	8200 US15	619	1	\$125.90	
			8200 US32D	630	1	\$56.40	▪
8200 BLK			631	1	\$102.40		
8200 695	695	1	\$100.70				

Stocked products will typically ship in 3 business days.

ARCHITECTURAL PULLS & PUSH BARS
DECORATIVE PULLS
PUSH & PULL PLATES
PROTECTION PLATES
EDGE GUARDS
VANDAL RESISTANT TRIM
FLUSH PULLS


MODEL	PULL CTC	PLATE SIZE	SUBSTRATE	MODEL NUMBER	BHMA FINISH	MULTIPLE QTY	LIST PRICE EACH	STOCKED		
8302 Pull plate  Antimicrobial coating US26D-AM or US32D-AM available. See page 48 for optional mounting types and pricing.	6"	3.5" x 15" (89x381mm)	Brass	8302-6 US3	605	1	\$146.60			
				8302-6 US4	606	1	\$146.60			
				8302-6 US10	612	1	\$167.80			
				8302-6 US10B	613	1	\$230.40			
				8302-6 US26	625	1	\$166.30			
				8302-6 US26D	626	1	\$154.50			
			Aluminum	8302-6 US28	628	1	\$64.40			
			Stainless	8302-6 US15	619	1	\$174.60			
				8302-6 US32D	630	1	\$88.00			
				8302-6 643e/716	-	1	\$174.60			
				8302-6 BLK	631	1	\$146.60			
			8302-6 695	695	1	\$159.40				
			6"	4" x 16" (102x408mm)	Brass	8302-6 US3	605	1	\$154.50	
						8302-6 US4	606	1	\$154.50	
						8302-6 US10	612	1	\$175.30	
	8302-6 US10B	613				1	\$240.10			
	8302-6 US26	625				1	\$174.10			
	8302-6 US26D	626				1	\$161.90			
	Aluminum	8302-6 US28			628	1	\$63.40			
	Stainless	8302-6 US15			619	1	\$181.80			
		8302-6 US32D			630	1	\$91.60	▪		
		8302-6 643e/716			-	1	\$181.80			
		8302-6 BLK			631	1	\$154.50			
		8302-6 695			695	1	\$172.70			
	6"	6" x 16" (153x408mm)			Brass	8302-6 US3	605	1	\$184.80	
						8302-6 US4	606	1	\$184.80	
						8302-6 US10	612	1	\$207.70	
			8302-6 US10B	613		1	\$289.80			
			8302-6 US26	625		1	\$201.70			
			8302-6 US26D	626	1	\$189.80				
Aluminum			8302-6 US28	628	1	\$68.60				
Stainless			8302-6 US15	619	1	\$219.60				
			8302-8 US32D	630	1	\$106.90				
			8302-6 643e/716	-	1	\$219.60				
	8302-6 BLK	631	1	\$184.80						
	8302-6 695	695	1	\$208.50						

Stocked products will typically ship in 3 business days.


MODEL	PULL CTC	PLATE SIZE	SUBSTRATE	MODEL NUMBER	BHMA FINISH	MULTIPLE QTY	LIST PRICE EACH	STOCKED
<p>8302 Pull plate</p>  <p>Antimicrobial coating US26D-AM or US32D-AM available.</p> <p>See page 48 for optional mounting types and pricing.</p>	8"	3.5" x 15" (89x381mm)	Brass	8302-8 US3	605	1	\$158.70	
				8302-8 US4	606	1	\$158.70	
				8302-8 US10	612	1	\$182.10	
				8302-8 US10B	613	1	\$249.90	
				8302-8 US26	625	1	\$178.50	
				8302-8 US26D	626	1	\$166.30	
			Aluminum	8302-8 US28	628	1	\$63.10	
			Stainless	8302-8 US15	619	1	\$189.50	
				8302-8 US32D	630	1	\$95.70	
				8302-8 643e/716	-	1	\$189.50	
				8302-8 BLK	631	1	\$158.70	
				8302-8 695	695	1	\$179.90	
	8"	4" x 16" (102x408mm)	Brass	8302-8 US3	605	1	\$166.30	
				8302-8 US4	606	1	\$166.30	
				8302-8 US10	612	1	\$190.30	
				8302-8 US10B	613	1	\$249.20	
				8302-8 US26	625	1	\$186.20	
				8302-8 US26D	626	1	\$174.10	
			Aluminum	8302-8 US28	628	1	\$64.70	
			Stainless	8302-8 US15	619	1	\$196.90	
				8302-8 US32D	630	1	\$99.50	
				8302-8 643e/716	-	1	\$188.70	
				8302-8 BLK	631	1	\$166.30	
				8302-8 695	695	1	\$179.30	
	8302-8 US3	605		1	\$196.70			
	8"	6" x 16" (153x408mm)	Brass	8302-8 US4	606	1	\$196.70	
				8302-8 US10	612	1	\$222.50	
				8302-8 US10B	613	1	\$309.60	
				8302-8 US26	625	1	\$213.60	
				8302-8 US26D	626	1	\$201.70	
				Aluminum	8302-8 US28	628	1	\$69.90
			Stainless	8302-8 US15	619	1	\$234.60	
				8302-8 US32D	630	1	\$114.90	
				8302-8 643e/716	-	1	\$234.60	
				8302-8 BLK	631	1	\$196.70	
				8302-8 695	695	1	\$222.80	

Stocked products will typically ship in 3 business days.

ARCHITECTURAL PULLS & PUSH BARS
DECORATIVE PULLS
PUSH & PULL PLATES
PROTECTION PLATES
EDGE GUARDS
VANDAL RESISTANT TRIM
FLUSH PULLS


MODEL	PULL CTC	PLATE SIZE	SUBSTRATE	MODEL NUMBER	BHMA FINISH	MULTIPLE QTY	LIST PRICE EACH	STOCKED		
8302 Pull plate  Antimicrobial coating US26D-AM or US32D-AM available. See page 48 for optional mounting types and pricing.	10"	3.5" x 15" (89x381mm)	Brass	8302-0 US3	605	1	\$177.10			
				8302-0 US4	606	1	\$177.10			
				8302-0 US10	612	1	\$203.90			
				8302-0 US10B	613	1	\$278.40			
				8302-0 US26	625	1	\$181.70			
				8302-0 US26D	626	1	\$182.10			
			Aluminum	8302-0 US28	628	1	\$68.60			
			Stainless	8302-0 US15	619	1	\$210.90			
				8302-0 US32D	630	1	\$107.10			
				8302-0 643e/716	-	1	\$210.90			
				8302-0 BLK	631	1	\$177.10			
			8302-0 695	695	1	\$200.40				
			10"	4" x 16" (102x408mm)	Brass	8302-0 US3	605	1	\$185.10	
						8302-0 US4	606	1	\$185.10	
						8302-0 US10	612	1	\$211.90	
	8302-0 US10B	613				1	\$288.10			
	8302-0 US26	625				1	\$189.50			
	8302-0 US26D	626				1	\$190.30			
	Aluminum	8302-0 US28			628	1	\$67.40			
	Stainless	8302-0 US15			619	1	\$218.30			
		8302-0 US32D			630	1	\$110.70	▪		
		8302-0 643e/716			-	1	\$218.30			
		8302-0 BLK			631	1	\$185.10			
		8302-0 695			695	1	\$207.40			
	10"	6" x 16" (153x408mm)			Brass	8302-0 US3	605	1	\$215.40	
						8302-0 US4	606	1	\$215.40	
						8302-0 US10	612	1	\$244.30	
			8302-0 US10B	613		1	\$337.80			
			8302-0 US26	625		1	\$216.90			
			8302-0 US26D	626		1	\$217.80			
Aluminum			8302-0 US28	628	1	\$72.70				
Stainless			8302-0 US15	619	1	\$255.90				
			8302-0 US32D	630	1	\$121.40				
			8302-0 643e/716	-	1	\$255.90				
			8302-0 BLK	631	1	\$215.40				
			8302-0 695	695	1	\$243.00				

Stocked products will typically ship in 3 business days.


MODEL	PULL CTC	PLATE SIZE	SUBSTRATE	MODEL NUMBER	BHMA FINISH	MULTIPLE QTY	LIST PRICE EACH	STOCKED		
8303 Pull plate  Antimicrobial coating US26D-AM or US32D-AM available. See page 48 for optional mounting types and pricing.	8"	3.5" x 15" (89x381mm)	Brass	8303-8 US3	605	1	\$243.30			
				8303-8 US4	606	1	\$243.30			
				8303-8 US10	612	1	\$275.70			
				8303-8 US10B	613	1	\$377.20			
				8303-8 US26	625	1	\$263.70			
				8303-8 US26D	626	1	\$251.60			
			Aluminum	8303-8 US28	628	1	\$81.80			
			Stainless	8303-8 US15	619	1	\$285.80			
				8303-8 US32D	630	1	\$150.30			
				8303-8 643e/716	-	1	\$285.80			
				8303-8 BLK	631	1	\$243.30			
				8303-8 695	695	1	\$271.50			
			8"	4" x 16" (102x408mm)	Brass	8303-8 US3	605	1	\$251.20	
						8303-8 US4	606	1	\$251.20	
						8303-8 US10	612	1	\$283.00	
	8303-8 US10B	613				1	\$387.30			
	8303-8 US26	625				1	\$271.20			
	8303-8 US26D	626				1	\$259.60			
	Aluminum	8303-8 US28			628	1	\$80.40			
	Stainless	8303-8 US15			619	1	\$293.40			
		8303-8 US32D			630	1	\$148.50			
		8303-8 643e/716			-	1	\$293.40			
		8303-8 BLK			631	1	\$251.20			
		8303-8 695			695	1	\$278.70			
	8"	6" x 16" (153x408mm)			Brass	8303-8 US3	605	1	\$281.60	
						8303-8 US4	606	1	\$281.60	
						8303-8 US10	612	1	\$315.60	
			8303-8 US10B	613		1	\$436.80			
			8303-8 US26	625		1	\$298.60			
			8303-8 US26D	626		1	\$287.10			
Aluminum			8303-8 US28	628	1	\$85.50				
Stainless			8303-8 US15	619	1	\$330.70				
			8303-8 US32D	630	1	\$165.60				
			8303-8 643e/716	-	1	\$330.70				
			8303-8 BLK	631	1	\$281.60				
			8303-8 695	695	1	\$314.30				

Stocked products will typically ship in 3 business days.

ARCHITECTURAL PULLS & PUSH BARS
DECORATIVE PULLS
PUSH & PULL PLATES
PROTECTION PLATES
EDGE GUARDS
VANDAL RESISTANT TRIM
FLUSH PULLS


MODEL	PULL CTC	PLATE SIZE	SUBSTRATE	MODEL NUMBER	BHMA FINISH	MULTIPLE QTY	LIST PRICE EACH	STOCKED		
8303 Pull plate  Antimicrobial coating US26D-AM or US32D-AM available. See page 48 for optional mounting types and pricing.	10"	3.5" x 15" (89x381mm)	Brass	8303-0 US3	605	1	\$263.80			
				8303-0 US4	606	1	\$263.80			
				8303-0 US10	612	1	\$303.70			
				8303-0 US10B	613	1	\$404.50			
				8303-0 US26	625	1	\$283.00			
				8303-0 US26D	626	1	\$271.40			
			Aluminum	8303-0 US28	628	1	\$84.70			
			Stainless	8303-0 US15	619	1	\$314.80			
				8303-0 US32D	630	1	\$158.40			
				8303-0 643e/716	-	1	\$306.50			
				8303-0 BLK	631	1	\$263.80			
				8303-0 695	695	1	\$291.20			
			10"	4" x 16" (102x408mm)	Brass	8303-0 US3	605	1	\$271.40	
						8303-0 US4	606	1	\$271.40	
	8303-0 US10	612				1	\$311.40			
	8303-0 US10B	613				1	\$397.10			
	8303-0 US26	625				1	\$291.00			
	8303-0 US26D	626				1	\$278.90			
	Aluminum	8303-0 US28			628	1	\$83.30			
	Stainless	8303-0 US15			619	1	\$321.80			
		8303-0 US32D			630	1	\$162.40	▪		
		8303-0 643e/716			-	1	\$300.80			
		8303-0 BLK			631	1	\$271.40			
		8303-0 695			695	1	\$285.80			
	10"	6" x 16" (153x408mm)			Brass	8303-0 US3	605	1	\$302.00	
						8303-0 US4	606	1	\$302.00	
			8303-0 US10	612		1	\$343.80			
			8303-0 US10B	613		1	\$463.90			
8303-0 US26			625	1		\$318.40				
8303-0 US26D			626	1		\$306.90				
Aluminum			8303-0 US28	628	1	\$88.70				
Stainless			8303-0 US15	619	1	\$359.90				
			8303-0 US32D	630	1	\$172.90				
			8303-0 643e/716	-	1	\$351.40				
			8303-0 BLK	631	1	\$302.00				
			8303-0 695	695	1	\$333.80				

Stocked products will typically ship in 3 business days.


MODEL	PULL CTC	PLATE SIZE	SUBSTRATE	MODEL NUMBER	BHMA FINISH	MULTIPLE QTY	LIST PRICE EACH	STOCKED
<p>8305 Pull plate</p>  <p>Antimicrobial coating US26D-AM or US32D-AM available.</p> <p>See page 48 for optional mounting types and pricing.</p>	6"	3.5" x 15" (89x381mm)	Brass	8305-6 US3	605	1	\$155.20	
				8305-6 US4	606	1	\$155.20	
				8305-6 US10	612	1	\$187.30	
				8305-6 US10B	613	1	\$255.30	
				8305-6 US26	625	1	\$163.60	
				8305-6 US26D	626	1	\$154.80	
			Aluminum	8305-6 US28	628	1	\$69.90	
			Stainless	8305-6 US15	619	1	\$193.20	
				8305-6 US32D	630	1	\$111.20	
				8305-6 643e/716	-	1	\$193.20	
				8305-6 BLK	631	1	\$155.20	
				8305-6 695	695	1	\$183.70	
	6"	4" x 16" (102x408mm)	Brass	8305-6 US3	605	1	\$163.00	
				8305-6 US4	606	1	\$163.00	
				8305-6 US10	612	1	\$194.60	
				8305-6 US10B	613	1	\$264.80	
				8305-6 US26	625	1	\$171.30	
				8305-6 US26D	626	1	\$162.40	
			Aluminum	8305-6 US28	628	1	\$68.90	
			Stainless	8305-6 US15	619	1	\$200.60	
				8305-6 US32D	630	1	\$110.60	
				8305-6 643e/716	-	1	\$200.60	
				8305-6 BLK	631	1	\$163.00	
				8305-6 695	695	1	\$190.60	
	8305-6 US3	605		1	\$193.50			
	6"	6" x 16" (153x408mm)	Brass	8305-6 US4	606	1	\$193.50	
				8305-6 US10	612	1	\$227.90	
				8305-6 US10B	613	1	\$315.00	
				8305-6 US26	625	1	\$199.00	
				8305-6 US26D	626	1	\$190.30	
				Aluminum	8305-6 US28	628	1	\$74.10
			Stainless	8305-6 US15	619	1	\$238.70	
				8305-6 US32D	630	1	\$126.70	
				8305-6 643e/716	-	1	\$238.70	
				8305-6 BLK	631	1	\$193.50	
				8305-6 695	695	1	\$226.60	

Stocked products will typically ship in 3 business days.

ARCHITECTURAL PULLS & PUSH BARS
DECORATIVE PULLS
PUSH & PULL PLATES
PROTECTION PLATES
EDGE GUARDS
VANDAL RESISTANT TRIM
FLUSH PULLS


MODEL	PULL CTC	PLATE SIZE	SUBSTRATE	MODEL NUMBER	BHMA FINISH	MULTIPLE QTY	LIST PRICE EACH	STOCKED		
<p>8305 Pull plate</p>  <p>Antimicrobial coating US26D-AM or US32D-AM available.</p> <p>See page 48 for optional mounting types and pricing.</p>	8"	3.5" x 15" (89x381mm)	Brass	8305-8 US3	605	1	\$213.60			
				8305-8 US4	606	1	\$213.60			
				8305-8 US10	612	1	\$235.50			
				8305-8 US10B	613	1	\$314.60			
				8305-8 US26	625	1	\$228.60			
				8305-8 US26D	626	1	\$228.60			
			Aluminum	8305-8 US28	628	1	\$80.50			
			Stainless	8305-8 US15	619	1	\$238.40			
				8305-8 US32D	630	1	\$148.50			
				8305-8 643e/716	-	1	\$238.40			
				8305-8 BLK	631	1	\$213.60			
				8305-8 695	695	1	\$226.50			
			8"	4" x 16" (102x408mm)	Brass	8305-8 US3	605	1	\$221.60	
						8305-8 US4	606	1	\$221.60	
	8305-8 US10	612				1	\$243.30			
	8305-8 US10B	613				1	\$324.60			
	8305-8 US26	625				1	\$236.00			
	8305-8 US26D	626				1	\$236.00			
	Aluminum	8305-8 US28			628	1	\$79.60			
	Stainless	8305-8 US15			619	1	\$245.90			
		8305-8 US32D			630	1	\$146.10			
		8305-8 643e/716			-	1	\$245.90			
		8305-8 BLK			631	1	\$221.60			
		8305-8 695			695	1	\$233.50			
	8"	6" x 16" (153x408mm)			Brass	8305-8 US3	605	1	\$251.60	
						8305-8 US4	606	1	\$251.60	
			8305-8 US10	612		1	\$276.30			
			8305-8 US10B	613		1	\$374.00			
8305-8 US26			625	1		\$263.80				
8305-8 US26D			626	1		\$263.80				
Aluminum			8305-8 US28	628	1	\$84.90				
Stainless			8305-8 US15	619	1	\$283.30				
			8305-8 US32D	630	1	\$163.30				
			8305-8 643e/716	-	1	\$283.30				
			8305-8 BLK	631	1	\$251.60				
			8305-8 695	695	1	\$269.00				

Stocked products will typically ship in 3 business days.

MODEL	PULL CTC	PLATE SIZE	SUBSTRATE	MODEL NUMBER	BHMA FINISH	MULTIPLE QTY	LIST PRICE EACH	STOCKED		
<p>8305 Pull plate</p>  <p>Antimicrobial coating US26D-AM or US32D-AM available.</p> <p>See page 48 for optional mounting types and pricing.</p>	10"	3.5" x 15" (89x381mm)	Brass	8305-0 US3	605	1	\$228.20			
				8305-0 US4	606	1	\$228.20			
				8305-0 US10	612	1	\$256.90			
				8305-0 US10B	613	1	\$343.00			
				8305-0 US26	625	1	\$243.00			
				8305-0 US26D	626	1	\$243.00			
			Aluminum	8305-0 US28	628	1	\$82.70			
			Stainless	8305-0 US15	619	1	\$259.80			
				8305-0 US32D	630	1	\$162.90			
				8305-0 643e/716	-	1	\$259.80			
				8305-0 BLK	631	1	\$228.20			
				8305-0 695	695	1	\$246.80			
			10"	4" x 16" (102x408mm)	Brass	8305-0 US3	605	1	\$235.50	
						8305-0 US4	606	1	\$235.50	
						8305-0 US10	612	1	\$264.70	
	8305-0 US10B	613				1	\$352.50			
	8305-0 US26	625				1	\$250.90			
	8305-0 US26D	626				1	\$250.90			
	Aluminum	8305-0 US28			628	1	\$81.10			
	Stainless	8305-0 US15			619	1	\$267.00			
		8305-0 US32D			630	1	\$159.80			
		8305-0 643e/716			-	1	\$267.00			
		8305-0 BLK			631	1	\$235.50			
		8305-0 695			695	1	\$253.70			
	10"	6" x 16" (153x408mm)			Brass	8305-0 US3	605	1	\$265.90	
						8305-0 US4	606	1	\$265.90	
						8305-0 US10	612	1	\$297.40	
			8305-0 US10B	613		1	\$402.00			
			8305-0 US26	625		1	\$278.10			
			8305-0 US26D	626		1	\$278.10			
Aluminum			8305-0 US28	628	1	\$86.40				
Stainless			8305-0 US15	619	1	\$304.60				
			8305-0 US32D	630	1	\$177.60				
			8305-0 643e/716	-	1	\$304.60				
			8305-0 BLK	631	1	\$265.90				
			8305-0 695	695	1	\$289.40				

Stocked products will typically ship in 3 business days.

ARCHITECTURAL PULLS & PUSH BARS
DECORATIVE PULLS
PUSH & PULL PLATES
PROTECTION PLATES
EDGE GUARDS
VANDAL RESISTANT TRIM
FLUSH PULLS

MODEL	PULL CTC	PLATE SIZE	SUBSTRATE	MODEL NUMBER	BHMA FINISH	MULTIPLE QTY	LIST PRICE EACH	STOCKED	
8311 Pull plate  Antimicrobial coating US26D-AM or US32D-AM available. See page 48 for optional mounting types and pricing.	5" (Actual CTC = 5-1/4")	3.5" x 15" (89x381mm)	Brass	8311-5 US3	605	1	\$149.70		
				8311-5 US4	606	1	\$149.70		
				8311-5 US10	612	1	\$169.00		
				8311-5 US10B	613	1	\$226.60		
				8311-5 US26	625	1	\$157.40		
				8311-5 US26D	626	1	\$164.30		
			Aluminum	8311-5 US28	628	1	\$88.10		
				Stainless	8311-5 US15	619	1	\$171.60	
					8311-5 US32D	630	1	\$123.20	
					8311-5 643e/716	-	1	\$171.60	
					8311-5 BLK	631	1	\$149.70	
					8311-5 695	695	1	\$163.00	
	5" (Actual CTC = 5-1/4")	4" x 16" (102x408mm)	Brass	8311-5 US3	605	1	\$157.40		
				8311-5 US4	606	1	\$157.40		
				8311-5 US10	612	1	\$176.80		
				8311-5 US10B	613	1	\$236.60		
				8311-5 US26	625	1	\$165.00		
				8311-5 US26D	626	1	\$171.80		
			Aluminum	8311-5 US28	628	1	\$86.60		
				Stainless	8311-5 US15	619	1	\$179.30	
					8311-5 US32D	630	1	\$122.10	
					8311-5 643e/716	-	1	\$179.30	
					8311-5 BLK	631	1	\$157.40	
					8311-5 695	695	1	\$170.40	
	5" (Actual CTC = 5-1/4")	6" x 16" (153x408mm)	Brass	8311-5 US3	605	1	\$187.60		
				8311-5 US4	606	1	\$187.60		
				8311-5 US10	612	1	\$209.40		
				8311-5 US10B	613	1	\$286.10		
8311-5 US26				625	1	\$192.70			
8311-5 US26D				626	1	\$199.50			
Aluminum			8311-5 US28	628	1	\$91.80			
			Stainless	8311-5 US15	619	1	\$216.90		
				8311-5 US32D	630	1	\$138.80		
				8311-5 643e/716	-	1	\$216.90		
				8311-5 BLK	631	1	\$187.60		
				8311-5 695	695	1	\$206.00		

Stocked products will typically ship in 3 business days.



View service parts on page 199

Stocked protection plates

MODEL	SUBSTRATE	BHMA FINISH	US REFERENCE	MODEL NUMBER	PLATE SIZE	LIST PRICE EACH	
<p>8400 Protection plate</p> <p>All protection plates come standard with 4 beveled edges and counter sunk holes (B-CS) at no extra charge.</p>	Brass	613	US10B	KPLATE.14085	8" x 34"	\$332.30	
				KPLATE.20578	10" x 34"	\$415.40	
	Stainless	BLK	BLK	KP8400-5.KPLATE.10001	10" x 34"	\$211.10	
				KP8400-1.KPLATE.27785	4" x 34"	\$39.00	
				KP8400-1.KPLATE.27786	4" x 35"	\$41.10	
				KP8400-1.KPLATE.27771	6" x 34"	\$58.40	
				KP8400-1.KPLATE.27875	6" x 35"	\$61.90	
				KPLATE.13393	8" x 34"	\$68.90	
				KPLATE.13267	8" x 34.5"	\$73.10	
				KPLATE.13270	8" x 35"	\$73.10	
				KPLATE.14511	8" x 40"	\$81.10	
				KPLATE.13852	8" x 46"	\$93.30	
				KPLATE.20055	10" x 22"	\$55.70	
				KPLATE.22356	10" x 23"	\$60.90	
				KPLATE.20133	10" x 28"	\$71.10	
				KPLATE.21416	10" x 30"	\$76.10	
				KPLATE.20054	10" x 32"	\$81.10	
				KPLATE.11623	10" x 34"	\$86.30	
				KPLATE.19824	10" x 34.5"	\$91.30	
		Stainless	630	US32D	KPLATE.11624	10" x 35"	\$91.30
					KPLATE.14132	10" x 38"	\$96.30
					KPLATE.13480	10" x 40"	\$101.50
					KPLATE.20198	10" x 41"	\$106.50
					KPLATE.14133	10" x 42"	\$106.50
					KPLATE.22899	10" x 43"	\$111.70
					KPLATE.13481	10" x 46"	\$116.60
					KPLATE.20199	10" x 47"	\$121.70
					KPLATE.13331	12" x 34"	\$103.50
					KPLATE.13935	12" x 40"	\$121.70
					KPLATE.13498	16" x 34"	\$137.90
				KPLATE.21935	30" x 34"	\$280.80	
				KPLATE.13442	34" x 34"	\$318.20	
				KPLATE.21802	34" x 35"	\$337.00	
				KPLATE.21526	34" x 40"	\$374.40	
				KPLATE.20738	34" x 46"	\$430.70	
				KPLATE.20764	36" x 34"	\$337.00	
				KPLATE.21740	36" x 46"	\$455.90	

Stocked products will typically ship in 3 business days.

8400 Protection plates

List Price (per 100 square inches)

FINISH	BHMA	SUBSTRATE	MAX SIZE	UNDER 8"	8" ≤ 16"	OVER 16" ≤ 36"	OVER 36" ≤ 48"
US3	605	Brass	24" x 48"	\$81.00	\$76.60	\$101.30	N/A
US4	606	Brass	24" x 48"	\$81.00	\$76.60	\$101.30	N/A
US10	612	Brass	24" x 48"	\$90.50	\$86.00	\$113.20	N/A
US10B	613	Brass	36" x 48"	\$131.00	\$122.10	\$160.90	N/A
US15	619	Stainless	24" x 48"	\$92.10	\$87.80	\$113.20	N/A
US26	625	Stainless	36" x 48"	\$89.00	\$84.70	\$113.20	N/A
US26D	626	Stainless	24" x 48"	\$89.00	\$84.70	\$113.20	\$113.20
US28	628	Aluminum	48" x 48"	\$27.50	\$23.00	\$25.20	\$25.20
US32	629	Stainless	48" x 48"	\$65.70	\$62.00	\$63.40	\$63.40
US32D	630	Stainless	48" x 48"	\$29.90	\$26.40	\$28.80	\$28.80
695	695	Stainless	24" x 48"	\$73.50	\$68.80	\$90.50	N/A
CLR	CLR	Plastic	48" x 48"	\$24.90	\$19.50	\$22.60	\$22.60
BLK	BLK	Stainless	24" x 48"	\$65.70	\$62.00	\$63.40	N/A
P-BLK	P-BLK	Plastic	48" x 48"	\$24.90	\$19.50	\$22.60	\$22.60

Kick plates must be ordered in 1/2" increments.

8400 Options

MODEL NO.	DESCRIPTION	SIZE	LIST ADD PER PLATE
B-CS	Hand bevel four edges (B4E) and counter sunk holes		Standard
B-NH	No mounting holes - 605, 606, 628, 629, 630, CLR, P-BLK only (Not available on 8402)		\$40.00
B-NHA	No mounting holes with adhesive - 605, 606, 628, 629, 630, CLR, BLK only (Not available on 8402)	12" and under	\$40.00
		Over 12" up to 48"	\$83.00
TK-TX	Includes self-drilling TEK Screws and Torx® brand Security screws (package of 16 each)		\$19.00
ERS	Prepped for extra row of screws (For extra mounting hole option, customer must specify location and quantity of holes required)		Consult factory
8401	Gasket tape kit (sold separately)	Fits 8" x 34"	\$32.00 ea.
8402	UL label kick plate (not available on plastic kick plates)		\$29.00 ea.










Door plate hundred square inch sizing chart

		WIDTH														
		22	24	26	28	30	32	34	36	38	40	42	44	46	48	
HEIGHT	inches	4	0.88	0.96	1.04	1.12	1.2	1.28	1.36	1.44	1.52	1.6	1.68	1.76	1.84	1.92
	6	1.32	1.44	1.56	1.68	1.8	1.92	2.04	2.16	2.28	2.4	2.52	2.64	2.76	2.88	
	8	1.76	1.92	2.08	2.24	2.4	2.56	2.72	2.88	3.04	3.2	3.36	3.52	3.68	3.84	
	10	2.2	2.4	2.6	2.8	3	3.2	3.4	3.60	3.80	4	4.2	4.4	4.6	4.8	
	12	2.64	2.88	3.12	3.36	3.6	3.84	4.08	4.32	4.56	4.8	5.04	5.28	5.52	5.76	
	14	3.08	3.36	3.64	3.92	4.2	4.48	4.76	5.04	5.32	5.6	5.88	6.16	6.44	6.72	
	16	3.52	3.84	4.16	4.48	4.8	5.12	5.44	5.76	6.08	6.4	6.72	7.04	7.36	7.68	
	18	3.96	4.32	4.68	5.04	5.4	5.76	6.12	6.48	6.84	7.2	7.56	7.92	8.28	8.64	
	20	4.4	4.8	5.2	5.6	6	6.4	6.8	7.20	7.60	8	8.4	8.8	9.2	9.6	
	22	4.84	5.28	5.72	6.16	6.6	7.04	7.48	7.92	8.36	8.8	9.24	9.68	10.12	10.56	
	24	5.28	5.76	6.24	6.72	7.2	7.68	8.16	8.64	9.12	9.6	10.08	10.56	11.04	11.52	
	26	5.72	6.24	6.76	7.28	7.8	8.32	8.84	9.36	9.88	10.4	10.92	11.44	11.96	12.48	
	28	6.16	6.72	7.28	7.84	8.4	8.96	9.52	10.08	10.64	11.2	11.76	12.32	12.88	13.44	
	30	6.6	7.2	7.8	8.4	9	9.6	10.2	10.80	11.40	12	12.6	13.2	13.8	14.4	
	32	7.04	7.68	8.32	8.96	9.6	10.24	10.88	11.52	12.16	12.8	13.44	14.08	14.72	15.36	
	34	7.48	8.16	8.84	9.52	10.2	10.88	11.56	12.24	12.92	13.6	14.28	14.96	15.64	16.32	
36	7.92	8.64	9.36	10.08	10.8	11.52	12.24	12.96	13.68	14.4	15.12	15.84	16.56	17.28		
38	8.36	9.12	9.88	10.64	11.4	12.16	12.92	13.68	14.44	15.2	15.96	16.72	17.48	18.24		
40	8.8	9.6	10.4	11.2	12	12.8	13.6	14.40	15.20	16	16.8	17.6	18.4	19.2		
42	9.24	10.08	10.92	11.76	12.6	13.44	14.28	15.12	15.96	16.8	17.64	18.48	19.32	20.16		
44	9.68	10.56	11.44	12.32	13.2	14.08	14.96	15.84	16.72	17.6	18.48	19.36	20.24	21.12		
46	10.12	11.04	11.96	12.88	13.8	14.72	15.64	16.56	17.48	18.4	19.32	20.24	21.16	22.08		
48	10.56	11.52	12.48	13.44	14.4	15.36	16.32	17.28	18.24	19.2	20.16	21.12	22.08	23.04		

How to price protection plates:

- Look to see if the desired plate is in the Stocked table. If it is, use this price shown.
- If the plate is not a stocked plate,
 - Determine the hundred square inch size using the Door plate hundred square inch sizing chart above. If ordering in increments not shown on the chart, use the next larger size (height and/or width) shown in the chart.
Example: For a 6-1/2" x 33-1/2" plate, use 8" x 34" = 2.72 sq. inches
 - Determine the list price for the height of plate and desired finish from the List Price (per 100 square inches) table.
Example: For a 6-1/2" height plate in 630 (US32D) finish, use Under 8" column = \$29.90
For base plate pricing, multiply square inch size from part a) x the list price from b).
Example = 2.72 sq. inches x \$29.90 = \$81.32
- If any options are desired, then add the list add per plate pricing to the base plate pricing.
For a 8402 8" x 34" US32D TK-TX, use the following:
Example = 2.72 sq. inches x \$26.40 (base price) + \$29.00 (for UL) + \$20.00 (for TK-TX) = \$119.80

Completed order form required with each PO.










MODEL	STYLE	SIZE	630	629	630-AM	605	606	612	613	628
			606 Satin Stainless	US32 Buff Stainless	US32D-AM Satin Stainless-AM	US3 Buff Brass	US4 Satin Brass	US10 Satin Bronze	US10B Oil-Rubbed Bronze	US28 Clear Anodized Aluminum
7300 	Mortise	Up to 42"	\$78.00	\$110.00	\$143.00	\$143.00	\$143.00	\$179.00	\$179.00	\$74.00
		Up to 96"	\$158.00	\$221.00	\$286.00	\$286.00	\$286.00	\$356.00	\$356.00	\$150.00
		Up to 120"	\$203.00	\$282.00	\$362.00	\$362.00	\$362.00	\$455.00	\$455.00	\$192.00
7301 	Mortise, beveled	Up to 42"	\$78.00	\$110.00	\$143.00	\$143.00	\$143.00	\$179.00	\$179.00	\$74.00
		Up to 96"	\$158.00	\$221.00	\$286.00	\$286.00	\$286.00	\$356.00	\$356.00	\$150.00
		Up to 120"	\$203.00	\$282.00	\$362.00	\$362.00	\$362.00	\$455.00	\$455.00	\$192.00
7302 	Mortise, wrap	Up to 42"	\$113.00	\$158.00	\$205.00	\$205.00	\$205.00	\$256.00	\$256.00	\$108.00
		Up to 96"	\$216.00	\$302.00	\$389.00	\$389.00	\$389.00	\$487.00	\$487.00	\$206.00
		Up to 120"	\$275.00	\$384.00	\$493.00	\$493.00	\$493.00	\$617.00	\$617.00	\$262.00
7302B 	Mortise, wrap beveled	Up to 42"	\$113.00	\$158.00	\$205.00	\$205.00	\$205.00	\$256.00	\$256.00	\$108.00
		Up to 96"	\$216.00	\$302.00	\$389.00	\$389.00	\$389.00	\$487.00	\$487.00	\$206.00
		Up to 120"	\$275.00	\$384.00	\$493.00	\$493.00	\$493.00	\$617.00	\$617.00	\$262.00
7303 	Mortise, bull	Up to 42"	\$146.00	\$146.00	\$265.00	\$265.00	\$265.00	\$331.00	\$331.00	\$140.00
		Up to 96"	\$275.00	\$275.00	\$493.00	\$493.00	\$493.00	\$617.00	\$617.00	\$262.00
		Up to 120"	\$347.00	\$347.00	\$622.00	\$622.00	\$622.00	\$778.00	\$778.00	\$328.00
7304 	Non- mortise	Up to 42"	\$78.00	\$110.00	\$143.00	\$143.00	\$143.00	\$179.00	\$179.00	\$74.00
		Up to 96"	\$158.00	\$221.00	\$286.00	\$286.00	\$286.00	\$356.00	\$356.00	\$150.00
		Up to 120"	\$203.00	\$282.00	\$362.00	\$362.00	\$362.00	\$455.00	\$455.00	\$192.00
7305 	Non- mortise, beveled	Up to 42"	\$78.00	\$110.00	\$143.00	\$143.00	\$143.00	\$179.00	\$179.00	\$74.00
		Up to 96"	\$158.00	\$221.00	\$286.00	\$286.00	\$286.00	\$356.00	\$356.00	\$150.00
		Up to 120"	\$203.00	\$282.00	\$362.00	\$362.00	\$362.00	\$455.00	\$455.00	\$192.00
7306 	Non- mortise, wrap	Up to 42"	\$113.00	\$158.00	\$205.00	\$205.00	\$205.00	\$256.00	\$256.00	\$108.00
		Up to 96"	\$216.00	\$302.00	\$389.00	\$389.00	\$389.00	\$487.00	\$487.00	\$206.00
		Up to 120"	\$275.00	\$384.00	\$493.00	\$493.00	\$493.00	\$617.00	\$617.00	\$262.00
7306B 	Non- mortise, wrap beveled	Up to 42"	\$113.00	\$158.00	\$205.00	\$205.00	\$205.00	\$256.00	\$256.00	\$108.00
		Up to 96"	\$216.00	\$302.00	\$389.00	\$389.00	\$389.00	\$487.00	\$487.00	\$206.00
		Up to 120"	\$275.00	\$384.00	\$493.00	\$493.00	\$493.00	\$617.00	\$617.00	\$262.00

Completed order form required with each PO.

Length: 1/8" Increments, min = 12", max = 120"

Order form and brochure available on us.allegion.com/ivesEdgeGuardOrdering

Completed order form required with each PO.




MODEL	STYLE	SIZE	630	629	630-AM	605	606	612	613	628
			606 Satin Stainless	US32 Buff Stainless	US32D-AM Satin Stainless-AM	US3 Buff Brass	US4 Satin Brass	US10 Satin Bronze	US10B Oil-Rubbed Bronze	US28 Clear Anodized Aluminum
7307 	Non-mortise, bull	Up to 42"	\$146.00	\$206.00	\$265.00	\$265.00	\$265.00	\$331.00	\$331.00	\$140.00
		Up to 96"	\$275.00	\$384.00	\$493.00	\$493.00	\$493.00	\$617.00	\$617.00	\$262.00
		Up to 120"	\$347.00	\$484.00	\$622.00	\$622.00	\$622.00	\$778.00	\$778.00	\$328.00
7308 	Overlap	Up to 42"	\$108.00	\$150.00	\$194.00	\$194.00	\$194.00	\$244.00	\$244.00	\$102.00
		Up to 96"	\$186.00	\$263.00	\$337.00	\$337.00	\$337.00	\$422.00	\$422.00	\$179.00
		Up to 120"	\$239.00	\$334.00	\$427.00	\$427.00	\$427.00	\$534.00	\$534.00	\$227.00
7309 	Overlap, beveled	Up to 42"	\$108.00	\$150.00	\$194.00	\$194.00	\$194.00	\$244.00	\$244.00	\$102.00
		Up to 96"	\$186.00	\$263.00	\$337.00	\$337.00	\$337.00	\$422.00	\$422.00	\$179.00
		Up to 120"	\$239.00	\$334.00	\$427.00	\$427.00	\$427.00	\$534.00	\$534.00	\$227.00
7310 	Overlap, wrap	Up to 42"	\$149.00	\$210.00	\$269.00	\$269.00	\$269.00	\$337.00	\$337.00	\$143.00
		Up to 96"	\$245.00	\$343.00	\$440.00	\$440.00	\$440.00	\$552.00	\$552.00	\$233.00
		Up to 120"	\$311.00	\$434.00	\$557.00	\$557.00	\$557.00	\$697.00	\$697.00	\$293.00
7310B 	Overlap, wrap beveled	Up to 42"	\$149.00	\$210.00	\$269.00	\$269.00	\$269.00	\$337.00	\$337.00	\$143.00
		Up to 96"	\$245.00	\$343.00	\$440.00	\$440.00	\$440.00	\$552.00	\$552.00	\$233.00
		Up to 120"	\$311.00	\$434.00	\$557.00	\$557.00	\$557.00	\$697.00	\$697.00	\$293.00
7311 	Overlap, bull	Up to 42"	\$158.00	\$221.00	\$286.00	\$286.00	\$286.00	\$356.00	\$356.00	\$150.00
		Up to 96"	\$288.00	\$403.00	\$518.00	\$518.00	\$518.00	\$649.00	\$649.00	\$275.00
		Up to 120"	\$360.00	\$505.00	\$649.00	\$649.00	\$649.00	\$811.00	\$811.00	\$343.00
7310S 	Semi-overlap, wrap	Up to 42"	\$158.00	\$221.00	\$286.00	\$286.00	\$286.00	\$356.00	\$356.00	\$150.00
		Up to 96"	\$288.00	\$403.00	\$518.00	\$518.00	\$518.00	\$649.00	\$649.00	\$275.00
		Up to 120"	\$360.00	\$505.00	\$649.00	\$649.00	\$649.00	\$811.00	\$811.00	\$343.00
7310SB 	Semi-overlap, wrap beveled	Up to 42"	\$158.00	\$221.00	\$286.00	\$286.00	\$286.00	\$356.00	\$356.00	\$150.00
		Up to 96"	\$288.00	\$403.00	\$518.00	\$518.00	\$518.00	\$649.00	\$649.00	\$275.00
		Up to 120"	\$360.00	\$505.00	\$649.00	\$649.00	\$649.00	\$811.00	\$811.00	\$343.00
7302-A 	Mortise, astragal	Up to 42"	\$149.00	-	-	-	-	-	-	-
		Up to 96"	\$245.00	-	-	-	-	-	-	-
		Up to 120"	\$311.00	-	-	-	-	-	-	-

Completed order form required with each PO.

Length: 1/8" Increments, min = 12", max = 120"

Order form and brochure available on us.allegion.com/ivesEdgeGuardOrdering

Completed order form required with each PO.

MODEL	STYLE	SIZE	630	629	630-AM	605	606	612	613	628
			606 Satin Stainless	US32 Buff Stainless	US32D-AM Satin Stainless-AM	US3 Buff Brass	US4 Satin Brass	US10 Satin Bronze	US10B Oil-Rubbed Bronze	US28 Clear Anodized Aluminum
7302B-A 	Mortise, astragal beveled	Up to 42"	\$149.00							
		Up to 96"	\$245.00	-	-	-	-	-	-	-
		Up to 120"	\$311.00							
7306-A 	Non-mortise, astragal	Up to 42"	\$149.00							
		Up to 96"	\$245.00	-	-	-	-	-	-	-
		Up to 120"	\$311.00							
7306B-A 	Non-mortise, astragal beveled	Up to 42"	\$149.00							
		Up to 96"	\$245.00	-	-	-	-	-	-	-
		Up to 120"	\$311.00							

Completed order form required with each PO.










Length: 1/8" Increments, min = 12", max = 120"

Order form and brochure available on us.allegion.com/ivesEdgeGuardOrdering

EDGE GUARD OPTIONS	OPTIONS	LIST ADD
UL rating	-	\$22.00
TEK/TORX (TK/TX) screws	-	\$20.00
Each cutout	-	\$32.00
Handing options	LH, RH, LHR, RHR	
Door type	Active/Inactive (required for astragal models)	
Door thickness	1-3/4" standard, optional 2" or 2-1/4"	

CUTOUT OPTIONS	OPTIONS
No. 1 cylinder strike	1-1/8" x 2-3/4"
No. 2 ASA strike	1-1/4" x 4-7/8"
No. 3 auto and constant latch flush bolt	1" x 6-3/4"
No. 4 constant latch flush bolt - wood doors	1" x 8-1/2"
No. 5 mortise lock	1-1/4" x 8"
No. 6 latch bolt	1-1/8" x 2-1/4"
No. 7 hinge	1 x 4-1/2"
No. 8 hinge	1" x 5"
No. 9 auxiliary fire latch inactive	1" diameter
No. 10 auxiliary fire latch active	1" x 1-49/64"


Up to three cutouts allowed on standard orders.

MODEL	MODEL IMAGES	COMPATIBILITY	SUBSTRATE	MODEL NUMBER	BHMA FINISH	PACKED PER BOX	LIST PRICE EACH	STOCKED
VR810DT/VR814DT Vandal resistant trim Non-handed Pull operation only		For use with Falcon XX, 18 and 25 Series exit devices	Stainless	VR810-DT US32D	630	1	\$402.50	
				VR814-DT US32D	630	1	\$402.50	
VR810NL/VR814NL Vandal resistant trim		For use with Falcon XX, 18 and 25 Series exit devices	Stainless	VR810-NL RHR US32D	630	1	\$402.50	
				VR810-NL LHR US32D	630	1	\$402.50	
				VR814-NL RHR US32D	630	1	\$402.50	
				VR814-NL LHR US32D	630	1	\$402.50	
VR810NL-V/VR814NL-V Vandal resistant trim Non-handed, horizontal keyway		For use with Falcon 25-R or 25-V Series exit devices	Stainless	VR810-NL-V US32D	630	1	\$402.50	
				VR814-NL-V US32D	630	1	\$402.50	
VR900/VR904 Vandal resistant trim		For use with most mortise locks on outswinging doors	Stainless	VR900 LHR US32D	630	1	\$402.50	
				VR900 RHR US32D	630	1	\$402.50	▪
				VR904 LHR US32D	630	1	\$402.50	
				VR904 RHR US32D	630	1	\$402.50	
VR900LLP/VR904LLP Vandal resistant trim LLP = Less lock protectors		For use with most mortise locks on inswinging doors	Stainless	VR900-LLP LH US32D	630	1	\$402.50	
				VR900-LLP RH US32D	630	1	\$402.50	
				VR904-LLP LH US32D	630	1	\$402.50	
				VR904-LLP RH US32D	630	1	\$402.50	
VR910DT/VR914DT Vandal resistant trim Non-handed Pull operation only		For use with Von Duprin 98/99 Series rim and vertical rod exit devices	Stainless	VR910-DT US32D	630	1	\$402.50	▪
				VR914-DT US32D	630	1	\$402.50	
VR910NL/VR914NL Vandal resistant trim		For use with Von Duprin 98/99 Series rim and vertical rod exit devices	Stainless	VR910-NL US32D	630	1	\$402.50	▪
				VR914-NL US32D	630	1	\$402.50	
VR910M-DT/VR914M-DT Vandal resistant trim Non-handed		For use with Von Duprin 9875/9975 mortise lock exit devices	Stainless	VR910M-DT US32D	630	1	\$402.50	
				VR914M-DT US32D	630	1	\$402.50	
VR910M-NL/VR914M-NL Vandal resistant trim		For use with Von Duprin 9875/9975 mortise lock exit devices	Stainless	VR910M-NL LHR US32D	630	1	\$402.50	
				VR910M-NL RHR US32D	630	1	\$402.50	
				VR914M-NL LHR US32D	630	1	\$402.50	
				VR914M-NL RHR US32D	630	1	\$402.50	



Through Bolt mounting available, specify SNB mounting when ordering.
 Stocked products will typically ship in 3 business days.








View service parts on page 206

MODEL	SUBSTRATE	MODEL NUMBER	BHMA FINISH	WEIGHT	MUST BE ORDERED IN MULTIPLE QTY	MULTIPLE QTY	PACKED PER BOX	LIST PRICE		STOCKED
								EACH	PACKAGE	
22 Flush pull, rectangular 1-5/16" high x 3-1/8" wide x 7/16" deep 	Brass	22B3	605	1.1	-	1	20	\$4.50	-	
		22B5	609	2.0	-	1	20	\$5.40	-	
		22B10B	613	1.3	-	1	20	\$5.40	-	▪
		22B15	619	1.6	-	1	20	\$5.30	-	▪
		22B26	625	1.6	-	1	20	\$5.40	-	▪
		22B26D	626	1.1	-	1	20	\$5.40	-	▪
		22B-643e/716	-	1.1	-	1	20	\$5.40	-	
		22B-BLK	622	1.1	-	1	20	\$5.40	-	
		SP22B3	605	50.0	Yes	25	25	-	\$115.00	
218 Flush pull, small circle* 1" diameter  * Note: 218 Flush pull priced at 4 per bag. Qty of 10 = 40 pieces.	Brass	218B3	605	1.6	Yes	4	40	-	\$14.80	
		218B5	609	1.6	Yes	4	40	-	\$28.00	
		218B10	612	1.6	Yes	4	40	-	\$28.00	
		218B10B	613	1.6	Yes	4	40	-	\$28.00	
		218B15	619	1.6	Yes	4	40	-	\$14.80	▪
		218B26	625	1.6	Yes	4	40	-	\$20.40	
		218B26D	626	1.6	Yes	4	40	-	\$20.40	
		218B-643e/716	-	1.6	Yes	4	40	-	\$20.40	
		218B-BLK	622	1.6	Yes	4	40	-	\$20.40	
221 Flush pull, large circle 2-1/8" diameter 	Brass	221B3	605	1.0	-	1	20	\$5.40	-	
		221B4	606	1.0	-	1	20	\$5.40	-	
		221B5	609	1.0	-	1	20	\$5.40	-	
		221B10	612	1.0	-	1	20	\$7.30	-	
		221B10B	613	1.0	-	1	20	\$6.40	-	▪
		221B15	619	1.0	-	1	20	\$6.20	-	▪
		221B26	625	1.0	-	1	20	\$6.40	-	▪
		221B26D	626	1.0	-	1	20	\$6.40	-	▪
		221B-643e/716	716	1.0	-	1	20	\$6.40	-	▪
		221B-BLK	622	1	-	1	20	\$6.40	-	▪
222 Flush pull, rectangular 1-5/8" high x 3-1/8" wide x 7/16" deep 	Brass	222B3	605	1.5	-	1	10	\$31.30	-	
		222B4	606	1.5	-	1	10	\$31.30	-	
		222B5	609	1.5	-	1	10	\$35.70	-	
		222B10	612	1.5	-	1	10	\$35.70	-	
		222B10B	613	1.5	-	1	10	\$35.70	-	▪
		222B15	619	1.5	-	1	10	\$34.70	-	▪
		222B26	625	1.5	-	1	10	\$35.70	-	
		222B26D	626	1.5	-	1	10	\$35.70	-	▪
		222B-643e/716	-	1.5	-	1	10	\$35.70	-	
222B-BLK	622	1.5	-	1	10	\$35.70	-			

Stocked products will typically ship in 3 business days.

MODEL	SUBSTRATE	MODEL NUMBER	BHMA FINISH	WEIGHT	MUST BE ORDERED IN MULTIPLE QTY	MULTIPLE QTY	PACKED PER BOX	LIST PRICE		STOCKED
								EACH	PACKAGE	
223 Flush pull, oval 3-9/16" high x 1-5/16" wide x 1/2" deep 	Brass	223B3	605	0.7	-	1	10	\$9.60	-	
		223B4	606	0.7	-	1	10	\$9.60	-	
		223B10	612	0.7	-	1	10	\$10.70	-	
		223B10B	613	0.7	-	1	10	\$10.70	-	▪
		223B15	619	0.7	-	1	10	\$10.20	-	▪
		223B26	625	0.7	-	1	10	\$10.70	-	
		223B26D	626	0.7	-	1	10	\$10.70	-	▪
		223B-643e/716	-	0.7	-	1	10	\$10.70	-	
		223B-BLK	622	0.7	-	1	10	\$10.70	-	
227 Flush pull, deep well 3-5/8" high x 1-3/4" wide x 9/16" deep 	Brass	227B3	605	1.0	-	1	10	\$14.30	-	
		227B4	606	1.0	-	1	10	\$14.30	-	
		227B5	609	1.0	-	1	10	\$16.00	-	
		227B10	612	1.0	-	1	10	\$16.50	-	
		227B10B	613	1.0	-	1	10	\$16.50	-	▪
		227B15	619	1.0	-	1	10	\$16.00	-	▪
		227B26	625	1.0	-	1	10	\$16.50	-	▪
		227B26D	626	1.0	-	1	10	\$16.50	-	▪
		227B-643e/716	-	1	-	1	10	\$16.50	-	
227B-BLK	622	1	-	1	10	\$16.50	-	▪		

Stocked products will typically ship in 3 business days.




MODEL	SUBSTRATE	MODEL NUMBER	BHMA FINISH	WEIGHT	MUST BE ORDERED IN MULTIPLE QTY	MULTIPLE QTY	PACKED PER BOX	LIST PRICE EACH	STOCKED
919 Flush pull, oval 4-23/32" high x 1-19/22" wide x 15/32" deep 	Brass	919-626	626	-	-	1	2	\$101.50	
950 Flush pull, rectangular 3-3/4" high x 2-7/8" wide x 11/16" deep 	Brass	950-605	605	-	-	1	2	\$113.90	
		950-613	613	-	-	1	2	\$118.90	
		950-619	619	-	-	1	2	\$113.90	
		950-625	625	-	-	1	2	\$113.90	
		950-626	626	-	-	1	2	\$90.90	▪
955 Flush pull, square 4-5/8" high x 3-29/32" wide x 1-3/16" deep 	Brass	955-613	613	-	-	1	2	\$192.50	
		955-626	626	-	-	1	2	\$147.00	▪
960 Flush pull, rectangular 3-1/16" high x 1-7/8" wide x 9/16" deep 	Brass	960-605	605	-	-	1	2	\$50.90	
		960-613	613	-	-	1	2	\$52.50	
		960-619	619	-	-	1	2	\$50.90	
		960-625	625	-	-	1	2	\$50.90	
		960-626	626	-	-	1	2	\$40.20	▪
962 Flush pull, rectangular black inset 3-15/16" high x 2-7/16" wide x 19/32" deep 	Brass	962-613	613	-	-	1	2	\$108.20	
		962-626	626	-	-	1	2	\$83.90	▪

Stocked products will typically ship in 3 business days.



this page intentionally blank

Flush bolts and coordinators

Automatic flush bolts

MODEL	SUBSTRATE	MODEL NUMBER	BHMA FINISH	MULTIPLE QTY	LIST PRICE EACH	STOCKED
FB31 Automatic flush bolts, metal doors UL3 hour Top and bottom bolt  P = Pair T = Top bolt only B = Bottom bolt only Optional rod lengths available 18", 24", 36", 48" \$16.20 List Add	Steel	FB31P-12-MD US3	605	1	\$277.00	
		FB31P-12-MD US4	606	1	\$277.00	
		FB31P-12-MD US10	612	1	\$277.00	
		FB31P-12-MD US10B	613	1	\$277.00	
	Stainless	FB31P-12-MD US32	629	1	\$277.00	
		FB31P-12-MD US32D	630	1	\$277.00	▪
		FB31P-12-MD BLK	-	1	\$277.00	
	Brass	FB31T-12-MD US3	605	1	\$146.20	
		FB31T-12-MD US4	606	1	\$146.20	
		FB31T-12-MD US10	612	1	\$146.20	
		FB31T-12-MD US10B	613	1	\$146.20	
	Stainless	FB31T-12-MD US32	629	1	\$146.20	
		FB31T-12-MD US32D	630	1	\$146.20	▪
		FB31T-12-MD BLK	-	1	\$146.20	
	Brass	FB31B-12-MD US3	605	1	\$146.20	
		FB31B-12-MD US4	606	1	\$146.20	
		FB31B12-MD US10	612	1	\$146.20	
		FB31B-12-MD US10B	613	1	\$146.20	
	Stainless	FB31B-12-MD US32	629	1	\$146.20	
		FB31B-12-MD US32D	630	1	\$146.20	
FB31B-12-MD BLK		-	1	\$146.20		
FB32 Automatic flush bolts, metal doors UL 3 hour Top bolt with auxiliary fire latch 	Brass	FB32-12-MD US3	605	1	\$277.00	
		FB32-12-MD US4	606	1	\$277.00	
		FB32-12-MD US10	612	1	\$277.00	
		FB32-12-MD US10B	613	1	\$277.00	
	Stainless	FB32-12-MD US32	629	1	\$277.00	
		FB32-12-MD US32D	630	1	\$277.00	▪
		FB32-12-MD BLK	-	1	\$277.00	
FB33 Top auto flush bolt with auxiliary Fire latch Retrofit plate 	Brass	FB33-12-MD US3	605	1	\$286.20	
		FB33-12-MD US4	606	1	\$286.20	
		FB33-12-MD US10	612	1	\$286.20	
		FB33-12-MD US10B	613	1	\$286.20	
	Stainless	FB33-12-MD US32	629	1	\$286.20	
		FB33-12-MD US32D	630	1	\$286.20	
		FB33-12-MD BLK	-	1	\$286.20	



Stocked products will typically ship in 3 business days.

MODEL	SUBSTRATE	MODEL NUMBER	BHMA FINISH	MULTIPLE QTY	LIST PRICE EACH	STOCKED	
<p>FB41 Automatic flush bolt, wood door UL listed 90 Minutes Top and bottom bolt</p>  <p>P = Pair T = Top bolt only B = Bottom bolt only</p>	Brass	FB41P-WD US3	605	1	\$289.80		
		FB41P-WD US4	606	1	\$289.80		
		FB41P-WD US10	612	1	\$289.80		
		FB41P-WD US10B	613	1	\$289.80		
	Stainless	FB41P-WD US32	629	1	\$289.80		
		FB41P-WD US32D	630	1	\$289.80	▪	
		FB41P-WD BLK	-	1	\$289.80		
	Brass	FB41T-WD US3	605	1	\$151.60		
		FB41T-WD US4	606	1	\$151.60		
		FB41T-WD US10	612	1	\$151.60		
		FB41T-WD US10B	613	1	\$151.60		
	Stainless	FB41T-WD US32	629	1	\$151.60		
		FB41T-WD US32D	630	1	\$151.60	▪	
		FB41T-WD BLK	-	1	\$151.60		
	Brass	FB41B-WD US3	605	1	\$151.60		
		FB41B-WD US4	606	1	\$151.60		
		FB41B-WD US10	612	1	\$151.60		
		FB41B-WD US10B	613	1	\$151.60		
	Stainless	FB41B-WD US32	629	1	\$151.60		
		FB41B-WD US32D	630	1	\$151.60		
		FB41B-WD BLK	-	1	\$151.60		
	<p>FB42 Automatic flush bolt, wood door UL 20 minutes Top bolt with auxiliary fire latch</p> 	Brass	FB42-WD US3	605	1	\$292.50	
			FB42-WD US4	606	1	\$292.50	
			FB42-WD US10	612	1	\$292.50	
FB42-WD US10B			613	1	\$292.50		
Stainless		FB42-WD US32	629	1	\$292.50		
		FB42-WD US32D	630	1	\$292.50	▪	
		FB42-WD BLK	-	1	\$292.50		



Stocked products will typically ship in 3 business days.




[View service parts on page 206](#)

MODEL	SUBSTRATE	MODEL NUMBER	BHMA FINISH	MULTIPLE QTY	LIST PRICE EACH	STOCKED	
FB51 UL 3 hour Constant latching top and automatic bottom bolt, metal door  P = Pair T = Top bolt only B = Bottom bolt only Optional rod lengths available 18", 24", 36", 48" \$15.00 List Add	Brass	FB51P-12-MD US3	605	1	\$277.00		
		FB51P-12-MD US4	606	1	\$277.00		
		FB51P-12-MD US10	612	1	\$277.00		
		FB51P-12-MD US10B	613	1	\$277.00		
	Stainless	FB51P-12-MD US32	629	1	\$277.00		
		FB51P-12-MD US32D	630	1	\$277.00		
		FB51P-12-MD BLK	-	1	\$277.00		
	Brass	FB51T-12-MD US3	605	1	\$144.60		
		FB51T-12-MD US4	606	1	\$144.60		
		FB51T-12-MD US10	612	1	\$144.60		
		FB51T-12-MD US10B	613	1	\$144.60		
	Stainless	FB51T-12-MD US32	629	1	\$144.60		
		FB51T-12-MD US32D	630	1	\$144.60	▪	
		FB51T-12-MD BLK	-	1	\$144.60		
	FB52 Flush bolt UL 3 hour Constant latching top with auxiliary fire latch	Brass	FB52-12-MD US3	605	1	\$277.00	
			FB52-12-MD US4	606	1	\$277.00	
FB52-12-MD US10			612	1	\$277.00		
FB52-12-MD US10B			613	1	\$277.00		
Stainless		FB52-12-MD US32	629	1	\$277.00		
		FB52-12-MD US32D	630	1	\$277.00	▪	
		FB52-12-MD BLK	-	1	\$277.00		
FB53 UL 3 hour Constant latching top with auxiliary fire latch and retrofit plate 	Brass	FB53-12-MD US3	605	1	\$286.20		
		FB53-12-MD US4	606	1	\$286.20		
		FB53-12-MD US10	612	1	\$286.20		
		FB53-12-MD US10B	613	1	\$286.20		
	Stainless	FB53-12-MD US32	629	1	\$286.20		
		FB53-12-MD US32D	630	1	\$286.20		
		FB53-12-MD BLK	-	1	\$286.20		

Stocked products will typically ship in 3 business days.

MODEL	SUBSTRATE	MODEL NUMBER	BHMA FINISH	MULTIPLE QTY	LIST PRICE EACH	STOCKED	
<p>FB61 Flush bolt for wood door UL 90 minute Constant latching top and automatic bottom bolt</p>  <p>P = Pair (Top half with automatic bottom bolt) T = Top bolt only</p>	Brass	FB61P-WD US3	605	1	\$292.50		
		FB61P-WD US4	606	1	\$292.50		
		FB61P-WD US10	612	1	\$292.50		
		FB61P-WD US10B	613	1	\$292.50		
	Stainless	FB61P-WD US32	629	1	\$292.50		
		FB61P-WD US32D	630	1	\$292.50	▪	
		FB61P-WD BLK	-	1	\$292.50		
	Brass	FB61T-WD US3	605	1	\$151.60		
		FB61T-WD US4	606	1	\$151.60		
		FB61T-WD US10	612	1	\$151.60		
		FB61T-WD US10B	613	1	\$151.60		
	Stainless	FB61T-WD US32	629	1	\$151.60		
		FB61T-WD US32D	630	1	\$151.60	▪	
		FB61T-WD BLK	-	1	\$151.60		
	<p>FB62 Flush bolt for wood door UL 20 minute Constant latching top with auxiliary fire latch</p> 	Brass	FB62-WD US3	605	1	\$292.50	
			FB62-WD US4	606	1	\$292.50	
FB62-WD US10			612	1	\$292.50		
FB62-WD US10B			613	1	\$292.50		
Stainless		FB62-WD US32	629	1	\$292.50		
		FB62-WD US32D	630	1	\$292.50		
		FB62-WD BLK	-	1	\$292.50		

Stocked products will typically ship in 3 business days.






 [View service parts on page 208](#)

AUTOMATIC FLUSH BOLTS




CONSTANT LATCHING FLUSH BOLTS

MANUAL FLUSH BOLTS & DUST PROOF STRIKES

COORDINATORS - BAR, GRAVITY, CARRY BAR

MODEL	SUBSTRATE	MODEL NUMBER	BHMA FINISH	WEIGHT	MUST BE ORDERED IN MULTIPLE QTY	MULTIPLE QTY	PACKED PER BOX	LIST PRICE		STOCKED
								EACH	PACKAGE	
261 Manual flush bolt 4" 	Brass	261B3	605	2.4	-	1	10	\$28.50	-	
		261B5	609	2.4	-	1	10	\$31.40	-	
		261B10B	613	2.4	-	1	10	\$36.10	-	
		261B15	619	2.4	-	1	10	\$32.60	-	■
		261B26	625	2.4	-	1	10	\$32.60	-	
		261B26D	626	2.4	-	1	10	\$32.60	-	
		SP261B3	605	3.8	Yes	15	15	-	\$430.50	
		SP261B15	619	0.0	Yes	15	15	-	\$490.50	
262 Manual flush bolt 6" Square end 	Brass	262B3	605	3.6	-	1	10	\$41.80	-	
		262B5	609	3.6	-	1	10	\$46.10	-	
		262B10B	613	3.6	-	1	10	\$48.20	-	■
		262B15	619	3.6	-	1	10	\$48.20	-	■
		262B26	625	3.6	-	1	10	\$48.20	-	
		262B26D	626	3.6	-	1	10	\$48.20	-	■
265 Manual flush bolt 6" Round end 	Brass	265B3	605	2.1	-	1	10	\$32.50	-	■
		265B5	609	2.1	-	1	10	\$35.70	-	
		265B10B	613	2.1	-	1	10	\$37.70	-	
		265B15	619	2.1	-	1	10	\$37.70	-	
		265B26	625	2.1	-	1	10	\$37.70	-	
		265B26D	626	2.1	-	1	10	\$37.70	-	
FB358 Manual flush bolt, wood door UL 90 Minute 	Brass	FB358 US3	605	1.7	-	1	2	\$53.80	-	
		FB358 US4	606	1.7	-	1	2	\$53.80	-	
		FB358 US10	612	1.7	-	1	2	\$53.80	-	
		FB358 US10B	613	1.7	-	1	2	\$53.80	-	■
		FB358 US15	619	1.8	-	1	5	\$53.80	-	
		FB358 US26	625	1.7	-	1	2	\$53.80	-	
		FB358 US26D	626	1.7	-	1	2	\$53.80	-	■
		FB358 643e/716	-	1.7	-	1	2	\$53.80	-	
		FB358 BLK	622	1.7	-	1	2	\$53.80	-	■
FB457 Manual flush bolt UL 3 hour Single metal door  Accessory rod lengths available 18", 24", 36", 48" \$8.60 List Add	Brass	FB457-12 US3	605	2.0	-	1	12	\$40.00	-	
		FB457-12 US4	606	2.0	-	1	12	\$40.00	-	
		FB457-12 US10	612	2.0	-	1	12	\$40.00	-	
		FB457-12 US10B	613	2.0	-	1	12	\$40.00	-	
		FB457-12 US15	619	2.0	-	1	12	\$40.00	-	
		FB457-12 US26	625	2.0	-	1	12	\$40.00	-	
		FB457-12 US26D	626	2.0	-	1	12	\$40.00	-	■
		FB457-12 643e/716	-	2.0	-	1	12	\$40.00	-	
		FB457-12 BLK	622	2.0	-	1	12	\$40.00	-	

Stocked products will typically ship in 3 business days.

MODEL	SUBSTRATE	MODEL NUMBER	BHMA FINISH	WEIGHT	MUST BE ORDERED IN MULTIPLE QTY	MULTIPLE QTY	PACKED PER BOX	LIST PRICE		STOCKED
								EACH	PACKAGE	
FB457 Bolt tips	-	09-176-604	604	-	-	1	1	\$7.30	-	
FB457 Guide package	-	09-135	-	-	-	1	1	\$3.20		
FB458 Manual flush bolt UL 3 hour Single metal door  Accessory rod lengths available 18", 24", 36", 48" \$8.60 List Add	Brass	FB458 US3 12 IN	605	2.0	-	1	12	\$33.80	-	▪
		FB458 US4 12 IN	606	2.0	-	1	12	\$33.80	-	▪
		FB458 US5 12 IN	609	2.0	-	1	12	\$33.80	-	
		FB458 US10 12 IN	612	2.0	-	1	12	\$33.80	-	▪
		FB458 US10B 12 IN	613	2.0	-	1	12	\$33.80	-	▪
		FB458 US15 12 IN	619	2.0	-	1	12	\$33.80	-	▪
		FB458 US26 12 IN	625	2.0	-	1	12	\$33.80	-	
		FB458 US26D 12 IN	626	2.0	-	1	12	\$31.40	-	▪
		FB458 643e/716 12 IN	-	2.0	-	1	12	\$33.80	-	▪
		FB458 BLK 12 IN	622	2.0	-	1	12	\$33.80	-	▪
FB458 Bolt tips	-	09-176-604	604	-	-	1	1	\$7.30	-	
FB458 Guide package	-	09-135	-	-	-	1	1	\$3.20		
DPI Dust proof strike Threshold only 	Brass	DP1 US3	605	-	-	1	-	\$39.20	-	
		DP1 US4	606	-	-	1	-	\$39.20	-	
		DP1 US10	612	-	-	1	-	\$39.20	-	
		DP1 US10B	613	-	-	1	-	\$39.20	-	▪
		DP1 US26	625	-	-	1	-	\$39.20	-	
		DP1 US26D	626	-	-	1	-	\$39.20	-	▪
DP2 Dust proof strike Floor and/or threshold 	Brass	DP2 US3	605	-	-	1	-	\$49.20	-	▪
		DP2 US4	606	-	-	1	-	\$49.20	-	▪
		DP2 US10	612	-	-	1	-	\$49.20	-	▪
		DP2 US10B	613	-	-	1	-	\$49.20	-	▪
		DP2 US15	619	-	-	1	-	\$49.20	-	▪
		DP2 US26	625	-	-	1	-	\$49.20	-	▪
		DP2 US26D	626	-	-	1	-	\$49.20	-	▪
		DP2 643e/716	-	-	-	1	-	\$49.20	-	
DP2 BLK	622	-	-	1	-	\$49.20	-	▪		

Stocked products will typically ship in 3 business days.




View service parts on page 210

AUTOMATIC FLUSH BOLTS

CONSTANT LATCHING FLUSH BOLTS

MANUAL FLUSH BOLTS & DUST PROOF STRIKES






COORDINATORS - BAR, GRAVITY, CARRY BAR

MODEL	SUBSTRATE	MODEL NUMBER	BHMA FINISH	MULTIPLE QTY	LIST PRICE EACH	STOCKED
COR32 Bar coordinator 32" channel length UL listed *See note at page bottom for door prep charges.	Aluminum	COR32 US28	628	1	\$217.10	
		COR32 315AN	711	1	\$289.80	
		COR32 US26D	713	1	\$429.40	
		COR32 US28 with FL20	628	1	\$237.90	
COR42 Door coordinator 42" channel length UL listed *See note at page bottom for door prep charges.	Aluminum	COR42 US28	628	1	\$233.50	
		COR42 315AN	711	1	\$308.40	
		COR42 US26D	713	1	\$456.50	
		COR42 US28 with FL20	628	1	\$254.30	▪
		COR42 US28 with FL32	628	1	\$258.60	
		COR42 US28 with FL44	628	1	\$264.80	
COR52 Door coordinator 52" channel length UL listed *See note at page bottom for door prep charges.	Aluminum	COR52 US28	628	1	\$221.00	▪
		COR52 315AN	711	1	\$287.30	
		COR52 US26D	713	1	\$453.00	
		COR52 US28 with FL20	628	1	\$241.80	▪
		COR52 US28 with FL32	628	1	\$246.10	
		COR52 US28 with FL44	628	1	\$252.30	
COR60 Door coordinator 60" channel length UL listed *See note at page bottom for door prep charges.	Aluminum	COR60 US28	628	1	\$257.90	
		COR60 315AN	711	1	\$335.70	
		COR60 US26D	713	1	\$487.50	
		COR60 US28 with FL20	628	1	\$278.70	▪
		COR60 US28 with FL32	628	1	\$283.00	▪
		COR60 US28 with FL44	628	1	\$289.20	
COR72 Door coordinator 72" channel length UL listed *See note at page bottom for door prep charges.	Aluminum	COR72 US28	628	1	\$293.20	
		COR72 315AN	711	1	\$404.60	
		COR72 US26D	713	1	\$583.30	
		COR72 US28 with FL20	628	1	\$314.00	
		COR72 US28 with FL32	628	1	\$318.30	▪
		COR72 US28 with FL44	628	1	\$324.50	
FL20 Filler bar 20" Length 	Aluminum	FL20 US28	628	1	\$20.80	▪
		FL20 315AN	711	1	\$67.20	
		FL20 US26D	713	1	\$98.10	
FL32 Filler bar 32" length	Aluminum	FL32 US28	628	1	\$25.10	
		FL32 315AN	711	1	\$71.00	
		FL32 US26D	713	1	\$106.40	
FL44 Filler bar 44" length	Aluminum	FL44 US28	628	1	\$31.30	
		FL44 315AN	711	1	\$77.10	
		FL44 US26D	713	1	\$125.10	

* Special factory preparation for use with vertical rod exit devices available. List Add \$186.00.
 Stocked products will typically ship in 3 business days.






View service parts on page 211

MODEL	SUBSTRATE	MODEL NUMBER	BHMA FINISH	MULTIPLE QTY	LIST PRICE EACH	STOCKED
MB1 Mounting bracket Stop widths over 2-1/2" 	Aluminum	MB1 USP	600	1	\$30.00	▪
		MB1 SP28	689	1	\$42.70	▪
		MB1 BLK	-	1	\$42.70	▪
MB1F & MB1V Mounting bracket Stop widths 1-1/2" - 2-1/4" 	Steel	MB1F USP	600	1	\$77.10	
		MB1F SP28	689	1	\$77.10	
		MB1F BLK	-	1	\$77.10	
		MB1V USP	600	1	\$122.50	
		MB1V SP28	689	1	\$122.50	
		MB1V BLK	-	1	\$122.50	
MB2 Mounting bracket Stop widths up to 2-1/2" 	Aluminum	MB2 USP	600	1	\$35.10	▪
		MB2 SP28	689	1	\$48.20	▪
		MB2 BLK	-	1	\$48.20	▪
MB2F & MB2V Mounting bracket Stop widths 2-3/8" - 3-1/4" 	Steel	MB2F USP	600	1	\$76.90	
		MB2F SP28	689	1	\$76.90	▪
		MB2F BLK	-	1	\$76.90	
		MB2V USP	600	1	\$122.70	
		MB2V SP28	689	1	\$122.70	
		MB2V BLK	-	1	\$122.70	
MB3F & MB3V Mounting bracket Stop widths over 3-3/8" 	Steel	MB3F USP	600	1	\$76.90	
		MB3F SP28	689	1	\$76.90	
		MB3F BLK	-	1	\$76.90	
		MB3V USP	600	1	\$122.70	
		MB3V SP28	689	1	\$122.70	
		MB3V BLK	-	1	\$122.70	

Stocked products will typically ship in 3 business days.



View service parts on page 211

MODEL	SUBSTRATE	MODEL NUMBER	BHMA FINISH	MULTIPLE QTY	LIST PRICE EACH	STOCKED
COR7G Coordinator gravity arm 7" arm, UL listed 	Brass	COR7G US3	605	1	\$123.40	
		COR7G US4	606	1	\$123.40	
		COR7G US10	612	1	\$123.40	
		COR7G US10B	613	1	\$123.40	
		COR7G US26	625	1	\$166.40	
		COR7G US26D	626	1	\$102.60	▪
COR9G Coordinator gravity arm 9" arm, UL listed 	Brass	COR9G US3	605	1	\$139.50	
		COR9G US4	606	1	\$139.50	
		COR9G US10	612	1	\$139.50	
		COR9G US10B	613	1	\$139.50	
		COR9G US26	625	1	\$166.40	
		COR9G US26D	626	1	\$117.60	
CB1 Carry bar with sex bolts 	Steel	CB1 USP	600	-	\$49.10	
		CB1 US3	632	-	\$75.20	
		CB1 US4	633	-	\$75.20	
		CB1 US10	639	-	\$75.20	
		CB1 US10B	640	-	\$75.20	
		CB1 US26	651	-	\$75.20	
		CB1 US26D	652	-	\$75.20	
		CB1 BLK	-	-	\$49.10	

Stocked products will typically ship in 3 business days.






[View service parts on page 211](#)

this page intentionally blank

Latches, catches, and bolts

Surface bolts

MODEL	SUBSTRATE	MODEL NUMBER	BHMA FINISH	WEIGHT	PACKED PER BOX	LIST PRICE EACH	STOCKED
SB360 Surface bolt Heavy duty, UL listed 	Steel	SB360 US2C 12 IN	604	3.5	1	\$159.20	▪
	-	09-82-604	604	-	1	\$35.30	
	-	09-350-604	604	-	1	\$29.10	
SB453 Surface bolt UL listed, 8" 	Steel	SB453US2C-8-TB	604	5.4	5	\$58.00	▪
		SB453US3-8-TB	632	5.8	5	\$58.00	
		SB453US4-8-TB	633	5.8	5	\$58.00	
		SB453US10-8-TB	639	5.4	5	\$69.90	
		SB453US10B-8-TB	640	5.4	5	\$75.10	▪
		SB453US15-8-TB	646	5.4	5	\$75.10	
		SB453US26D-8-TB	652	5.4	5	\$71.50	▪
		SB453643e/716-8-TB	-	5.4	5	\$75.10	
SB453BLK-8-TB	-	5.8	5	\$58.00			
SB453 Surface bolt UL listed, 12" 	Steel	SB453US2C 12-TB	604	6.6	5	\$73.10	
		SB453US10 12-TB	639	6.6	5	\$78.20	
		SB453US10B 12-TB	640	6.6	5	\$85.20	
		SB453US15 12-TB	646	6.6	5	\$90.30	
		SB453US26D 12-TB	652	6.6	5	\$90.30	▪
		SB453643e/716 12-TB	-	6.6	5	\$90.30	
		SB453BLK 12-TB	-	6.6	5	\$90.30	
SB453 Through bolt with cap nut package	-	09-340-626	626	-	1	\$12.30	
SB453 Sex bolt package	-	09-351-604	604	-	1	\$22.70	

Stocked products will typically ship in 3 business days.



SURFACE BOLTS

DOOR GUARDS

ROLLER LATCHES

ANGLE STOPS

LATCHES/CATCHES

MODEL	SUBSTRATE	MODEL NUMBER	BHMA FINISH	PACKED PER BOX	LIST PRICE EACH	STOCKED
SB1600M1 Handle up 11" Steel bolt UL Listed  B - Packed with mortise strikes T - Packed with universal strikes L - Locking version ¹	Steel	SB1600M1-B SP28	689	1	\$177.20	
		SB1600M1-B SP10	691	1	\$187.30	
		SB1600M1-B BLK	-	1	\$187.30	
		SB1600M1-B SP313	695	1	\$177.20	
		SB1600M1-B SP4	706	1	\$187.30	
		SB1600M1-T SP10	691	1	\$187.30	
		SB1600M1-T SP28	689	1	\$177.20	
		SB1600M1-T SP313	695	1	\$177.20	
		SB1600M1-T BLK	-	1	\$187.30	
		SB1600M1-T SP4	706	1	\$187.30	
		SB1600M1-BL SP10	691	1	\$248.80	
		SB1600M1-BL SP28	689	1	\$258.00	
		SB1600M1-BL SP313	695	1	\$258.00	
		SB1600M1-BL BLK	-	1	\$259.00	
		SB1600M1-BL SP4	706	1	\$248.80	
		SB1600M1-TL SP10	691	1	\$259.00	
		SB1600M1-TL SP28	689	1	\$259.00	
		SB1600M1-TL SP313	695	1	\$248.80	
SB1600M1-TL BLK	-	1	\$248.80			
SB1600M1-TL SP4	706	1	\$259.00			
SB1600M2 Handle up 11" Steel bolt UL Listed  B - Packed with mortise strikes T - Packed with universal strikes L - Locking version ¹	Steel	SB1600M2-B SP4	706	1	\$187.30	
		SB1600M2-B SP10	691	1	\$187.30	
		SB1600M2-B SP28	689	1	\$177.20	
		SB1600M2-B SP313	695	1	\$177.20	
		SB1600M2-B BLK	-	1	\$187.30	
		SB1600M2-BL SP4	706	1	\$259.00	
		SB1600M2-T SP10	691	1	\$187.30	
		SB1600M2-T SP28	689	1	\$177.20	
		SB1600M2-T SP313	695	1	\$177.20	
		SB1600M2-T BLK	-	1	\$187.30	
		SB1600M2-T SP4	706	1	\$187.30	
		SB1600M2-BL SP10	691	1	\$259.00	
		SB1600M2-BL SP28	689	1	\$258.00	
		SB1600M2-BL SP313	695	1	\$258.00	
		SB1600M2-BL BLK	-	1	\$259.00	
		SB1600M2-TL SP4	706	1	\$259.00	
		SB1600M2-TL SP10	691	1	\$259.00	
		SB1600M2-TL SP28	689	1	\$258.00	
SB1600M2-TL SP313	695	1	\$258.00			
SB1600M2-TL BLK	-	1	\$259.00			

¹ Lock default code = 1289.
 Alternative codes: 1360/1390/1395.

Stocked products will typically ship in 3 business days.



SURFACE BOLTS

DOOR GUARDS

ROLLER LATCHES

ANGLE STOPS

LATCHES/CATCHES



MODEL	SUBSTRATE	MODEL NUMBER	BHMA FINISH	PACKED PER BOX	LIST PRICE EACH	STOCKED
SB1630 8" Steel bolts UL Listed  B - Packed with mortise strikes T - Packed with universal strikes L - Locking version ¹	Steel	SB1630-B US2G	603	1	\$59.70	
		SB1630-B US10B	640	1	\$138.00	
		SB1630-B US26D	652	1	\$85.20	
		SB1630-T US2G	603	1	\$66.50	
		SB1630-T US10B	640	1	\$144.60	
		SB1630-T US26D	652	1	\$93.70	
		SB1630-BL US2G	603	1	\$129.50	
		SB1630-BL US10B	640	1	\$185.90	
		SB1630-BL US26D	652	1	\$155.10	
		SB1630-TL US2G	603	1	\$107.50	
		SB1630-TL US10B	640	1	\$196.00	
		SB1630-TL US26D	652	1	\$168.70	
		SB1630-TB US2G	603	1	\$78.70	
		SB1630-TB US10B	640	1	\$163.40	
		SB1630-TB US26D	652	1	\$109.00	
		SB1630-TBL US2G	603	1	\$124.30	
SB1630-TBL US10B	640	1	\$211.00			
SB1630-TBL US26D	652	1	\$185.90			
SB1640 8" Steel bolts UL Listed  B - Packed with mortise strikes T - Packed with universal strikes L - Locking version ¹	Brass	SB1640-B US3	605	1	\$168.70	
		SB1640-B US10B	613	1	\$168.70	
		SB1640-B US26D	626	1	\$151.70	
		SB1640-T US3	605	1	\$177.20	
		SB1640-T US10B	613	1	\$177.20	
		SB1640-T US26D	626	1	\$163.40	
		SB1640-BL US3	605	1	\$224.90	
		SB1640-BL US10B	613	1	\$224.90	
		SB1640-BL US26D	626	1	\$208.00	
		SB1640-TL US3	605	1	\$236.70	
		SB1640-TL US10B	613	1	\$236.70	
		SB1640-TL US26D	626	1	\$218.10	

¹ Lock default code = 1289.
 Alternative codes: 1360/1390/1395.

Stocked products will typically ship in 3 business days.





View service parts on page 211

MODEL	SUBSTRATE	SIZE	MODEL NUMBER	BHMA FINISH	WEIGHT	MULTIPLE QTY	PACKED PER BOX	LIST PRICE EACH	STOCKED
40 Decorative light duty surface bolt Packed with universal and mortise strike 	Brass	3"	40B3 3 IN	605	1.9	1	10	\$22.70	
			40B5 3 IN	609	1.9	1	10	\$22.70	
			40B10B 3 IN	613	1.9	1	10	\$23.80	
			40B15 3 IN	619	1.9	1	10	\$22.70	
			40B26 3 IN	625	1.9	1	10	\$23.80	
			40B26D 3 IN	626	1.9	1	10	\$23.80	
			40B-643e/716 3 IN	-	1.9	1	10	\$23.80	
			40B-BLK 3 IN	622	1.9	1	10	\$23.80	
		40B3 4 IN	605	2.4	1	10	\$23.80		
		40B5 4 IN	609	2.4	1	10	\$23.90		
		40B10B 4 IN	613	2.4	1	10	\$25.10	▪	
		40B15 4 IN	619	2.4	1	10	\$23.90	▪	
		40B26 4 IN	625	2.4	1	10	\$25.10		
		40B26D 4 IN	626	2.4	1	10	\$25.10	▪	
		40B-643e/716 4 IN	-	2.4	1	10	\$25.10		
		40B-BLK 4 IN	622	2.4	1	10	\$25.10		
		40B3 6 IN	605	3.5	1	10	\$28.10	▪	
		40B5 6 IN	609	3.5	1	10	\$28.10		
		40B10B 6 IN	613	3.5	1	10	\$29.20	▪	
		40B15 6 IN	619	3.5	1	10	\$28.10	▪	
		40B26 6 IN	625	3.5	1	10	\$29.20		
		40B26D 6 IN	626	3.5	1	10	\$29.20	▪	
		40B-643e/716 6 IN	-	3.5	1	10	\$29.20		
		40B-BLK 6 IN	622	3.5	1	10	\$29.20		
253 Decorative heavy duty surface bolt 	Brass	8"	253B3 8 IN US MS	605	-	1	5	\$93.70	
			253B10B 8 IN US MS	613	-	1	5	\$107.90	
			253B26D 8 IN US MS	626	-	1	5	\$107.90	
		253B3 12 IN US MS	605	-	1	5	\$123.30		
		253B10B 12 IN US MS	613	-	1	5	\$131.90		
		253B26D 12 IN US MS	626	-	1	5	\$131.90		

Stocked products will typically ship in 3 business days.



View service parts on page 212

MODEL	SUBSTRATE	MODEL NUMBER	BHMA FINISH	WEIGHT	MULTIPLE QTY	PACKED PER BOX	LIST PRICE EACH	STOCKED
054 Dutch door bolt 	Brass	054B3	605	2.3	1	5	\$65.70	
		054B4	606	2.3	1	5	\$65.70	
		054B10	612	2.3	1	5	\$59.70	
		054B10B	613	2.3	1	5	\$71.90	▪
		054B15	619	2.3	1	5	\$74.70	
		054B26	625	2.3	1	5	\$71.90	
		054B26D	626	2.3	1	5	\$65.70	▪
S48 Mortise door bolt 	Brass	S48B3	605	2.6	1	10	\$26.80	▪
		S48B5	609	2.6	1	10	\$32.10	
		S48B10B	613	2.6	1	10	\$31.00	▪
		S48B15	619	2.6	1	10	\$30.00	▪
		S48B26	625	2.6	1	10	\$31.00	▪
		S48B26D	626	2.6	1	10	\$31.00	
S48 Strike package	-	09-40-605	605	-	1	-	\$7.60	
		09-40-613	613	-	1	-	\$7.60	
		09-40-626	626	-	1	-	\$7.60	

Stocked products will typically ship in 3 business days.



View service parts on page 213

this page intentionally blank



SURFACE BOLTS

DOOR GUARDS

ROLLER LATCHES

ANGLE STOPS







LATCHES/CATCHES

MODEL	SUBSTRATE	MODEL NUMBER	BHMA FINISH	WEIGHT	MULTIPLE QTY	PACKED PER BOX	LIST PRICE EACH	STOCKED
481 Chain door guard 	Brass	481B3	605	2.5	1	10	\$16.20	
		481B26D	626	2.5	1	10	\$18.90	▪
	Steel	481F3	632	2.3	1	10	\$9.00	
		481F4	633	2.3	1	10	\$9.00	
		481F5	638	2.3	1	10	\$10.00	
		481F10	639	2.3	1	10	\$10.00	
		481F15	646	2.3	1	10	\$9.00	▪
		481F26	651	2.3	1	10	\$9.00	
		481F26D	652	2.3	1	10	\$9.00	▪
		481F-643e/716	-	1.2	1	10	\$10.30	▪
481F-BLK	631	2.3	1	10	\$10.00			
482 Solid bar door guard 	Brass	482B3	605	5.0	1	5	\$44.70	
		482B4	606	5.0	1	5	\$49.20	
		482B10	612	5.0	1	5	\$49.20	
		482B10B	613	5.0	1	5	\$49.20	
		482B15	619	5.0	1	5	\$67.60	
		482B26	625	5.0	1	5	\$49.20	
		482B26D	626	5.0	1	5	\$49.20	▪
		482B-643e/716	-	5.0	1	5	\$49.20	
		482B-BLK	622	5.0	1	5	\$49.20	
	Zinc	482 Z605E	677	3.5	1	5	\$13.30	
		482 Z609E	-	3.5	1	5	\$13.30	
		482 Z625E	681	3.5	1	5	\$15.90	
		482 Z626E	682	3.5	1	5	\$15.90	

Stocked products will typically ship in 3 business days.



View service parts on page 213

MODEL	SUBSTRATE	MODEL NUMBER	BHMA FINISH	MULTIPLE QTY	LIST PRICE EACH	STOCKED
RL30 Nylon roller 	Brass	RL30 US3	605	1	\$102.90	
		RL30 US4	606	1	\$87.60	
		RL30 US10	612	1	\$91.20	
		RL30 US10B	613	1	\$106.70	▪
		RL30 US15	619	1	\$102.90	
		RL30 US26	625	1	\$102.90	
		RL30 US26D	626	1	\$97.30	▪
		RL30 643e/716	-	1	\$106.70	
RL30 BLK	622	1	\$97.30	▪		
RL30A Nylon roller with ASA strike 	Brass	RL30-A US3	605	1	\$115.30	
		RL30-A US4	606	1	\$100.00	
		RL30-A US10	612	1	\$103.90	
		RL30-A US10B	613	1	\$119.60	
		RL30-A US26	625	1	\$115.30	
		RL30-A US26D	626	1	\$109.80	
RL32 Nylon roller 	Brass	RL32 US3	605	1	\$139.20	
		RL32 US4	606	1	\$131.50	
		RL32 US10	612	1	\$136.60	
		RL32 US10B	613	1	\$144.60	▪
		RL32 US15	619	1	\$139.20	
		RL32 US26	625	1	\$139.20	
		RL32 US26D	626	1	\$131.50	▪
		RL32 643e/716	-	1	\$144.60	
RL32 BLK	-	1	\$139.20	▪		
RL32A Nylon roller with ASA strike 	Brass	RL32-A US3	605	1	\$151.50	
		RL32-A US4	606	1	\$143.70	
		RL32-A US10	612	1	\$149.60	
		RL32-A US10B	613	1	\$157.60	
		RL32-A US26	625	1	\$151.50	
		RL32-A US26D	626	1	\$143.70	
RL36/36A Roller latch mortise 	Stainless	RL36 US32D	630	1	\$74.20	▪
		RL36-A US32D	630	1	\$87.20	
RL38 Roller latch surface mount 	Stainless	RL38 US32D	630	1	\$70.00	▪

Stocked products will typically ship in 3 business days.


SURFACE BOLTS

DOOR GUARDS

ROLLER LATCHES

ANGLE STOPS



LATCHES/CATCHES

MODEL	SUBSTRATE	MODEL NUMBER	BHMA FINISH	MULTIPLE QTY	LIST PRICE EACH	STOCKED
RL1152 Combination roller latch/ applied stop 	Brass	RL1152 US3	605	-	\$198.10	
		RL1152 US4	606	-	\$187.60	
		RL1152 US10	612	-	\$187.60	
		RL1152 US10B	613	-	\$198.10	
		RL1152 US15	619	-	\$198.10	
		RL1152 US26	625	-	\$198.10	
		RL1152 US26D	626	-	\$193.90	▪
		RL1152 643e/716	-	-	\$198.10	
		RL1152 BLK	622	-	\$198.10	▪
STK685 Double acting strike custom made Specify jamb width when ordering	Brass	STK685 US3	605	1	\$410.20	
		STK685 US4	606	1	\$410.20	
		STK685 US10	612	1	\$410.20	
		STK685 US10B	613	1	\$410.20	
		STK685 US26	625	1	\$410.20	
		STK685 US26D	626	1	\$410.20	
STK685L Double acting strike, custom made Specify dimple location and jamb width when ordering	Brass	STK685L US3	605	1	\$410.20	
		STK685L US4	606	1	\$410.20	
		STK685L US10	612	1	\$410.20	
		STK685L US10B	613	1	\$410.20	
		STK685L US26	625	1	\$410.20	
		STK685L US26D	626	1	\$410.20	

Stocked products will typically ship in 3 business days.



[View service parts on page 213](#)

MODEL	SUBSTRATE	MODEL NUMBER	BHMA FINISH	MULTIPLE QTY	LIST PRICE EACH	STOCKED
AS18 Applied stop 	Brass	AS18 US3	605	1	\$72.80	
		AS18 US4	606	1	\$67.20	
		AS18 US10	612	1	\$67.20	
		AS18 US10B	613	1	\$72.80	
		AS18 US26	625	1	\$72.80	
		AS18 US26D	626	1	\$72.80	
AS895 Applied stop 	Brass	AS895 US3	605	1	\$72.80	
		AS895 US4	606	1	\$67.20	
		AS895 US10	612	1	\$67.80	
		AS895 US10B	613	1	\$72.80	
		AS895 US26	625	1	\$72.80	
		AS895 US26D	626	1	\$72.80	

Stocked products will typically ship in 3 business days.



View service parts on page 215








SURFACE BOLTS

DOOR GUARDS

ROLLER LATCHES

ANGLE STOPS

LATCHES/CATCHES

MODEL	SUBSTRATE	MODEL NUMBER	BHMA FINISH	WEIGHT	MUST BE ORDERED IN MULTIPLE QTY	MULTIPLE QTY	PACKED PER BOX	LIST PRICE		STOCKED
								EACH	PACKAGE	
CL11 Cabinet latch 	Brass	CL11 US3	605	-	-	1	-	\$63.40	-	
		CL11 US4	606	-	-	1	-	\$50.00	-	
		CL11 US10	612	-	-	1	-	\$50.00	-	
		CL11 US26D	626	-	-	1	-	\$50.00	-	▪
CL12 Cabinet latch 	Brass	CL12 US3	605	-	-	1	-	\$68.80	-	
		CL12 US4	606	-	-	1	-	\$61.00	-	▪
		CL12 US10	612	-	-	1	-	\$61.00	-	▪
		CL12 US26D	626	-	-	1	-	\$61.00	-	▪
CL14 Cabinet latch 	Brass	CL14 US3	605	-	-	1	-	\$63.10	-	
		CL14 US4	606	-	-	1	-	\$53.00	-	
		CL14 US10	612	-	-	1	-	\$53.00	-	
		CL14 US26D	626	-	-	1	-	\$53.00	-	
CL21/21A Ball catch 4 Way 	Brass	CL21 US26D	626	-	-	1	-	\$63.00	-	
		CL21A US3	605	-	-	1	-	\$67.20	-	
		CL21A US4	606	-	-	1	-	\$45.40	-	
		CL21A US10	612	-	-	1	-	\$45.40	-	
		CL21A US26	625	-	-	1	-	\$67.20	-	
		CL21A US26D	626	-	-	1	-	\$49.20	-	▪
CL22 Ball catch 3 Way 	Brass	CL22 US3	605	-	-	1	-	\$39.40	-	
		CL22 US4	606	-	-	1	-	\$27.60	-	
		CL22 US10	612	-	-	1	-	\$27.60	-	
		CL22 US26	625	-	-	1	-	\$39.40	-	
		CL22 US26D	626	-	-	1	-	\$33.20	-	
325 Magnetic catch 	Aluminum	325A3	666	1.9	-	1	20	\$4.30	-	
		325A92	673	1.9	-	1	20	\$4.30	-	▪
326 Magnetic catch, dual double pole 	Aluminum	326A3	666	3.0	-	1	10	\$12.30	-	▪
		326A92	673	3.0	-	1	10	\$12.30	-	▪

Stocked products will typically ship in 3 business days.

MODEL	SUBSTRATE	MODEL NUMBER	BHMA FINISH	WEIGHT	MUST BE ORDERED IN MULTIPLE QTY	MULTIPLE QTY	PACKED PER BOX	LIST PRICE		STOCKED
								EACH	PACKAGE	
327 Magnetic catch, dual triple pole 	Aluminum	327A3	666	4.0	-	1	10	\$21.00	-	▪
		327A92	673	4.0	-	1	10	\$21.00	-	▪
330 Double roller catch 	Steel	330F2C	604	1.1	-	1	30	\$2.80	-	
		SP330F2C	604	2.3	Yes	50	50	-	\$130.00	
335 Roller catch Adjustable 	Brass	335B3	605	1.6	-	1	10	\$21.00	-	▪
		335B5	609	1.6	-	1	10	\$25.10	-	
		335B10	612	1.6	-	1	10	\$25.10	-	
		335B10B	613	1.6	-	1	10	\$25.10	-	▪
		335B15	619	1.6	-	1	10	\$26.10	-	▪
		335B26	625	1.6	-	1	10	\$25.10	-	
		335B26D	626	1.6	-	1	10	\$25.10	-	▪
		335B-643e/716	-	1.6	-	1	10	\$25.10	-	
		335B-BLK	622	1.6	-	1	10	\$25.10	-	
335 Strike and mounting package	-	09-45-613	613	-	-	1	1	\$9.40	-	
		09-45-619	619	-	-	1	1	\$9.40	-	
336 Roller catch Adjustable 	Brass	336B3	605	1.6	-	1	10	\$19.00	-	
		336B4	606	1.6	-	1	10	\$25.10	-	
		336B5	609	1.6	-	1	10	\$25.10	-	
		336B10	612	1.6	-	1	10	\$25.10	-	
		336B10B	613	1.6	-	1	10	\$25.10	-	▪
		336B15	619	1.6	-	1	10	\$25.10	-	
		336B26	625	1.6	-	1	10	\$25.10	-	
		336B26D	626	1.6	-	1	10	\$23.10	-	▪
		336B-643e/716	-	1.6	-	1	10	\$25.10	-	
336B-BLK	622	1.6	-	1	10	\$25.10	-			
336 Strike and mounting package	-	09-47-605	605	-	-	1	1	\$10.00	-	
		09-47-613	613	-	-	1	1	\$10.00	-	
		09-47-626	626	-	-	1	1	\$10.00	-	

Stocked products will typically ship in 3 business days.

HINGES & PIVOTS
 PULLS & PLATES
 FLUSH BOLTS & COORDINATORS
 LATCHES, CATCHES & BOLTS
 STOPS
 EXTERIOR HARDWARE
 MISCELLANEOUS
 PARTS




SURFACE BOLTS

DOOR GUARDS


ROLLER LATCHES

ANGLE STOPS

LATCHES/CATCHES

MODEL	SUBSTRATE	MODEL NUMBER	BHMA FINISH	WEIGHT	MUST BE ORDERED IN MULTIPLE QTY	MULTIPLE QTY	PACKED PER BOX	LIST PRICE		STOCKED
								EACH	PACKAGE	
345 Ball catch 	Brass	345B3	605	0.8	-	1	10	\$12.30	-	▪
		345B5	609	0.8	-	1	10	\$13.40	-	
		345B10	612	0.8	-	1	10	\$13.90	-	
		345B10B	613	0.8	-	1	10	\$13.90	-	
		345B15	619	0.8	-	1	10	\$14.40	-	
		345B26	625	0.8	-	1	10	\$13.90	-	
		345B26D	626	0.8	-	1	10	\$13.90	-	
347 Ball catch 	Brass	347B3	605	1.9	-	1	10	\$18.40	-	▪
		347B4	606	1.9	-	1	10	\$18.40	-	▪
		347B5	609	1.9	-	1	10	\$19.70	-	▪
		347B10	612	1.9	-	1	10	\$20.70	-	
		347B10B	613	1.9	-	1	10	\$20.70	-	▪
		347B15	619	1.9	-	1	10	\$19.70	-	▪
		347B26	625	1.9	-	1	10	\$20.70	-	▪
		347B26D	626	1.9	-	1	10	\$20.70	-	▪
		347B-643e/716	-	1.9	-	1	10	\$20.70	-	
		347B-BLK	622	1.9	-	1	10	\$20.70	-	
347 Strike and mounting package	-	09-53-605	605	-	-	1	10	\$9.40	-	
		09-53-613	613	-	-	1	10	\$9.40	-	
		09-53-619	619	-	-	1	10	\$9.40	-	
		09-53-625	625	-	-	1	10	\$9.40	-	
		09-53-626	626	-	-	1	10	\$9.40	-	
349 Ball catch 	Brass	349B3	605	1.8	-	1	10	\$18.40	-	
		349B4	606	1.8	-	1	10	\$18.40	-	
		349B5	609	1.8	-	1	10	\$21.70	-	
		349B10	612	1.8	-	1	10	\$21.70	-	
		349B10B	613	1.8	-	1	10	\$21.70	-	▪
		349B15	619	1.8	-	1	10	\$22.50	-	▪
		349B26	625	1.8	-	1	10	\$21.70	-	
		349B26D	626	1.8	-	1	10	\$21.70	-	▪
		349B-643e/716	-	1.8	-	1	10	\$21.70	-	
349B-BLK	622	1.8	-	1	10	\$21.70	-			
349 Strike and mounting package	-	09-61-605	-	-	-	1	1	\$9.40	-	
		09-61-613	-	-	-	1	1	\$9.40	-	
		09-61-626	-	-	-	1	1	\$9.40	-	

Stocked products will typically ship in 3 business days.






MODEL	SUBSTRATE	MODEL NUMBER	BHMA FINISH	WEIGHT	MUST BE ORDERED IN MULTIPLE QTY	MULTIPLE QTY	PACKED PER BOX	LIST PRICE		STOCKED
								EACH	PACKAGE	
2 Elbow cabinet catch 	Aluminum	2A3	666	0.9	-	1	20	\$5.70	-	▪
		2A5	-	0.9	-	1	20	\$6.40	-	
		2A14	669	0.9	-	1	20	\$6.40	-	▪
		2A15	670	0.9	-	1	20	\$6.40	-	
		2A26	672	0.9	-	1	20	\$6.40	-	
		2A26D	702	0.9	-	1	20	\$6.40	-	
		2A92	673	0.9	-	1	20	\$5.70	-	▪
		2A-643e/716	-	0.9	-	1	20	\$6.40	-	▪
		2A-BLK	-	0.9	-	1	20	\$6.40	-	
		SP2A3	666	37.5	Yes	25	25	-	\$142.50	▪
		SP2A14	669	37.5	Yes	25	25	-	\$157.50	
		SP2A92	673	37.5	Yes	25	25	-	\$142.50	▪

Stocked products will typically ship in 3 business days.






[View service parts on page 215](#)

Stops
Floor stops

MODEL	SUBSTRATE	MODEL NUMBER	BHMA FINISH	WEIGHT	MUST BE ORDERED IN MULTIPLE QTY	MULTIPLE QTY	PACKED PER BOX	LIST PRICE		STOCKED
								EACH	PACKAGE	
FS13 Floor dome stop 1" height 	Brass	FS13 US3	605	-	-	1	-	\$11.60	-	
		FS13 US4	606	-	-	1	-	\$13.40	-	
		FS13 US10	612	-	-	1	-	\$13.50	-	
		FS13 US10B	613	-	-	1	-	\$13.50	-	▪
		FS13 US26	625	-	-	1	-	\$13.40	-	
		FS13 US26D	626	-	-	1	-	\$11.60	-	▪
R14 Riser For FS13 and FS17 dome stops 5/16" height 	Brass	R14 US3	605	-	-	1	-	\$9.60	-	
		R14 US4	606	-	-	1	-	\$9.60	-	
		R14 US10	612	-	-	1	-	\$10.60	-	
		R14 US10B	613	-	-	1	-	\$10.60	-	▪
		R14 US26	625	-	-	1	-	\$10.60	-	
		R14 US26D	626	-	-	1	-	\$12.40	-	▪
FS17 Floor dome stop 1-11/32" height 	Brass	FS17 US3	605	-	-	1	-	\$12.60	-	
		FS17 US4	606	-	-	1	-	\$15.20	-	
		FS17 US10	612	-	-	1	-	\$15.70	-	
		FS17 US10B	613	-	-	1	-	\$15.70	-	▪
		FS17 US26	625	-	-	1	-	\$15.20	-	
		FS17 US26D	626	-	-	1	-	\$12.60	-	▪
FS436 Floor dome stop 1" height 	Brass	FS436 US3	605	2.2	-	1	10	\$9.60	-	▪
		FS436 US4	606	2.2	-	1	10	\$9.60	-	▪
		FS436 US5	609	2.2	-	1	10	\$9.60	-	
		FS436 US10	612	2.2	-	1	10	\$11.00	-	▪
		FS436 US10B	613	2.2	-	1	10	\$11.00	-	▪
		FS436 US15	619	2.2	-	1	10	\$11.00	-	▪
		FS436 US26	625	2.2	-	1	10	\$9.90	-	▪
		FS436 US26D	626	2.2	-	1	10	\$8.00	-	▪
		FS436 643e/716	-	2.2	-	1	10	\$10.80	-	▪
		FS436 BLK	622	2.2	-	1	10	\$10.80	-	▪
	SPFS436US26D	626	2.5	Yes	10	10	-	\$80.00		
	Aluminum	FS436 US28	628	-	-	1	10	\$7.30	-	▪
SPFS436US28	628	-	Yes	15	15	-	\$109.50			
R435 Riser For 436 door stop 	Aluminum	R435 1/4 IN	-	2.1	-	1	20	\$9.10	-	▪
		R435 3/8 IN	-	2.6	-	1	20	\$9.10	-	
		R435 1/2 IN	-	2.9	-	1	20	\$9.10	-	
		R435 5/8 IN	-	3.3	-	1	20	\$9.10	-	
		R435 3/4 IN	-	3.2	-	1	20	\$9.10	-	
		R435 7/8 IN	-	3.2	-	1	20	\$9.10	-	
		R435 1 IN	-	3.1	-	1	20	\$9.10	-	





Stocked products will typically ship in 3 business days.

FLOOR STOPS
WALL STOPS
AUTOMATIC WALL HOLDERS
DOOR HOLDERS
ROLLER BUMPERS
RESIDENTIAL DOOR STOPS
DOOR SILENCERS & CRASH STOPS


MODEL	SUBSTRATE	MODEL NUMBER	BHMA FINISH	WEIGHT	MUST BE ORDERED IN MULTIPLE QTY	MULTIPLE QTY	PACKED PER BOX	LIST PRICE		STOCKED
								EACH	PACKAGE	
FS438 Floor dome stop 1-3/8" Height 	Brass	FS438 US3	605	2.7	-	1	10	\$11.60	-	
		FS438 US4	606	2.7	-	1	10	\$11.60	-	
		FS438 US5	609	2.7	-	1	10	\$11.60	-	
		FS438 US10	612	2.7	-	1	10	\$13.00	-	
		FS438 US10B	613	2.7	-	1	10	\$13.00	-	■
		FS438 US15	619	2.7	-	1	10	\$16.40	-	■
		FS438 US26	625	2.7	-	1	10	\$12.20	-	■
		FS438 US26D	626	2.7	-	1	10	\$9.00	-	■
		FS438 643e/716	-	2.7	-	1	10	\$13.00	-	
	FS438 BLK	622	2.7	-	1	10	\$13.00	-	■	
Aluminum	FS438 US28	628	1.6	-	1	10	\$8.90	-	■	
R437 Riser For 438 door stop 	Aluminum	R437 1/4 IN	-	2.0	-	1	10	\$9.70	-	
		R437 3/8 IN	-	2.0	-	1	10	\$9.70	-	
		R437 1/2 IN	-	2.0	-	1	10	\$9.70	-	
		R437 5/8 IN	-	2.0	-	1	10	\$9.70	-	
		R437 3/4 IN	-	2.2	-	1	10	\$9.70	-	
		R437 1 IN	-	2.3	-	1	10	\$9.70	-	
FS439 Universal dome floor stop 	Zinc	FS439 US3	677	2.2	-	1	10	\$16.60	-	
		FS439 US4	678	2.2	-	1	10	\$16.60	-	
		FS439 US10B	704	2.2	-	1	10	\$18.10	-	■
		FS439 US15	-	2.2	-	1	10	\$16.60	-	
		FS439 US26	681	2.2	-	1	10	\$18.10	-	
		FS439 US26D	682	2.2	-	1	10	\$14.90	-	■
		FS439 643e/716	-	2.2	-	1	10	\$18.10	-	
	FS439 BLK	676	2.2	-	1	10	\$18.10	-	■	
Stainless	FS439 US32D	630	2.2	-	1	10	\$24.20	-	■	
FS410 Decorative floor stop 	-	FS410 US3	605	3.0	-	1	-	\$39.30	-	
		FS410 US15	619	3.0	-	1	-	\$33.20	-	
		FS410 US26	625	3.0	-	1	-	\$33.20	-	
		FS410 US26D	626	3.0	-	1	-	\$33.20	-	■
		FS410 643e/716	-	3.0	-	1	-	\$33.20	-	■
		FS410 BLK	622	3.0	-	1	-	\$33.20	-	■
FS18 Security floor stop 	Steel	FS18S	-	-	-	1	-	\$16.60	-	■
	Rubber	FS18L	-	-	-	1	-	\$23.70	-	■

Stocked products will typically ship in 3 business days.

FLOOR STOPS
WALL STOPS
AUTOMATIC WALL HOLDERS
DOOR HOLDERS
ROLLER BUMPERS
RESIDENTIAL DOOR STOPS
DOOR SILENCERS & CRASH STOPS

MODEL	SUBSTRATE	MODEL NUMBER	BHMA FINISH	WEIGHT	MUST BE ORDERED IN MULTIPLE QTY	MULTIPLE QTY	PACKED PER BOX	LIST PRICE		STOCKED	
								EACH	PACKAGE		
FS434 Floor stop 	Steel	FS434 US2C	604	4.0	-	1	10	\$13.00	-	▪	
430 Floor door stop 	Aluminum	SP430A3	666	1.9	Yes	25	25	-	\$100.00		
		SP430A5	-	1.9	Yes	25	25	-	\$102.50		
		SP430A14	669	1.9	Yes	25	25	-	\$102.50		
		SP430A92	673	1.9	Yes	25	25	-	\$100.00		
	Brass	430 US3	605	1.8	-	-	1	10	\$22.50	-	
		430 US4	606	1.8	-	-	1	10	\$20.70	-	
		430 US5	609	1.8	-	-	1	10	\$26.40	-	
		430 US10B	613	1.8	-	-	1	10	\$26.40	-	
		430 US15	619	1.8	-	-	1	10	\$27.90	-	
		430 US26	625	1.8	-	-	1	10	\$26.40	-	
430 US26D	626	1.8	-	-	1	10	\$26.40	-			
430 Rubber tips	-	RT (WSPART.1075)	-	-	Yes	100	100	-	\$118.80		
FS441 Floor stop Now furnished with wood and masonry fasteners 	Brass	FS441 US3	605	1.1	-	1	2	\$33.20	-		
		FS441 US4	606	1.1	-	1	2	\$38.00	-		
		FS441 US5	609	1.1	-	1	2	\$35.50	-		
		FS441 US10	612	1.1	-	1	2	\$38.00	-		
		FS441 US10B	613	1.1	-	1	2	\$35.50	-	▪	
		FS441 US15	619	1.1	-	1	2	\$45.80	-		
		FS441 US26	625	1.1	-	1	2	\$45.80	-		
		FS441 US26D	626	1.1	-	1	2	\$32.30	-	▪	
		FS441 643e/716	-	1.1	-	1	2	\$45.80	-		
FS441 BLK	622	1.1	-	1	2	\$35.50	-	▪			
FS441 Rubber tips	-	09-315	-	-	-	1	1	\$3.20	-		
FS444 Floor stop for masonry mounting 	Brass	FS444 US3	605	2.0	-	1	2	\$39.40	-		
		FS444 US4	606	2.0	-	1	2	\$39.40	-		
		FS444 US10	612	2.0	-	1	2	\$39.40	-		
		FS444 US10B	613	2.0	-	1	2	\$46.40	-	▪	
		FS444 US15	619	2.0	-	1	2	\$50.40	-	▪	
		FS444 US26	625	2.0	-	1	2	\$39.40	-		
		FS444 US26D	626	2.0	-	1	2	\$38.00	-	▪	
		FS444 643e/716	-	2.0	-	1	2	\$46.40	-		
FS444 BLK	622	2.0	-	1	2	\$39.40	-	▪			
FS444 Rubber tips	-	09-316	-	-	-	1	1	\$3.20	-		




Stocked products will typically ship in 3 business days.

MODEL	SUBSTRATE	MODEL NUMBER	BHMA FINISH	WEIGHT	MUST BE ORDERED IN MULTIPLE QTY	MULTIPLE QTY	PACKED PER BOX	LIST PRICE		STOCKED
								EACH	PACKAGE	
FS448 Floor door stop Heavy duty for wood mounting 	Brass	FS448 US3	605	1.9	-	1	2	\$44.30	-	
		FS448 US4	606	1.9	-	1	2	\$44.30	-	
		FS448 US5	609	1.9	-	1	2	\$51.30	-	
		FS448 US10	612	1.9	-	1	2	\$44.30	-	
		FS448 US10B	613	1.9	-	1	2	\$42.80	-	▪
		FS448 US15	619	1.9	-	1	2	\$55.50	-	
		FS448 US26	625	1.9	-	1	2	\$55.50	-	
		FS448 US26D	626	1.9	-	1	2	\$44.30	-	▪
		FS448 643e/716	-	1.9	-	1	2	\$55.50	-	
	FS448 BLK	622	1.9	-	1	2	\$55.50	-		
	Aluminum	FS448 US28	628	0.8	-	1	2	\$32.40	-	
FS448 Rubber tips	-	09-316	-	-	-	1	1	\$3.20	-	





Stocked products will typically ship in 3 business days.



View service parts on page 217

MODEL	SUBSTRATE	MODEL NUMBER	BHMA FINISH	WEIGHT	MULTIPLE QTY	PACKED PER BOX	LIST PRICE EACH	STOCKED
FS9 Floor stop and semi-automatic holder 	Brass	FS9 US3	605	-	1	-	\$281.90	
		FS9 US4	606	-	1	-	\$281.90	
		FS9 US10	612	-	1	-	\$281.90	
		FS9 US10B	613	-	1	-	\$281.90	
		FS9 US26	625	-	1	-	\$281.90	
		FS9 US26D	626	-	1	-	\$241.70	
FS40 Floor stop and automatic holder Floor clearance 1/2" or less 	Brass	FS40 US3	605	-	1	-	\$119.00	
		FS40 US4	606	-	1	-	\$89.00	
		FS40 US10	612	-	1	-	\$119.00	
		FS40 US10B	613	-	1	-	\$119.00	
		FS40 US26	625	-	1	-	\$119.00	
		FS40 US26D	626	-	1	-	\$89.00	▪
FS41 Floor stop and automatic holder Floor clearance 9/16" to 1-1/16"	Brass	FS41 US3	605	-	1	-	\$123.90	
		FS41 US4	606	-	1	-	\$94.10	
		FS41 US10	612	-	1	-	\$123.90	
		FS41 US10B	613	-	1	-	\$123.90	
		FS41 US26	625	-	1	-	\$123.90	
		FS41 US26D	626	-	1	-	\$94.10	▪
FS42 Floor stop and automatic holder Floor clearance 1-1/8" to 1-9/16"	Brass	FS42 US3	605	-	1	-	\$149.00	
		FS42 US4	606	-	1	-	\$119.00	
		FS42 US10	612	-	1	-	\$149.00	
		FS42 US10B	613	-	1	-	\$149.00	
		FS42 US26	625	-	1	-	\$149.00	
		FS42 US26D	626	-	1	-	\$119.00	
FS43 Floor stop and automatic holder Floor clearance 1-5/8" to 2-11/16"	Brass	FS43 US3	605	-	1	-	\$163.90	
		FS43 US4	606	-	1	-	\$134.10	
		FS43 US10	612	-	1	-	\$163.90	
		FS43 US10B	613	-	1	-	\$163.90	
		FS43 US26	625	-	1	-	\$163.90	
		FS43 US26D	626	-	1	-	\$134.10	
FS446 Floor stop and manual door holder for masonry mounting 	Brass	FS446 US3	605	2.4	1	2	\$78.10	
		FS446 US4	606	2.4	1	2	\$78.10	
		FS446 US10	612	2.4	1	2	\$78.10	
		FS446 US10B	613	2.4	1	2	\$69.40	▪
		FS446 US15	619	2.4	1	2	\$72.10	
		FS446 US26	625	2.4	1	2	\$78.10	
		FS446 US26D	626	2.4	1	2	\$55.50	▪
	FS446 643e/716	-	2.4	1	2	\$78.10		
FS446 BLK	622	2.4	1	2	\$78.10			
Aluminum	FS446 US28	628	1.3	1	2	\$40.00		
FS446 Rubber tips	-	09-316	-	-	1	1	\$3.20	

Stocked products will typically ship in 3 business days.

MODEL	SUBSTRATE	MODEL NUMBER	BHMA FINISH	WEIGHT	MULTIPLE QTY	PACKED PER BOX	LIST PRICE EACH	STOCKED
FS450 Floor door stop and manual door holder For wood mounting 	Brass	FS450 US3	605	2.2	1	2	\$83.10	
		FS450 US4	606	2.2	1	2	\$83.10	
		FS450 US10	612	2.2	1	2	\$83.10	
		FS450 US10B	613	2.2	1	2	\$83.10	
		FS450 US15	619	2.2	1	2	\$88.10	
		FS450 US26	625	2.2	1	2	\$83.10	
		FS450 US26D	626	2.2	1	2	\$60.40	▪
		FS450 643e/716	-	2.20	1	2	\$88.10	
	FS450 BLK	622	2.2	1	2	\$83.10		
	Aluminum	FS450 US28	628	1.1	1	2	\$44.80	
FS450 Rubber tips	-	09-316	-	-	1	1	\$3.20	
FS495 Wall stop and automatic holder 	Brass	FS495 US3	605	1.8	1	1	\$121.20	
		FS495 US4	606	1.8	1	1	\$121.20	
		FS495 US10	612	1.8	1	1	\$145.40	
		FS495 US10B	613	1.8	1	1	\$145.40	
		FS495 US26	625	1.8	1	1	\$145.40	
		FS495 US26D	626	1.8	1	1	\$121.20	▪
FS496 Floor stop and automatic holder 3/8" max clearance floor to door 	Brass	FS496 US3	605	1.5	1	1	\$138.30	
		FS496 US10	612	1.5	-	1	\$138.30	
		FS496 US10B	613	1.5	1	1	\$138.30	
		FS496 US26	625	1.5	1	1	\$138.30	
		FS496 US26D	626	1.5	1	1	\$138.30	
FS497 Floor stop and automatic holder 1" max clearance floor to door 	Brass	FS497 US3	605	1.4	1	1	\$129.10	
		FS497 US10	612	1.4	1	1	\$155.10	
		FS497 US10B	613	1.4	1	1	\$155.10	
		FS497 US26	625	1.4	1	1	\$155.10	
		FS497 US26D	626	1.4	1	1	\$129.10	

Stocked products will typically ship in 3 business days.



View service parts on page 217

FLOOR STOPS

WALL STOPS







AUTOMATIC WALL HOLDERS

DOOR HOLDERS





ROLLER BUMPERS

RESIDENTIAL DOOR STOPS

DOOR SILENCERS & CRASH STOPS

MODEL	SUBSTRATE	MODEL NUMBER	BHMA FINISH	WEIGHT	MUST BE ORDERED IN MULTIPLE QTY	MULTIPLE QTY	PACKED PER BOX	LIST PRICE		STOCKED
								EACH	PACKAGE	
WS11 Wall stop for drywall mounting 	Brass	WS11 US3	605	-	-	1	-	\$62.70	-	
		WS11 US4	606	-	-	1	-	\$62.70	-	
		WS11 US10	612	-	-	1	-	\$62.70	-	
		WS11 US10B	613	-	-	1	-	\$62.70	-	
		WS11 US26	625	-	-	1	-	\$62.70	-	
		WS11 US26D	626	-	-	1	-	\$61.10	-	■
WS11X Wall stop for masonry mounting 	Brass	WS11X US3	605	-	-	1	-	\$66.90	-	
		WS11X US4	606	-	-	1	-	\$66.90	-	
		WS11X US10	612	-	-	1	-	\$66.90	-	
		WS11X US10B	613	-	-	1	-	\$66.90	-	
		WS11X US26	625	-	-	1	-	\$66.90	-	
		WS11X US26D	626	-	-	1	-	\$64.90	-	
WS20 Manual wall stop and holder for drywall mounting 	Brass	WS20 US3	605	-	-	1	-	\$113.50	-	
		WS20 US4	606	-	-	1	-	\$113.50	-	
		WS20 US10	612	-	-	1	-	\$113.50	-	
		WS20 US10B	613	-	-	1	-	\$113.50	-	
		WS20 US26	625	-	-	1	-	\$113.50	-	
		WS20 US26D	626	-	-	1	-	\$95.30	-	■
	Aluminum	WS20 US28	628	-	-	1	-	\$90.80	-	
WS20X Manual wall stop and holder for masonry mounting 	Brass	WS20X US3	605	-	-	1	-	\$117.50	-	
		WS20X US4	606	-	-	1	-	\$117.50	-	
		WS20X US10	612	-	-	1	-	\$117.50	-	
		WS20X US10B	613	-	-	1	-	\$117.50	-	
		WS20X US26	625	-	-	1	-	\$117.50	-	
		WS20X US26D	626	-	-	1	-	\$101.50	-	
	Aluminum	WS20X US28	628	-	-	1	-	\$96.70	-	
WS33 Wall stop for drywall mounting 	Brass	WS33 US26D	626	-	-	1	-	\$75.50	-	■
WS33X Wall stop for masonry mounting 	Brass	WS33X US26D	626	-	-	1	-	\$80.60	-	■

Stocked products will typically ship in 3 business days.

MODEL	SUBSTRATE	MODEL NUMBER	BHMA FINISH	WEIGHT	MUST BE ORDERED IN MULTIPLE QTY	MULTIPLE QTY	PACKED PER BOX	LIST PRICE		STOCKED
								EACH	PACKAGE	
WS65 Wall stop 	Aluminum	WS65 US3AL	666	2.8	-	1	20	\$6.80	-	
		WS65 US10AL	668	2.1	-	1	20	\$6.80	-	
		WS65 US10B-AL	703	2.8	-	1	20	\$6.80	-	
		WS65 US27	673	-	-	1	20	\$6.80	-	■
		SPWS65 US3AL	666	-	Yes	25	25	-	\$162.50	
		SPWS65 US27	673	-	Yes	25	25	-	\$162.50	
WS65 Rubber tips	-	RT (WSPART.1075)	-	-	Yes	100	100	-	\$118.80	
WS401/402CVX Wall bumper with plastic anchor Convex rubber, with drywall and masonry anchors 	Brass	WS401/402 CVX US3	605	2.9	-	1	10	\$24.00	-	
		WS401/402 CVX US4	606	2.9	-	1	10	\$27.90	-	
		WS401/402 CVX US10	612	2.9	-	1	10	\$27.90	-	
		WS401/402 CVX US10B	613	2.9	-	1	10	\$27.90	-	■
		WS401/402 CVX US15	619	2.9	-	1	10	\$27.90	-	
		WS401/402 CVX US26	625	2.9	-	1	10	\$27.90	-	
		WS401/402 CVX US26D	626	2.9	-	1	10	\$27.90	-	■
WS401/402CCV Wall bumper with plastic anchor Concave rubber, with drywall and masonry anchors 	Brass	WS401/402 CCV US3	605	3.1	-	1	10	\$24.00	-	
		WS401/402 CCV US4	606	3.1	-	1	10	\$27.90	-	
		WS401/402 CCV US10	612	3.1	-	1	10	\$27.90	-	
		WS401/402 CCV US10B	613	3.1	-	1	10	\$27.90	-	■
		WS401/402 CCV US15	619	3.1	-	1	10	\$27.90	-	
		WS401/402 CCV US26	625	3.1	-	1	10	\$27.90	-	
		WS401/402 CCV US26D	626	3.1	-	1	10	\$27.90	-	■
WS404CVX Small wall stop Convex rubber 1" Base diameter 	Brass	WS404 US3	605	1.0	-	1	20	\$8.50	-	
		WS404 US4	606	1.0	-	1	20	\$9.90	-	
		WS404 US5	609	1.0	-	1	20	\$9.90	-	
		WS404 US10	612	1.0	-	1	20	\$9.90	-	
		WS404 US10B	613	1.0	-	1	20	\$9.90	-	
		WS404 US15	619	1.0	-	1	20	\$10.30	-	
		WS404 US26	625	1.0	-	1	20	\$9.90	-	
		WS404 US26D	626	1.0	-	1	20	\$9.90	-	■
		WS404 643e/716	-	1	-	1	20	\$9.90	-	
		WS404 BLK	622	1	-	1	20	\$9.90	-	

Stocked products will typically ship in 3 business days.

HINGES & PIVOTS
 PULLS & PLATES
 FLUSH BOLTS & COORDINATORS
 LATCHES, CATCHES & BOLTS
 STOPS
 EXTERIOR HARDWARE
 MISCELLANEOUS
 PARTS

FLOOR STOPS

WALL STOPS




AUTOMATIC WALL HOLDERS

DOOR HOLDERS

ROLLER BUMPERS

RESIDENTIAL DOOR STOPS





DOOR SILENCERS & CRASH STOPS

MODEL	SUBSTRATE	MODEL NUMBER	BHMA FINISH	WEIGHT	MUST BE ORDERED IN MULTIPLE QTY	MULTIPLE QTY	PACKED PER BOX	LIST PRICE		STOCKED
								EACH	PACKAGE	
WS406/407CVX Wall stop with plastic anchor Convex rubber, with drywall and masonry anchors 	Brass	WS406/407CVX US3	605	1.8	-	1	10	\$5.70	-	▪
		WS406/407CVX US4	606	1.8	-	1	10	\$5.70	-	▪
		WS406/407CVX US5	609	1.8	-	1	10	\$6.50	-	▪
		WS406/407CVX US10	612	1.8	-	1	10	\$6.50	-	▪
		WS406/407CVX US10B	613	1.8	-	1	10	\$6.50	-	▪
		WS406/407CVX US15	619	1.8	-	1	10	\$6.50	-	▪
		WS406/407CVX US26	625	1.8	-	1	10	\$6.50	-	▪
		WS406/407CVX US26D	626	1.8	-	1	10	\$5.70	-	▪
		WS406/407CVX 643e/716	-	1.8	-	1	10	\$6.50	-	▪
		WS406/407CVX BLK	622	1.8	-	1	10	\$6.50	-	▪
	Stainless	WS406/407CVX US32D	630	1.8	-	1	10	\$4.50	-	▪
WS406/407CCV Wall stop with plastic anchor Concave rubber, with drywall and masonry anchors 	Brass	WS406/407CCV US3	605	2.0	-	1	10	\$5.70	-	▪
		WS406/407CCV US4	606	2.0	-	1	10	\$5.70	-	▪
		WS406/407CCV US5	609	1.8	-	1	10	\$6.50	-	▪
		WS406/407CCV US10	612	2.0	-	1	10	\$6.50	-	▪
		WS406/407CCV US10B	613	2.0	-	1	10	\$6.50	-	▪
		WS406/407CCV US15	619	2.0	-	1	10	\$6.50	-	▪
		WS406/407CCV US26	625	2.0	-	1	10	\$6.50	-	▪
		WS406/407CCV US26D	626	2.0	-	1	10	\$5.70	-	▪
		WS406/407CCV 643e/716	-	2	-	1	10	\$6.50	-	▪
		WS406/407CCV BLK	622	2	-	1	10	\$6.50	-	▪
	Stainless	WS406/407CCV US32D	630	2.0	-	1	10	\$4.50	-	▪
411R-W Wall bumper - adhesive 	Rubber	411R-W	-	1.1	-	1	20	\$4.20	-	▪

Stocked products will typically ship in 3 business days.



View service parts on page 218

MODEL	SUBSTRATE	MODEL NUMBER	BHMA FINISH	WEIGHT	MULTIPLE QTY	PACKED PER BOX	LIST PRICE EACH	STOCKED
WS443 Wall door stop for masonry mounting 	Brass	WS443 US3	605	1.5	1	2	\$51.60	
		WS443 US4	606	1.5	1	2	\$64.40	
		WS443 US10	612	1.5	1	2	\$62.10	
		WS443 US10B	613	1.5	1	2	\$62.10	
		WS443 US15	619	1.5	1	2	\$64.40	
		WS443 US26	625	1.5	1	2	\$62.10	
		WS443 US26D	626	1.5	1	2	\$62.10	▪
		WS443 643e/716	-	1.5	1	2	\$64.40	
		WS443 BLK	622	1.5	1	2	\$62.10	
WS443 Rubber tips	-	09-316	-	-	1	1	\$3.20	
WS445 Wall door stop with heavy duty holder for masonry mounting 	Brass	WS445 US3	605	1.9	1	2	\$81.80	
		WS445 US4	606	1.9	1	2	\$98.30	
		WS445 US10	612	1.9	1	2	\$98.30	
		WS445 US10B	613	1.9	1	2	\$98.30	
		WS445 US15	619	1.9	1	2	\$102.30	
		WS445 US26	625	1.9	1	2	\$98.30	
		WS445 US26D	626	1.9	1	2	\$98.30	▪
		WS445 643e/716	-	1.9	1	2	\$102.30	
		WS445 BLK	622	1.9	1	2	\$98.30	
WS445 Rubber tips	-	09-316	-	-	1	1	\$3.20	
WS447 Heavy duty wall door stop for drywall mounting 	Brass	WS447 US3	605	1.3	1	2	\$46.90	
		WS447 US4	606	1.3	1	2	\$56.40	
		WS447 US10	612	1.3	1	2	\$56.40	
		WS447 US10B	613	1.3	1	2	\$56.40	
		WS447 US15	619	1.3	1	2	\$58.60	
		WS447 US26	625	1.3	1	2	\$56.40	
		WS447 US26D	626	1.3	1	2	\$56.40	▪
		WS447 643e/716	-	1.3	1	2	\$47.10	
		WS447 BLK	622	1.3	1	2	\$45.40	
WS447 Rubber tips	-	09-316	-	-	1	1	\$3.20	
WS449 Wall door stop with heavy duty holder for drywall mounting 	Brass	WS449 US3	605	1.6	1	2	\$78.20	
		WS449 US4	606	1.6	1	2	\$93.70	
		WS449 US10	612	1.6	1	2	\$93.70	
		WS449 US10B	613	1.6	1	2	\$93.70	
		WS449 US15	619	1.6	1	2	\$93.70	
		WS449 US26	625	1.6	1	2	\$93.70	
		WS449 US26D	626	1.6	1	2	\$93.70	▪
		WS449 643e/716	-	1.6	1	2	\$97.40	
	WS449 BLK	622	1.6	1	2	\$93.70		
Aluminum	WS449 US28	628	0.9	1	2	\$65.40		
WS449 Rubber tips	-	09-316	-	-	1	1	\$3.20	

Stocked products will typically ship in 3 business days.



View service parts on page 219

FLOOR STOPS

WALL STOPS




AUTOMATIC WALL HOLDERS

DOOR HOLDERS

ROLLER BUMPERS

RESIDENTIAL DOOR STOPS

DOOR SILENCERS & CRASH STOPS

MODEL	SUBSTRATE	MODEL NUMBER	BHMA FINISH	MULTIPLE QTY	LIST PRICE EACH	STOCKED
WS40 Automatic wall stop and holder 	Brass	WS40 US3	605	1	\$159.50	
		WS40 US4	606	1	\$159.50	
		WS40 US10	612	1	\$159.50	
		WS40 US10B	613	1	\$159.50	
		WS40 US26	625	1	\$159.50	
		WS40 US26D	626	1	\$149.90	▪
	Aluminum	WS40 US28	628	1	\$127.30	
WS45 Automatic wall holder for drywall mounting 	Brass	WS45 US3	605	1	\$213.80	
		WS45 US4	606	1	\$213.80	
		WS45 US10	612	1	\$213.80	
		WS45 US10B	613	1	\$213.80	
		WS45 US15	619	1	\$213.80	
		WS45 US26	625	1	\$213.80	
		WS45 US26D	626	1	\$208.50	▪
		WS45 B-643e/716	-	1	\$213.80	
	Aluminum	WS45 US28	628	1	\$168.30	
WS45X Automatic wall holder for masonry mounting 	Brass	WS45X US3	605	1	\$226.40	
		WS45X US4	606	1	\$226.40	
		WS45X US10	612	1	\$226.40	
		WS45X US10B	613	1	\$226.40	
		WS45X US15	619	1	\$226.40	
		WS45X US26	625	1	\$226.40	
		WS45X US26D	626	1	\$220.90	▪
		WS45X B-643e/716	-	1	\$226.40	
	Aluminum	WS45X US28	628	1	\$180.60	

Stocked products will typically ship in 3 business days.






View service parts on page 219

MODEL	SUBSTRATE	MODEL NUMBER	BHMA FINISH	WEIGHT	MUST BE ORDERED IN MULTIPLE QTY	MULTIPLE QTY	PACKED PER BOX	LIST PRICE		STOCKED
								EACH	PACKAGE	
FS452 Kick down door holder 4" 	Brass	FS452-4 US3	605	5.0	-	1	10	\$42.80	-	
		FS452-4 US4	606	5.0	-	1	10	\$42.80	-	
		FS452-4 US10	612	5.0	-	1	10	\$42.80	-	
		FS452-4 US10B	613	5.0	-	1	10	\$45.00	-	■
		FS452-4 US15	619	5.0	-	1	10	\$58.50	-	
		FS452-4 US26	625	5.0	-	1	10	\$63.40	-	
		FS452-4 US26D	626	5.0	-	1	10	\$41.10	-	■
		FS452-4 643e/716	-	5.0	-	1	10	\$58.50	-	
	FS452-4 BLK	622	5.0	-	1	10	\$45.00	-		
	Aluminum	FS452-4 US28	628	2.1	-	1	10	\$37.20	-	
FS452 Rubber tips	-	HRT (FSPART.1075)	-	-	Yes	100	100	-	\$180.00	
FS452 Kick down door holder 5" 	Brass	FS452-5 US3	605	5.8	-	1	10	\$59.10	-	
		FS452-5 US4	606	5.8	-	1	10	\$59.10	-	
		FS452-5 US10	612	5.8	-	1	10	\$59.10	-	
		FS452-5 US10B	613	5.8	-	1	10	\$59.10	-	■
		FS452-5 US15	619	5.8	-	1	10	\$66.60	-	
		FS452-5 US26	625	5.8	-	1	10	\$74.20	-	
		FS452-5 US26D	626	5.8	-	1	10	\$51.00	-	■
		FS452-5 643e/716	-	5.8	-	1	10	\$66.60	-	
	FS452-5 BLK	622	5.8	-	1	10	\$59.10	-		
FS452 Rubber tips	-	HRT (FSPART.1075)	-	-	Yes	100	100	-	\$180.00	
FS455 Kick down door holder 4" 	Aluminum	FS455-4 US3AL	666	1.9	-	1	10	\$11.70	-	
		FS455-4 US5AL	-	2.0	-	1	10	\$17.10	-	
		FS455-4 US10AL	668	1.9	-	1	10	\$11.70	-	
		FS455-4 US27	673	1.9	-	1	10	\$11.70	-	■
		SPFS455-4 US3AL	666	46.5	Yes	15	15	-	\$169.50	
		SPFS455-4 US5AL	-	46.5	Yes	15	15	-	\$261.00	
		SPFS455-4 US27	673	46.5	Yes	15	15	-	\$169.50	
	Brass	FS455-4 US3	605	4.6	-	1	10	\$46.40	-	
		FS455-4 US4	606	4.6	-	1	10	\$46.40	-	
		FS455-4 US5	609	4.6	-	1	10	\$55.70	-	
		FS455-4 US10	612	4.6	-	1	10	\$46.40	-	
		FS455-4 US10B	613	4.6	-	1	10	\$55.70	-	■
		FS455-4 US15	619	4.6	-	1	10	\$57.00	-	
		FS455-4 US26	625	4.6	-	1	10	\$55.70	-	
		FS455-4 US26D	626	4.6	-	1	10	\$55.70	-	■
FS455-4 643e/716	-	4.6	-	1	10	\$57.00	-			
FS455-4 BLK	622	4.6	-	1	10	\$55.70	-			

Stocked products will typically ship in 3 business days.




FLOOR STOPS
WALL STOPS
AUTOMATIC WALL HOLDERS
DOOR HOLDERS
ROLLER BUMPERS
RESIDENTIAL DOOR STOPS
DOOR SILENCERS & CRASH STOPS

MODEL	SUBSTRATE	MODEL NUMBER	BHMA FINISH	WEIGHT	MUST BE ORDERED IN MULTIPLE QTY	MULTIPLE QTY	PACKED PER BOX	LIST PRICE		STOCKED
								EACH	PACKAGE	
FS544 Kick down door holder 4" 	Steel	FS544 SP4	706	-	-	1	-	\$17.10	-	
		FS544 SP10	691	-	-	1	-	\$17.10	-	
		FS544 SP28	689	-	-	1	-	\$17.10	-	▪
		FS544 SP313	695	-	-	1	-	\$17.10	-	▪
		FS544 BLK	-	-	-	1	-	\$17.10	-	
FS555 Kick down door holder 5" 	Steel	FS555 SP4	706	-	-	1	-	\$18.40	-	
		FS555 SP10	691	-	-	1	-	\$18.40	-	
		FS555 SP28	689	-	-	1	-	\$18.40	-	▪
		FS555 SP313	695	-	-	1	-	\$18.40	-	
		FS555 BLK	-	-	-	1	-	\$18.40	-	
FS1153/FS1154 Plunger type door holder 	Aluminum	FS1153 US28	628	-	-	-	-	\$69.40	-	▪
	Brass	FS1154 US3	605	-	-	-	-	\$125.10	-	
		FS1154 US4	606	-	-	-	-	\$125.10	-	
		FS1154 US10	612	-	-	-	-	\$125.10	-	
		FS1154 US10B	613	-	-	-	-	\$125.10	-	
		FS1154 US26	625	-	-	-	-	\$125.10	-	
		FS1154 US26D	626	-	-	-	-	\$125.10	-	▪

Stocked products will typically ship in 3 business days.



[View service parts on page 220](#)




MODEL	SUBSTRATE	MODEL NUMBER	BHMA FINISH	WEIGHT	MULTIPLE QTY	PACKED PER BOX	LIST PRICE EACH	STOCKED
RB470 Roller bumper 2" reach 	Brass	RB470 US3	605	0.9	1	2	\$44.50	
		RB470 US26	625	0.9	1	2	\$55.70	
		RB470 US26D	626	0.9	1	2	\$55.70	
RB470 Large roller pkg	Brass	09-137-626	626	-	1	1	\$8.10	
RB471 Roller bumper 4-1/2" projection 	Brass	RB471 US3	605	1.0	1	2	\$42.00	
		RB471 US4	606	1.0	1	2	\$50.40	
		RB471 US26	625	1.0	1	2	\$50.40	
		RB471 US26D	626	1.0	1	2	\$50.40	▪
RB472 Roller bumper 6" projection 	Brass	RB472 US3	605	1.1	1	2	\$44.60	
		RB472 US4	606	1.1	1	2	\$53.10	
		RB472 US10	612	1.1	1	2	\$53.10	
		RB472 US10B	613	1.1	1	2	\$53.10	
		RB472 US15	619	1.1	1	2	\$50.50	
		RB472 US26	625	1.1	1	2	\$53.10	
		RB472 US26D	626	1.1	1	2	\$53.10	▪
RB472 Large roller pkg	Brass	09-137-626	626	-	1	1	\$8.10	

Stocked products will typically ship in 3 business days.





[View service parts on page 221](#)

FLOOR STOPS
WALL STOPS
AUTOMATIC WALL HOLDERS
DOOR HOLDERS
ROLLER BUMPERS
RESIDENTIAL DOOR STOPS
DOOR SILENCERS & CRASH STOPS




MODEL	SUBSTRATE	MODEL NUMBER	BHMA FINISH	WEIGHT	MUST BE ORDERED IN MULTIPLE QTY	MULTIPLE QTY	PACKED PER BOX	LIST PRICE		STOCKED
								EACH	PACKAGE	
060 Flexible door stop 3" projection 	Steel	060F3	632	1.1	-	1	20	\$1.80	-	
		060F5	638	1.1	-	1	20	\$1.80	-	
		060F10	639	1.1	-	1	20	\$1.80	-	
		060F10B	640	1.1	-	1	20	\$1.80	-	▪
		060F14	645	1.1	-	1	20	\$1.80	-	▪
		060F15	646	1.1	-	1	20	\$1.80	-	▪
		060F26	651	1.1	-	1	20	\$1.80	-	
		060F26D	652	1.1	-	1	20	\$1.80	-	▪
		060F-643e/716	-	1.1	-	1	20	\$1.80	-	
		060F-BLK	631	1.1	-	1	20	\$1.80	-	▪
		SP060F3	632	145.0	Yes	50	50	-	\$85.00	
		SP060F5	638	145.0	Yes	50	50	-	\$85.00	
		SP060F10B	640	145.0	Yes	50	50	-	\$85.00	
		SP060F14	645	145.0	Yes	50	50	-	\$85.00	
SRT (WSPART.1076)	9	-	Yes	100	100	-	\$60.00			
061 Flexible door stop 4" projection 	Steel	061F3	632	1.4	-	1	20	\$1.90	-	
		061F5	638	1.4	-	1	20	\$1.90	-	
		061F10	639	1.4	-	1	20	\$1.90	-	
		061F10B	640	1.4	-	1	20	\$1.90	-	
		061F14	645	1.4	-	1	20	\$1.90	-	
		061F15	646	1.4	-	1	20	\$1.90	-	
		061F26	651	1.4	-	1	20	\$1.90	-	
		061F26D	652	1.4	-	1	20	\$1.90	-	▪
		061F-643e/716	-	1.4	-	1	20	\$1.90	-	
		061F-BLK	631	1.4	-	1	20	\$1.90	-	
		061F-W	-	1.4	-	1	20	\$1.90	-	
		SP061F3	632	47.5	Yes	25	25	-	\$45.00	
		SP061F5	638	47.5	Yes	25	25	-	\$45.00	
		SP061F14	645	47.5	Yes	25	25	-	\$45.00	
Rubber tips - flexible stops	-	SRT (WSPART.1076)	-	-	Yes	100	100	-	\$60.00	
60 Door stop 3-3/4" projection 	Aluminum	60A3	666	1.5	-	1	20	\$5.10	-	
		60A10B	703	1.5	-	1	20	\$6.90	-	
		60A14	669	1.5	-	1	20	\$5.10	-	
		60A15	670	1.5	-	1	20	\$5.10	-	▪
		60A26	672	1.5	-	1	20	\$5.10	-	
		60A26D	702	1.5	-	1	20	\$5.10	-	▪
		60A92	673	1.5	-	1	20	\$5.10	-	▪
		60A-643e/716	-	1.5	-	1	20	\$6.90	-	
60A-BLK	-	1.5	-	1	20	\$5.10	-			

Stocked products will typically ship in 3 business days.



MODEL	SUBSTRATE	MODEL NUMBER	BHMA FINISH	WEIGHT	MUST BE ORDERED IN MULTIPLE QTY	MULTIPLE QTY	PACKED PER BOX	LIST PRICE		STOCKED
								EACH	PACKAGE	
60 Door stop 3-3/4" projection 	Brass	60B3	605	1.9	-	1	10	\$18.30	-	
		60B4	606	1.9	-	1	10	\$18.30	-	
		60B5	609	1.9	-	1	10	\$18.30	-	
		60B10	612	1.9	-	1	10	\$23.80	-	
		60B10B	613	1.9	-	1	10	\$23.80	-	
		60B15	619	1.9	-	1	10	\$23.80	-	■
		60B26	625	1.9	-	1	10	\$23.80	-	
		60B26D	626	1.9	-	1	10	\$23.80	-	
		60B-643e/716	-	1.9	-	1	10	\$23.80	-	
		60B-BLK	622	1.9	-	1	10	\$23.80	-	
60 Rubber tips	-	RT (WSPART.1075)	-	-	Yes	100	100	-	\$118.80	
61 Solid door stop 3-3/16" projection  † Provided with black rubber tip	Aluminum	61A3	666	1.2	-	1	20	\$5.10	-	■
		61A5	-	1.2	-	1	20	\$5.10	-	
		61A10	668	1.2	-	1	20	\$5.10	-	
		61A10B	703	1.2	-	1	20	\$5.10	-	■
		61A14	669	1.2	-	1	20	\$5.10	-	■
		61A15	670	1.2	-	1	20	\$5.10	-	■
		61A26	672	1.2	-	1	20	\$5.10	-	
		61A26D	702	1.2	-	1	20	\$5.10	-	
		61A92	673	1.2	-	1	20	\$5.10	-	■
		61A 643e/716†	-	1.2	-	1	20	\$5.10	-	■
		61A-BLK	-	1.3	-	1	20	\$5.50	-	■
		61A-W	-	1.3	-	1	20	\$5.50	-	■
		SP61A10B	703	42.5	Yes	25	25	-	\$132.50	
		SP61A3	666	42.5	Yes	25	25	-	\$132.50	
		SP61A5	-	42.5	Yes	25	25	-	\$132.50	
		SP61A14	669	42.5	Yes	25	25	-	\$132.50	
		SP61A92	673	42.5	Yes	25	25	-	\$132.50	
		SP61A-BLK	-	20.0	Yes	10	10	-	\$56.00	
SP61A-W	-	50.0	Yes	25	25	-	\$140.00			

Stocked products will typically ship in 3 business days.

FLOOR STOPS
WALL STOPS
AUTOMATIC WALL HOLDERS
DOOR HOLDERS
ROLLER BUMPERS
RESIDENTIAL DOOR STOPS
DOOR SILENCERS & CRASH STOPS




MODEL	SUBSTRATE	MODEL NUMBER	BHMA FINISH	WEIGHT	MUST BE ORDERED IN MULTIPLE QTY	MULTIPLE QTY	PACKED PER BOX	LIST PRICE		STOCKED
								EACH	PACKAGE	
61 Solid door stop 3-1/8" projection 	Brass	61B3	605	1.4	-	1	10	\$18.30	-	▪
		61B4	606	1.4	-	1	10	\$18.30	-	-
		61B5	609	1.4	-	1	10	\$18.30	-	▪
		61B10	612	1.4	-	1	10	\$23.80	-	-
		61B10B	613	1.4	-	1	10	\$23.80	-	▪
		61B15	619	1.4	-	1	10	\$23.80	-	▪
		61B15A	620	1.4	-	1	10	\$23.80	-	-
		61B26	625	1.4	-	1	10	\$23.80	-	▪
		61B26D	626	1.4	-	1	10	\$18.30	-	▪
		61B-643e/716	-	1.4	-	1	10	\$23.80	-	-
		61B-BLK	622	1.4	-	1	10	\$23.80	-	-
		SP61B 10B	613	-	Yes	10	10	-	\$246.00	-
	SP61B26 (WS.10347)	625	-	Yes	10	10	-	\$246.00	-	-
	Zinc	61Z-619E	-	4.1	-	1	20	\$4.50	-	-
61Z-643e/716	-	-	-	-	1	20	\$6.20	-	▪	
61 Rubber tips	-	RT (WSPART.1075)	-	-	Yes	100	100	-	\$118.80	-
63 Flexible door stop 	Steel	63F-605E	632	2.7	-	1	20	\$1.40	-	-
		63F-609E	638	2.7	-	1	20	\$1.40	-	-
		63F-619E	646	1.8	-	1	20	\$1.40	-	▪
		63F-625E	-	1.8	-	1	20	\$1.40	-	-
		63F-626E	-	1.8	-	1	20	\$1.40	-	▪
		63F-643e/716	-	1.8	-	1	20	\$1.40	-	▪
		63F-BLK	631	1.8	-	1	20	\$1.40	-	▪
		63F-W	-	1.8	-	1	20	\$1.40	-	▪
63 Rubber tips	-	RT (WSPART.1075)	-	-	Yes	100	100	-	\$118.80	-
64 Door stop 3-1/4" projection 	Aluminum	64A3	666	2.3	-	1	20	\$4.20	-	-
		64A10B	703	2.3	-	1	20	\$4.20	-	-
		64A92	673	2.3	-	1	20	\$4.20	-	▪
	Brass	64B3	605	-	-	1	10	\$16.20	-	-
		64B4	606	-	-	1	10	\$17.70	-	-
		64B5	609	2.1	-	1	10	\$20.80	-	-
		64B10	612	2.3	-	1	10	\$20.80	-	-
		64B10B	613	2.3	-	1	10	\$20.80	-	-
		64B15	619	2.3	-	1	10	\$20.80	-	-
		64B26	625	2.3	-	1	10	\$20.80	-	-
		64B26D	626	2.3	-	1	10	\$20.80	-	▪
		64B-643e/716	-	2.3	-	1	10	\$20.80	-	-
64B-BLK	622	2.3	-	1	10	\$20.80	-	-		
64 Rubber tips	-	RT (WSPART.1075)	-	-	Yes	100	100	-	\$118.80	-

Stocked products will typically ship in 3 business days.

MODEL	SUBSTRATE	MODEL NUMBER	BHMA FINISH	WEIGHT	MUST BE ORDERED IN MULTIPLE QTY	MULTIPLE QTY	PACKED PER BOX	LIST PRICE		STOCKED
								EACH	PACKAGE	
69 Hinge pin door stop Door opening adjustments 70° - 100° 	Steel	69F3	632	2.6	-	1	20	\$6.40	-	
		69F5	638	2.6	-	1	20	\$6.40	-	
		69F10	639	2.6	-	1	20	\$6.40	-	
		69F10B	640	2.6	-	1	20	\$6.40	-	▪
		69F14	645	2.6	-	1	20	\$6.40	-	▪
		69F15	646	2.6	-	1	20	\$6.40	-	▪
		69F15A	647	2.6	-	1	20	\$6.40	-	
		69F26	651	2.6	-	1	20	\$6.40	-	
		69F26D	652	2.6	-	1	20	\$6.40	-	▪
		69F-643e/716	-	2.6	-	1	20	\$6.40	-	
		69F-BLK	631	2.6	-	1	20	\$6.40	-	▪
		SP69F3	632	82.5	Yes	25	25	-	\$157.50	
		SP69F5	635	82.5	Yes	25	25	-	\$157.50	
		SP69F14	645	82.5	Yes	25	25	-	\$157.50	
69 Rubber tips	-	09-310	-	-	Yes	100	100	-	\$110.00	
70 Hinge pin door stop Door opening adjustments 85° - 125°  Picture above for aluminum substrates † Provided with black rubber tip	Aluminum	70A3	666	1.3	-	1	20	\$3.30	-	▪
		70A4	667	1.3	-	1	20	\$3.30	-	
		70A5	-	1.3	-	1	20	\$3.90	-	
		70A10	668	1.3	-	1	20	\$3.30	-	
		70A10B	703	1.3	-	1	20	\$3.90	-	▪
		70A14	669	1.3	-	1	20	\$3.90	-	▪
		70A15	670	1.3	-	1	20	\$3.90	-	▪
		70A26	672	1.3	-	1	20	\$3.30	-	
		70A26D	702	1.3	-	1	20	\$3.30	-	▪
		70A92	673	1.3	-	1	20	\$3.30	-	▪
		70A 643e/716†	-	1.3	-	1	20	\$3.90	-	▪
		70A-BLK	-	1.4	-	1	20	\$4.50	-	▪
		70A-W	-	1.4	-	1	20	\$4.50	-	▪
		SP70A3	666	55.0	Yes	25	25	-	\$87.50	
		SP70A5	-	55.0	Yes	25	25	-	\$97.50	
SP70A10	668	55.0	Yes	25	25	-	\$87.50			
SP70A92	673	55.0	Yes	25	25	-	\$87.50			

Stocked products will typically ship in 3 business days.





FLOOR STOPS
WALL STOPS
AUTOMATIC WALL HOLDERS
DOOR HOLDERS
ROLLER BUMPERS
RESIDENTIAL DOOR STOPS
DOOR SILENCERS & CRASH STOPS

MODEL	SUBSTRATE	MODEL NUMBER	BHMA FINISH	WEIGHT	MUST BE ORDERED IN MULTIPLE QTY	MULTIPLE QTY	PACKED PER BOX	LIST PRICE		STOCKED
								EACH	PACKAGE	
70 Hinge pin door stop Door opening adjustments 85° - 125°  Picture above for brass and zinc substrates † Provided with black rubber tip	Brass	70B3	605	1.4	-	1	10	\$16.60	-	
		70B4	606	1.4	-	1	10	\$16.60	-	
		70B5	609	1.4	-	1	10	\$21.20	-	
		70B10	612	1.4	-	1	10	\$21.20	-	
		70B10B	613	1.4	-	1	10	\$21.20	-	▪
		70B15	619	1.4	-	1	10	\$21.20	-	▪
		70B26	625	1.4	-	1	10	\$21.20	-	
		70B26D	626	1.4	-	1	10	\$21.20	-	▪
		70B-643e/716	-	1.4	-	1	10	\$21.20	-	
		70B-BLK	622	1.4	-	1	10	\$21.20	-	
	Zinc	70Z-406E	-	-	-	1	10	\$4.50	-	
	70Z-643e/716	-	-	-	1	20	\$4.50	-		
70 Rubber tips	-	RT (WSPART.1075)	-	-	Yes	100	100	-	\$118.80	
72 Hinge pin door stops 	Zinc	72Z-605E	677	-	-	1	50	\$3.90	-	
		72Z-609E	-	-	-	1	50	\$3.90	-	
		72Z-613E	704	-	-	1	50	\$3.90	-	
		72Z-619E	-	-	-	1	50	\$3.90	-	▪
		72Z-625E	681	-	-	1	50	\$3.90	-	
		72Z-626E	682	-	-	1	50	\$3.90	-	
		72Z-643e/716	-	-	-	1	50	\$3.90	-	
		72Z-BLK	676	-	-	1	50	\$3.90	-	
72Z-W	-	-	-	1	50	\$3.90	-			
72 Rubber tips	-	RT (WSPART.1075)	-	-	Yes	100	100	-	\$118.80	
73 Hinge pin door stops 	Zinc	73Z-605E	677	-	-	1	25	\$7.60	-	
		73Z-613E	704	-	-	1	25	\$7.60	-	
		73Z-619E	-	-	-	1	25	\$7.60	-	▪
		73Z-625E	681	-	-	1	25	\$7.60	-	
73 Rubber tips	-	RT (WSPART.1075)	-	-	Yes	100	100	-	\$118.80	

Stocked products will typically ship in 3 business days.



[View service parts on page 221](#)

MODEL	SUBSTRATE	MODEL NUMBER	BHMA FINISH	WEIGHT	MULTIPLE QTY	PACKED PER BOX	LIST PRICE EACH	STOCKED
SR64 Door silencer - hollow metal 	-	SR64 GRY (100/pk)	-	2.1	1	100	\$47.30	▪
		SR64 GRY - BULK (2500/pk)	-	-	1	2,500	\$717.20	
SR65 Door silencer - wood 	-	SR65 GRY (100/pk)	-	-	1	100	\$47.30	▪
SR66 Door silencer - adhesive 	-	SR66 BRN (100/pk)	-	-	1	100	\$47.30	
		SR66 GRY (100/pk)	-	-	1	100	\$47.30	▪
		SR66 WHT (100/pk)	-	-	1	100	\$47.30	
CS115 Crash stop 	Steel	CS115 US10B 20 1/2 IN	613	5.0	1	5	\$70.20	
		CS115 US10B 25 1/2 IN	613	5.5	1	5	\$74.80	▪
		CS115 US10B 30 1/2 IN	613	6.0	1	5	\$83.10	
		CS115 US26D 20 1/2 IN	626	5.0	1	5	\$70.20	▪
		CS115 US26D 25 1/2 IN	626	5.5	1	5	\$74.80	▪
		CS115 US26D 30 1/2 IN	626	6.0	1	5	\$83.10	▪








Stocked products will typically ship in 3 business days.




View service parts on page 222


Exterior hardware

Lock guards

MODEL	MODEL IMAGES	SUBSTRATE	MODEL NUMBER	BHMA FINISH	LIST PRICE EACH	STOCKED
LG1 Lock guard With security pin frame Non-handed Ideal for use with mortise or cylindrical locks		Steel	LG1 USP	600	\$35.10	
			LG1 US2G	603	\$28.80	
			LG1 SP313	695	\$33.20	
		Brass	LG1 US4	606	\$73.00	
			LG1 US10	612	\$73.00	
			Stainless	LG1 US32D	630	\$66.40
LG7 Lock guard Non-handed Ideal for use with mortise or cylindrical locks		Stainless	LG7 US32D	630	\$66.40	
LG10 Lock guard Non-handed For use with type 86 mortise and type 161 cylindrical locks		Stainless	LG10 US32D	630	\$61.90	▪
		Steel	LG10 USP	600	\$42.10	
LG11 Lock guard - Aluminum doors Unit is handed - Specify left or right hand when ordering.		Stainless	LG11 US32D RH	630	\$73.00	
			LG11 US32D LH	630	\$73.00	
		Steel	LG11 SP313 RH	695	\$55.30	
			LG11 SP313 LH	695	\$55.30	
LG12 Lock guard - Narrow Non-handed Narrow design unit for use on rose or escutcheon 3-1/2" or less		Stainless	LG12 US32D	630	\$57.50	▪
		Steel	LG12 USP	600	\$42.10	
LG13 Lock guard Non-handed Designed for use on all type 161 cylindrical locks		Stainless	LG13 US32D	630	\$55.30	▪
		Steel	LG13 USP	600	\$36.50	
LG14 Lock guard with electric strike Non-handed Narrow design unit for use on rose or escutcheon 3-1/2" or less		Stainless	LG14 US32D	630	\$90.60	▪

Stocked products will typically ship in 3 business days.

 View service parts on page 222

MODEL	SUBSTRATE	MODEL NUMBER	BHMA FINISH	WEIGHT	PACKED PER BOX	LIST PRICE EACH	STOCKED
U696 Door viewer, 150° UL listed 90 min 	Brass	U696B4	606	0.5	10	\$22.80	
		U696B10B	613	0.5	10	\$22.80	▪
		U696B15	619	0.5	10	\$22.80	
		U696B26	625	0.5	10	\$22.80	
		U696B26D	626	0.5	10	\$22.80	▪
		U696B-643e/716	-	0.5	10	\$22.80	
		U696B-BLK	622	0.5	10	\$22.80	
696-700-701 Viewer cover 	Brass	890312606	606	-	1	\$2.80	
		890312613	613	-	1	\$2.80	
		890312619	619	-	1	\$2.80	
		890312625	625	-	1	\$2.80	
		890312626	626	-	1	\$2.80	
		890312716	716	-	1	\$2.80	
		890312622	622	-	1	\$2.80	
696-700-701 Viewer extension 	Brass	890314626	626	-	1	\$4.10	
698/U698 Door viewer, 190° For doors 1-3/8" to 2-1/8" U = UL listed 90 min P = Plastic lens 	Brass	698B3	605	0.8	10	\$26.90	▪
		698B26D	626	0.8	10	\$26.90	▪
		698P-B-643e/716	-	0.8	10	\$26.90	▪
		U698B3	605	0.8	10	\$32.10	▪
		U698B15	619	0.8	10	\$32.10	▪
		U698B26	625	0.8	10	\$32.10	
		U698B26D	626	0.8	10	\$32.10	▪
		U698B-643e/716	-	0.8	10	\$32.10	▪
		U698B-BLK	622	0.8	10	\$32.10	▪
698 Viewer cover 	Brass	890311605	605	-	1	\$3.50	
		890311619	619	-	1	\$3.50	
		890311625	625	-	1	\$3.50	
		890311626	626	-	1	\$3.50	▪
		890311716	716	-	1	\$3.50	
		890311622	622	-	1	\$3.50	
698 Viewer extension 	Brass	890313626	626	-	1	\$5.60	




Stocked products will typically ship in 3 business days.

LOCK GUARDS

VIEWERS

DOOR KNOCKERS



MAIL SLOTS

MODEL	SUBSTRATE	MODEL NUMBER	BHMA FINISH	WEIGHT	PACKED PER BOX	LIST PRICE EACH	STOCKED
700/U700 Door viewer, 120° For doors 1-3/8" to 2-1/16" U = UL listed 90 min 	Brass	700B4	606	0.5	10	\$11.70	
		700B26D	626	0.5	10	\$11.70	▪
		U700B4	606	0.5	10	\$15.70	
		U700B10B	613	0.5	10	\$15.70	
		U700B15	619	0.5	10	\$15.70	▪
		U700B26	625	0.5	10	\$15.70	
		U700B26D	626	0.5	10	\$15.70	▪
		U700B-643e/716	-	0.5	10	\$15.70	
		U700B-BLK	622	0.5	10	\$15.70	
700 Trim washer 	-	09-241-606	606	-	1	\$0.30	
		09-241-613	613	-	1	\$0.30	
		09-241-626	626	-	1	\$0.30	
701/U701 Door viewer, 120° For doors 2-1/8" to 2-5/8" U = UL listed 90 min 	Brass	701B4	606	0.8	10	\$12.60	
		701B10B	613	0.8	10	\$12.60	
		701B26D	626	0.8	10	\$12.60	
		U701B4	606	0.8	10	\$18.10	
		U701B10B	613	0.8	10	\$18.10	
		U701B15	619	0.8	10	\$18.10	
		U701B26	625	0.8	10	\$18.10	
		U701B26D	626	0.5	10	\$18.10	
		U701B-643e/716	-	0.8	10	\$18.10	
U701B-BLK	622	0.8	10	\$18.10			

Stocked products will typically ship in 3 business days.



View service parts on page 222

MODEL	SUBSTRATE	MODEL NUMBER	VIEW NUMBER & FINISH	BHMA FINISH	WEIGHT	PACKED PER BOX	LIST PRICE EACH	STOCKED
3125 Door knocker 	Brass	02-3125-605	-	605	1	1	\$38.20	
		02-3125-609	-	609	1	1	\$44.90	
		02-3125-619	-	619	1	1	\$44.90	
		02-3125-625	-	625	1	1	\$44.90	
		02-3125-626	-	626	1	1	\$38.20	
		02-3125-643e/716	-	-	1	1	\$44.90	
		02-3125-BLK	-	622	1	1	\$44.90	
31251/31252 Knocker/viewer Available with UL viewer only 	Brass	02-31251U-605	U700 with 606 viewer	605	-	1	\$55.50	
		02-31251U-619	U700 with 619 viewer	619	-	1	\$63.30	
		02-31251U-625	U700 with 625 viewer	625	-	1	\$63.30	
		02-31251U-626	U700 with 626 viewer	626	-	1	\$63.30	
		02-31251U-643e/716	U700 with 10B viewer	-	-	1	\$52.60	
		02-31251U-BLK	U700 with BLK viewer	622	-	1	\$63.30	
		02-31252U-605	U701 with 606 viewer	605	-	1	\$57.90	
		02-31252U-619	U701 with 619 viewer	619	-	1	\$66.00	
		02-31252U-625	U701 with 625 viewer	625	-	1	\$66.00	
		02-31252U-626	U701 with 626 viewer	626	-	1	\$66.00	
		02-31252U-643e/716	U701 with 10B viewer	-	-	1	\$55.20	
		02-31252U-BLK	U701 with BLK viewer	622	-	1	\$66.00	




Stocked products will typically ship in 3 business days.

LOCK GUARDS

VIEWERS

DOOR KNOCKERS

MAIL SLOTS

MODEL	SUBSTRATE	MODEL NUMBER	BHMA FINISH	WEIGHT	MULTIPLE QTY	PACKED PER BOX	LIST PRICE EACH	STOCKED
601 Mail slot sleeve 	Brass	60113/4 IN	630	0.4	1	1	\$26.60	▪
	620 Letter box plate Magazine open back plate Spring-loaded front plate  	Brass	620B3	605	1.5	1	1	\$109.20
620B5			609	1.5	1	1	\$134.70	
620B15			619	1.5	1	1	\$130.80	
620B26			625	1.5	1	1	\$130.80	
620B26D			626	1.5	1	1	\$130.80	▪
620B-643e/716			-	3.3	1	1	\$130.80	▪
Aluminum		620PA28	628	0.6	1	1	\$68.00	▪

Stocked products will typically ship in 3 business days.




View service parts on page 223

this page intentionally blank

Miscellaneous hardware

Brackets and hooks

MODEL	SUBSTRATE	MODEL NUMBER	BHMA FINISH	WEIGHT	MUST BE ORDERED IN MULTIPLE QTY	MULTIPLE QTY	PACKED PER BOX	LIST PRICE		STOCKED	
								EACH	PACKAGE		
059 Hand rail bracket 	Aluminum	059A3	666	3.2	-	1	20	\$5.30	-	▪	
		059A5	-	3.2	-	-	1	20	\$5.30	-	▪
		059A10	668	3.2	-	-	1	20	\$5.30	-	
		059A10B	703	3.2	-	-	1	20	\$5.30	-	▪
		059A14	669	3.2	-	-	1	20	\$5.30	-	
		059A15	670	3.2	-	-	1	20	\$5.30	-	▪
		059A26	672	3.2	-	-	1	20	\$5.30	-	
		059A26D	702	3.2	-	-	1	20	\$5.30	-	
		059A92	673	3.2	-	-	1	20	\$5.30	-	▪
		059A-643e/716	-	3.2	-	-	1	20	\$5.30	-	▪
		059A-BLK	-	3.3	-	-	1	20	\$6.90	-	▪
		059A-W	-	3.3	-	-	1	20	\$6.90	-	▪
		SP059A3	666	68.0	Yes	20	20	-	\$110.00		
		SP059A5	-	68.0	Yes	20	20	-	\$110.00		
		SP059A14	669	68.0	Yes	20	20	-	\$110.00		
		SP059A92	673	68.0	Yes	20	20	-	\$110.00		
	Brass	059B3	605	3.2	-	-	1	10	\$30.30	-	
		059B5	609	3.2	-	-	1	10	\$41.80	-	
		059B10B	613	3.2	-	-	1	10	\$34.70	-	
		059B15	619	3.2	-	-	1	10	\$34.70	-	
		059B15A	620	3.2	-	-	1	10	\$34.70	-	
		059B26	625	3.2	-	-	1	10	\$41.80	-	
		059B26D	626	3.2	-	-	1	10	\$41.80	-	
		059B-643e/716	-	3.2	-	-	1	10	\$34.70	-	
		059B-BLK	622	3.2	-	-	1	10	\$34.70	-	
		SP059B10B	613	37.0	Yes	10	10	-	\$356.00		
	SP059B26	625	37.0	Yes	10	10	-	\$427.00			
	Zinc	059Z-619E	-	-	-	-	1	20	\$8.00	-	




Stocked products will typically ship in 3 business days.

BRACKETS & HOOKS



DECORATIVE HOOKS

WINDOW HARDWARE




RESCUE HARDWARE

MODEL	SUBSTRATE	MODEL NUMBER	BHMA FINISH	WEIGHT	MUST BE ORDERED IN MULTIPLE QTY	MULTIPLE QTY	PACKED PER BOX	LIST PRICE		STOCKED	
								EACH	PACKAGE		
59 Hand rail bracket 	Aluminum	59A3	666	1.6	-	1	10	\$5.40	-	▪	
		59A5	-	2.1	-	-	1	10	\$6.80	-	
		59A10B	703	3.2	-	-	1	10	\$9.40	-	▪
		59A14	669	2.1	-	-	1	10	\$6.80	-	▪
		59A15	670	2.0	-	-	1	10	\$6.80	-	▪
		59A92	673	3.2	-	-	1	10	\$5.40	-	▪
		59A-643e/716	-	2.0	-	-	1	10	\$6.80	-	▪
		SP59A3	666	45.0	Yes	15	15	-	\$82.50	-	▪
		SP59A5	-	45.0	Yes	15	15	-	\$100.50	-	
		SP59A14	669	45.0	Yes	15	15	-	\$100.50	-	
	SP59A92	673	45.0	Yes	15	15	-	\$82.50	-		
	Brass	59B3	605	3.8	-	-	1	10	\$31.90	-	▪
		59B5	609	3.8	-	-	1	10	\$36.60	-	
		59B15	619	3.8	-	-	1	10	\$36.60	-	▪
		59B26	625	3.8	-	-	1	10	\$36.60	-	
		59B26D	626	3.8	-	-	1	10	\$36.60	-	
59B-643e/716		-	3.8	-	-	1	10	\$36.60	-		
SP59B3		605	41.0	Yes	10	10	-	\$318.00	-		
HB159 Hand rail bracket 	Aluminum	HB159 US3AL	666	3.8	-	1	5	\$23.90	-		
		HB159 US27	673	3.8	-	-	1	5	\$23.90	-	
405 Coat and hat hook 	Aluminum	405A3	666	1.5	-	1	20	\$3.60	-		
		405A4	667	1.5	-	-	1	20	\$3.60	-	
		405A5	-	1.5	-	-	1	20	\$3.60	-	
		405A10	668	1.5	-	-	1	20	\$3.60	-	
		405A10B	703	1.5	-	-	1	20	\$3.60	-	
		405A14	669	1.5	-	-	1	20	\$3.60	-	
		405A92	673	1.5	-	-	1	20	\$3.60	-	▪


Stocked products will typically ship in 3 business days.

MODEL	SUBSTRATE	MODEL NUMBER	BHMA FINISH	WEIGHT	MUST BE ORDERED IN MULTIPLE QTY	MULTIPLE QTY	PACKED PER BOX	LIST PRICE		STOCKED	
								EACH	PACKAGE		
571 Coat and hat hook  All-purpose hook in traditional design	Aluminum	571A3	666	1.3	-	1	20	\$1.80	-	▪	
		571A5	-	1.3	-	-	1	20	\$2.60	-	
		571A10	668	1.3	-	-	1	20	\$1.80	-	
		571A14	669	1.3	-	-	1	20	\$2.60	-	▪
		571A15	670	1.3	-	-	1	20	\$2.60	-	▪
		571A26	672	1.3	-	-	1	20	\$2.60	-	
		571A26D	702	1.3	-	-	1	20	\$2.40	-	▪
		571A92	673	1.3	-	-	1	20	\$1.80	-	▪
		571A-643e/716	-	1.3	-	-	1	20	\$3.50	-	▪
		571A-BLK	-	1.4	-	-	1	20	\$3.50	-	▪
		571A-W	-	1.4	-	-	1	20	\$3.50	-	
		SP571A3	666	47.5	Yes	25	25	-	\$45.00		
		SP571A5	-	47.5	Yes	25	25	-	\$62.50		
		SP571A14	669	47.5	Yes	25	25	-	\$65.00		
		SP571A92	673	47.5	Yes	25	25	-	\$45.00		▪
	SP571A-W	-	47.5	Yes	25	25	-	\$87.50			
	Brass	571B3	605	1.5	-	-	-	10	\$11.80	-	
		571B4	606	1.5	-	-	-	10	\$13.70	-	
		571B5	609	1.5	-	-	-	10	\$13.70	-	
		571B10B	613	1.5	-	-	1	10	\$13.70	-	
		571B15	619	1.5	-	-	1	10	\$14.50	-	▪
		571B26	625	1.5	-	-	1	10	\$13.70	-	
		571B26D	626	1.5	-	-	1	10	\$13.70	-	▪
		571B-643e/716	-	1.5	-	-	1	10	\$13.70	-	
		571B-BLK	622	1.5	-	-	1	10	\$13.70	-	
	SP571B26	625	24	Yes	10	10	-	\$144.00			
572 Coat and hat hook  All-purpose hook in traditional design	Aluminum	572A3	666	1.9	-	1	20	\$5.70	-		
		572A5	-	1.9	-	-	1	20	\$6.00	-	
		572A10	668	1.9	-	-	1	20	\$6.00	-	
		572A10B	703	0.0	-	-	1	20	\$6.00	-	
		572A14	669	1.9	-	-	1	20	\$6.00	-	
		572A15	670	1.9	-	-	1	20	\$6.00	-	▪
		572A92	673	1.9	-	-	1	20	\$5.70	-	▪
	Brass	572B3	605	1.1	-	-	1	10	\$15.90	-	
		572B4	606	1.1	-	-	1	10	\$15.90	-	
		572B5	609	1.1	-	-	1	10	\$19.80	-	
		572B10	612	1.1	-	-	1	10	\$15.90	-	
		572B10B	613	1.1	-	-	1	10	\$19.00	-	
		572B15	619	1.1	-	-	1	10	\$19.80	-	
		572B26	625	1.1	-	-	1	10	\$19.00	-	
572B26D	626	1.1	-	-	1	10	\$19.00	-	▪		



Stocked products will typically ship in 3 business days.

MODEL	SUBSTRATE	MODEL NUMBER	BHMA FINISH	WEIGHT	MUST BE ORDERED IN MULTIPLE QTY	MULTIPLE QTY	PACKED PER BOX	LIST PRICE		STOCKED	
								EACH	PACKAGE		
574 Coat and hat hook  Decorative design is ideal for commercial and residential installations	Aluminum	574A3	666	1.6	-	1	10	\$11.70	-		
		574A26	672	1.6	-	1	10	\$11.70	-		
		574A92	673	0.0	-	1	10	\$11.70	-		
	Brass	574B3	605	4.1	-	-	1	10	\$39.50	-	
		574B4	606	0.0	-	-	1	10	\$39.50	-	
		574B10	612	0.0	-	-	1	10	\$47.20	-	
		574B10B	613	4.1	-	-	1	10	\$47.20	-	
		574B15	619	0.0	-	-	1	10	\$52.10	-	
		574B26	625	4.1	-	-	1	10	\$47.20	-	
574B26D	626	4.1	-	-	1	10	\$47.20	-	■		
575 Coat and hat hook 	Aluminum	575A3	666	1.4	-	1	10	\$6.90	-		
		575A10B	703	1.4	-	1	10	\$7.70	-		
		575A92	673	1.4	-	1	10	\$6.90	-	■	
580 Ceiling hook  Ideal for use in closets, attached to underside of shelves, or in storage lockers	Aluminum	580A3	666	1.8	-	1	20	\$4.00	-		
		580A5	-	0.0	-	-	1	20	\$4.20	-	■
		580A10	668	1.8	-	-	1	20	\$4.20	-	
		580A14	669	1.8	-	-	1	20	\$4.20	-	
		580A15	670	0.0	-	-	1	20	\$4.20	-	■
		580A26	672	1.8	-	-	1	20	\$4.20	-	
		580A26D	702	1.8	-	-	1	20	\$4.20	-	
		580A92	673	1.8	-	-	1	20	\$4.00	-	■
		580A-643e/716	-	0.0	-	-	1	20	\$4.20	-	■
		580A-BLK	-	0.0	-	-	1	20	\$4.20	-	
		SP580A14	669	60.0	Yes	25	25	-	\$107.50	■	
		SP580A3	666	60.0	Yes	25	25	-	\$100.00		
SP580A92	673	60.0	Yes	25	25	-	\$100.00				







Stocked products will typically ship in 3 business days.

MODEL	SUBSTRATE	MODEL NUMBER	BHMA FINISH	WEIGHT	MUST BE ORDERED IN MULTIPLE QTY	MULTIPLE QTY	PACKED PER BOX	LIST PRICE		STOCKED
								EACH	PACKAGE	
581 Wardrobe hook  Compact hook is perfect where space is limited, such as behind doors where low profile is needed	Aluminum	581A3	666	0.9	-	1	20	\$2.40	-	▪
		581A5	-	0.9	-	1	20	\$2.60	-	
		581A14	669	0.8	-	1	20	\$2.60	-	▪
		581A15	670	0.9	-	1	20	\$2.60	-	▪
		581A26	672	0.9	-	1	20	\$2.60	-	
		581A26D	702	0.9	-	1	20	\$2.60	-	▪
		581A92	673	0.90	-	1	20	\$2.40	-	▪
		581A-643e/716	-	0.90	-	1	20	\$2.60	-	▪
		581A-BLK	-	0.90	-	1	20	\$3.30	-	
		581A-W	-	0.90	-	1	20	\$3.30	-	
		SP581A3	666	120.0	Yes	50	50	-	\$110.00	
		SP581A5	-	120.0	Yes	50	50	-	\$125.00	
		SP581A14	669	120.0	Yes	50	50	-	\$125.00	
		SP581A92	673	2.4	Yes	50	50	-	\$110.00	▪
	Brass	581B3	605	0.8	-	1	10	\$7.90	-	
		581B4	606	0.0	-	1	10	\$8.40	-	
		581B5	609	0.8	-	1	10	\$9.50	-	
		581B10	612	0.0	-	1	10	\$9.60	-	
		581B10B	613	0.8	-	1	10	\$9.50	-	
		581B15	619	0.8	-	1	10	\$9.70	-	▪
		581B26	625	0.8	-	1	10	\$9.50	-	
		581B26D	626	0.8	-	1	10	\$9.50	-	▪
		581B-643e/716	-	-	-	1	10	\$9.70	-	
581B-BLK		622	-	-	1	10	\$9.50	-		
SP581B26	625	27.0	Yes	10	10	-	\$94.00			
Zinc	581Z-619E	-	-	2.6	-	1	20	\$6.90	-	








Stocked products will typically ship in 3 business days.

MODEL	SUBSTRATE	MODEL NUMBER	BHMA FINISH	WEIGHT	MUST BE ORDERED IN MULTIPLE QTY	MULTIPLE QTY	PACKED PER BOX	LIST PRICE		STOCKED
								EACH	PACKAGE	
582 Wardrobe hook  Compact double hook is perfect where space is limited, such as behind doors where low profile is needed	Aluminum	582A3	666	1.0	-	1	20	\$2.60	-	
		582A5	-	1.0	-	1	20	\$2.80	-	
		582A10	668	1.0	-	1	20	\$2.80	-	
		582A14	669	1.0	-	1	20	\$2.80	-	▪
		582A15	670	1.0	-	1	20	\$2.80	-	▪
		582A26	672	1.0	-	1	20	\$2.80	-	
		582A26D	702	1.0	-	1	20	\$2.80	-	▪
		582A92	673	1.0	-	1	20	\$2.60	-	▪
		582A-643e/716	-	1.0	-	1	20	\$2.80	-	
		582A-BLK	-	1.0	-	1	20	\$3.60	-	▪
		582A-W	-	1.0	-	1	20	\$3.60	-	▪
		SP582A3	666	42.5	Yes	25	25	-	\$62.50	
		SP582A5	-	42.5	Yes	25	25	-	\$65.00	
		SP582A14	669	42.5	Yes	25	25	-	\$65.00	
		SP582A92	673	42.5	Yes	25	25	-	\$62.50	▪
	SP582A-W	-	35.0	Yes	25	25	-	\$90.00		
	Brass	582B3	605	1.2	-	1	10	\$10.30	-	
		582B4	606	1.2	-	1	10	\$11.80	-	
		582B5	609	1.2	-	1	10	\$11.80	-	
		582B10	612	1.2	-	1	10	\$12.40	-	
		582B10B	613	1.2	-	1	10	\$12.40	-	▪
		582B15	619	1.2	-	1	10	\$12.90	-	▪
		582B26	625	1.2	-	1	10	\$12.40	-	
		582B26D	626	1.2	-	1	10	\$12.40	-	▪
		582B-643e/716	-	1.2	-	1	10	\$12.90	-	▪
		582B-BLK	622	1.2	-	1	10	\$12.40	-	
Zinc	SP582B26	625	12.0	Yes	10	10	-	\$131.00		
SP585/SP586 Closet pole sockets 	Steel	SP585F3	632	50.0	Yes	25	25	-	\$55.00	
	Plastic	SP586P	-	32.0	Yes	20	20	-	\$34.00	▪

Stocked products will typically ship in 3 business days.




MODEL	SUBSTRATE	MODEL NUMBER	BHMA FINISH	MULTIPLE QTY	PACKED PER BOX	LIST PRICE EACH	STOCKED
506 Plymouth coat and hat hook Surface mount 	Brass	506-613	613	1	20	\$16.30	
		506-626	626	1	20	\$13.10	
		506-BLK	622	1	20	\$16.30	
507 Rhodes coat and hat hook Surface mount 	Brass	507-605	605	1	20	\$37.70	
		507-613	613	1	20	\$39.50	
		507-625	625	1	20	\$39.50	
		507-626	626	1	20	\$31.20	
	507-BLK	622	1	20	\$39.50		
507B Rhodes wardrobe hook Surface mount 	Brass	507B-605	605	1	50	\$37.70	
		507B-625	625	1	50	\$39.50	
		507B-626	626	1	50	\$31.20	
	507B-BLK	622	1	50	\$39.50		
508 Greenwich coat and hat hook Surface mount 	Brass	508-605	605	1	8	\$100.20	
		508-613	613	1	8	\$103.50	
		508-625	625	1	8	\$103.50	
	508-626	626	1	8	\$80.60		
508C Greenwich coat and hat hook Concealed mount 	Brass	508C-605	605	1	8	\$195.50	
		508C-613	613	1	8	\$203.80	
		508C-625	625	1	8	\$156.00	
		508C-626	626	1	8	\$203.80	
	508C-BLK	622	1	8	\$197.90		
509C Tubular coat and hat hook Concealed mount 	Brass	509C-605	605	1	5	\$164.30	
		509C-613	613	1	5	\$171.00	
		509C-625	625	1	5	\$171.00	
	509C-626	626	1	5	\$131.10		

Stocked products will typically ship in 3 business days.





MODEL	SUBSTRATE	MODEL NUMBER	BHMA FINISH	MULTIPLE QTY	PACKED PER BOX	LIST PRICE EACH	STOCKED
510C Latitude coat and hat hook Concealed mount 	Brass	510C-605	605	1	4	\$164.30	
		510C-625	625	1	4	\$171.00	
		510C-626	626	1	4	\$131.10	
		510C-BLK	622	1	4	\$171.00	
510BC Latitude wardrobe hook Concealed mount 	Brass	510BC-605	605	1	8	\$116.40	
		510BC-613	613	1	8	\$121.70	
		510BC-625	625	1	8	\$121.70	
		510BC-626	626	1	8	\$93.60	
		510BC-BLK	622	1	8	\$121.70	
511BC Century wardrobe hook Concealed mount	Brass	511BC-605	605	1	50	\$28.10	
		511BC-613	613	1	50	\$28.10	
		511BC-625	625	1	50	\$28.10	
		511BC-626	626	1	50	\$21.40	
543 Camelot coat and hat hook Surface mount 	Stainless	543-629	629	1	10	\$14.90	
		543-630	630	1	10	\$14.90	▪
543B Camelot wardrobe hook Surface mount 	Stainless	543B-629	629	1	10	\$13.10	
		543B-630	630	1	10	\$13.10	
554 Century wardrobe hook Surface mount 	Brass	554-605	605	1	10	\$41.00	
		554-625	625	1	10	\$32.80	
		554-626	626	1	10	\$32.80	
558B Orbit 1" wardrobe hook Surface mount 	Brass	558B-605	605	1	20	\$134.70	
		558B-613	613	1	20	\$141.30	
		558B-626	626	1	20	\$108.20	
559B Tubular wardrobe hook Surface mount 	Brass	559B-625	625	1	40	\$31.20	
		559B-626	626	1	40	\$24.80	

Stocked products will typically ship in 3 business days.

HINGES & PIVOTS
 PULLS & PLATES
 FLUSH BOLTS & COORDINATORS
 LATCHES, CATCHES & BOLTS
 STOPS
 EXTERIOR HARDWARE
 MISCELLANEOUS
 PARTS

MODEL	SUBSTRATE	MODEL NUMBER	BHMA FINISH	WEIGHT	MUST BE ORDERED IN MULTIPLE QTY	MULTIPLE QTY	PACKED PER BOX	LIST PRICE		STOCKED
								EACH	PACKAGE	
07 Window lock  Designed low to the sash for superior strength and greater resistance to breakage	Aluminum	07A3	666	1.7	-	1	20	\$3.90	-	▪
		07A10B	703	1.7	-	1	20	\$4.20	-	▪
		07A14	669	1.7	-	1	20	\$4.20	-	
		07A15	670	1.7	-	1	20	\$4.20	-	
		07A26	672	1.7	-	1	20	\$4.20	-	
		07A26D	702	1.7	-	1	20	\$4.20	-	
		07A92	673	1.7	-	1	20	\$3.90	-	
		07A-643e/716	-	1.7	-	1	20	\$4.20	-	
		07A-BLK	-	1.7	-	1	20	\$5.70	-	▪
		07A-W	-	1.7	-	1	20	\$5.70	-	
		SP07A3	666	65	Yes	25	25	-	\$97.50	
		SP07A5	-	65	Yes	25	25	-	\$142.50	
		SP07A14	669	65	Yes	25	25	-	\$107.50	
		SP07A92	673	65	Yes	25	25	-	\$97.50	
	SP07A-W	-	52	Yes	20	20	-	\$114.00		
	Brass	07B3	605	2.3	-	1	10	\$23.20	-	▪
		07B15	619	2.3	-	1	10	\$29.50	-	▪
		07B26	625	2.3	-	1	10	\$28.50	-	▪
07B26D		626	2.3	-	1	10	\$28.50	-		
07B-643e/716		-	2.6	-	1	10	\$28.50	-		
07B-BLK		622	2.6	-	1	10	\$28.50	-		
90 Side window lock 	Aluminum	SP90A3	666	45.0	Yes	25	25	-	\$155.00	
026 Bar window lift  Facilitates opening of window in a safe manner Can also be used as a drawer or utility pull	Aluminum	026A3	666	1.9	-	1	10	\$2.70	-	
		026A5	-	1.1	-	1	10	\$3.50	-	
		026A14	669	1.8	-	1	10	\$3.50	-	
		026A15	670	1.9	-	1	10	\$3.50	-	
		026A26	672	1.9	-	1	10	\$3.50	-	
		026A26D	702	1.9	-	1	10	\$3.50	-	
		026A92	673	1.1	-	1	10	\$2.70	-	
		026A-643e/716	-	1.1	-	1	10	\$3.50	-	
		026A-BLK	-	1.4	-	1	10	\$4.10	-	
		026A-W	-	1.4	-	1	10	\$4.10	-	
		SP026A3	666	45.0	Yes	25	25	-	\$67.50	
		SP026A5	-	45.0	Yes	25	25	-	\$87.50	
		SP026A14	669	45.0	Yes	25	25	-	\$87.50	
		SP026A92	673	45.0	Yes	25	25	-	\$67.50	
SP026A-W	-	-	Yes	20	20	-	\$82.00			

Stocked products will typically ship in 3 business days.

MODEL	SUBSTRATE	MODEL NUMBER	BHMA FINISH	WEIGHT	MUST BE ORDERED IN MULTIPLE QTY	MULTIPLE QTY	PACKED PER BOX	LIST PRICE		STOCKED
								EACH	PACKAGE	
026 Bar window lift  Facilitates opening of window in a safe manner Can also be used as a drawer or utility pull	Brass	026B3	605	-	-	1	10	\$12.20	-	▪
		026B5	609	-	-	1	10	\$14.80	-	
		026B15	619	-	-	1	10	\$15.00	-	
		026B26	625	-	-	1	10	\$15.00	-	
		026B26D	626	-	-	1	10	\$14.80	-	
		026B-643e/716	-	-	-	1	10	\$15.00	-	▪
		026B-BLK	622	-	-	1	10	\$15.00	-	
		SP026B26	625	-	Yes	10	10	-	\$150.00	
066 Casement fastener  For use on windows to provide weather-tight fastening and security	Aluminum	066A3 RS MS SS	666	-	-	1	10	\$9.00	-	
		066A5 RS MS SS	-	-	-	1	10	\$9.00	-	
		066A10B RS MS SS	703	-	-	1	10	\$9.00	-	▪
		066A14 RS MS SS	669	-	-	1	10	\$9.00	-	
		066A92 RS MS SS	673	-	-	1	10	\$9.00	-	
	Brass	066B3 RS MS SS	605	-	-	1	10	\$39.60	-	
		066B5 RS MS SS	609	-	-	1	10	\$47.70	-	
		066B15 RS MS SS	619	-	-	1	10	\$49.50	-	
		066B26 RS MS SS	625	-	-	1	10	\$47.70	-	
		066B26D RS MS SS	626	-	-	1	10	\$47.70	-	
66 Casement fastener  For use on windows to provide weather-tight fastening and security	Aluminum	66A3 RS MS SS	666	-	-	1	10	\$10.30	-	
		66A5 RS MS SS	-	-	-	1	10	\$10.30	-	▪
		66A14 RS MS SS	669	-	-	1	10	\$10.30	-	
		66A92 RS MS SS	673	-	-	1	10	\$10.30	-	
	Brass	66B3 RS MS SS	605	-	-	1	10	\$48.60	-	
		66B5 RS MS SS	609	-	-	1	10	\$48.60	-	
		66B15 RS MS SS	619	-	-	1	10	\$48.60	-	
		66B26 RS MS SS	625	-	-	1	10	\$48.60	-	
		66B26D RS MS SS	626	-	-	1	10	\$48.60	-	
		66B-643e/716 RS MS SS	-	-	-	1	10	\$48.60	-	
71 Casement adjuster 	Brass	71B3 10 IN	605	1.7	-	1	2	\$95.10	-	
		71B3 12 IN	605	1.9	-	1	2	\$103.50	-	
		71B26 10 IN	625	1.7	-	1	2	\$95.10	-	
		71B26 12 IN	625	1.9	-	1	2	\$103.50	-	

Stocked products will typically ship in 3 business days.

MODEL	SUBSTRATE	MODEL NUMBER	BHMA FINISH	STRIKE DIMENSION OPTIONS	PACKED PER BOX	LIST PRICE EACH	STOCKED
299RS Center rescue strike All strikes double lip. Must all strikes double lip. Must be used with center hung pivots.	Stainless steel	299RS-7	630	5-3/4" x 2-3/4" frame	1	\$73.70	
		299RS-8	630	6-3/4" x 2-3/4" frame	1	\$73.70	
299RB Offset rescue strike All strikes double lip. Must be used with center hung pivots.	Stainless steel	299RB-7	630	5-3/4" x 2-3/4" frame	1	\$73.70	
		299RB-8	630	6-3/4" x 2-3/4" frame	1	\$73.70	
299AL Rescue emergency stop (stop assembly only)	Stainless steel	299AL	630	-	1	\$155.60	
299ES Rescue center emergency stop strike (part) All strikes double lip. Must be used with center hung pivots.	Stainless steel	299ES-7	630	5-3/4" x 2-3/4" frame	1	\$97.80	
		299ES-8	630	6-3/4" x 2-3/4" frame	1	\$97.80	
299EB Rescue offset emergency stop strike (part) All strikes double lip. Must be used with center hung pivots.	Stainless steel	299EB-7	630	5-3/4" x 2-3/4" frame	1	\$97.80	
		299EB-8	630	6-3/4" x 2-3/4" frame	1	\$97.80	
299AS Rescue center emergency strike assembly All strikes double lip. Must be used with center hung pivots.	Stainless steel	299AS-7	630	5-3/4" x 2-3/4" frame	1	\$253.50	▪
		299AS-8	630	6-3/4" x 2-3/4" frame	1	\$253.50	
299AB Rescue offset emergency strike assembly All strikes double lip. Must be used with center hung pivots.	Stainless steel	299AB-7	630	5-3/4" x 2-3/4" frame	1	\$253.50	▪
		299AB-8	630	6-3/4" x 2-3/4" frame	1	\$253.50	

Stocked products will typically ship in 3 business days.

this page intentionally blank

PARTS

DESCRIPTION	BHMA FINISH	US REFERENCE	PART NUMBER	LIST
Hinges 3CB1, 3PB1, 5BB1, 5PB1 (3.5" x 3.5")				
3.5" x 3.5" Hinge mounting package	619/646, 629, 630	US15, US32, US32D	HGPART.1170	\$4.40
3.5" x 3.5" Hinge mounting package	600	USP	HGPART.1171	\$4.40
3.5" x 3.5" Hinge mounting package	-	BLK	HGPART.1172	\$4.40
3.5" x 3.5" Hinge mounting package	605/632, 606/633	US3, US4	HGPART.1173	\$4.40
3.5" x 3.5" Hinge mounting package	612/639	US10	HGPART.1174	\$4.40
3.5" x 3.5" Hinge mounting package	613/640, 614/641, 616/643	US10B, US10A, US11	HGPART.1175	\$4.40
3.5" x 3.5" Hinge mounting package	625/651, 626/652	US26, US26D	HGPART.1176	\$4.40
Hinges 3CB1, 3PB1, 3SP1*, 5BB1, 5BB1SC, 5PB1 (4" x 4" hinges or larger)				
Hinge mounting package	605/632, 606/633	US3, US4	HGPART.1001	\$4.40
Hinge mounting package	612/639	US10	HGPART.1002	\$4.40
Hinge mounting package	600, 625/651, 630	USP, US26, US32D	HGPART.1003	\$4.40
Hinge mounting package	616/643	US11	HGPART.1004	\$4.40
Hinge MS security mounting package	-	-	HGPART.1005	\$31.30
Hinge MS mounting screws package of 100 - Steel	600	USP	HGPART.1026	\$8.40
Hinge MS mounting screws package of 100 - Brass	605	US3	HGPART.1008	\$16.50
Hinge MS mounting screws package of 100 - Steel	632	US3	HGPART.1018	\$8.40
Hinge MS mounting screws package of 100 - Brass	606	US4	HGPART.1032	\$16.50
Hinge MS mounting screws package of 100 - Steel	633	US4	HGPART.1035	\$8.40
Hinge MS mounting screws package of 100 - Brass	612	US10	HGPART.1010	\$16.50
Hinge MS mounting screws package of 100 - Steel	639	US10	HGPART.1019	\$8.40
Hinge MS mounting screws package of 100 - Brass	613	US10B	HGPART.1011	\$16.50
Hinge MS mounting screws package of 100 - Steel	640	US10B	HGPART.1020	\$8.40
Hinge MS mounting screws package of 100 - Steel	641	US10A	HGPART.1028	\$8.40
Hinge MS mounting screws package of 100 - Steel	643	US11	HGPART.1029	\$8.40
Hinge MS mounting screws package of 100 - Brass	619	US15	HGPART.1009	\$16.50
Hinge MS mounting screws package of 100 - Steel	646	US15	HGPART.1021	\$8.40
Hinge MS mounting screws package of 100 - Brass	625	US26	HGPART.1033	\$16.50
Hinge MS mounting screws package of 100 - Steel	651	US26	HGPART.1036	\$8.40
Hinge MS mounting screws package of 100 - Brass	626	US26D	HGPART.1034	\$16.50
Hinge MS mounting screws package of 100 - Steel	652	US26D	HGPART.1037	\$8.40
Hinge MS mounting screws package of 100 - Stainless steel	630	US32D	HGPART.1016	\$16.50
Hinge WS mounting screws package of 100 - Steel	600	USP	HGPART.1027	\$8.40
Hinge WS mounting screws package of 100 - Brass	605	US3	HGPART.1012	\$32.90
Hinge WS mounting screws package of 100 - Steel	632	US3	HGPART.1022	\$8.40
Hinge WS mounting screws package of 100 - Brass	606	US4	HGPART.1038	\$35.10
Hinge WS mounting screws package of 100 - Steel	633	US4	HGPART.1041	\$8.40
Hinge WS mounting screws package of 100 - Brass	612	US10	HGPART.1014	\$35.10
Hinge WS mounting screws package of 100 - Steel	639	US10	HGPART.1023	\$8.40
Hinge WS mounting screws package of 100 - Brass	613	US10B	HGPART.1015	\$35.10
Hinge WS mounting screws package of 100 - Steel	640	US10B	HGPART.1024	\$8.40
Hinge WS mounting screws package of 100 - Steel	641	US10A	HGPART.1030	\$8.40
Hinge WS mounting screws package of 100 - Steel	643	US11	HGPART.1031	\$8.40

*Tension adjustment locking pins- 2.5mm x 8mm pin supplied by others.

PARTS

DESCRIPTION	BHMA FINISH	US REFERENCE	PART NUMBER	LIST
Hinges 3CB1, 3PB1, 3SP1*, 5BB1, 5BB1SC, 5PB1 (4" x 4" hinges or larger, continued)				
Hinge WS mounting screws package of 100 - Brass	619	US15	HGPART.1013	\$32.90
Hinge WS mounting screws package of 100 - Steel	646	US15	HGPART.1025	\$8.40
Hinge WS mounting screws package of 100 - Brass	625	US26	HGPART.1039	\$32.90
Hinge WS mounting screws package of 100 - Steel	651	US26	HGPART.1042	\$8.40
Hinge WS mounting screws package of 100 - Brass	626	US26D	HGPART.1040	\$32.90
Hinge WS mounting screws package of 100 - Steel	652	US26D	HGPART.1043	\$8.40
Hinge WS mounting screws package of 100 - Stainless steel	630	US32D	HGPART.1017	\$32.90
Pin and barrel continuous hinges				
Chinge Pin and barrel #10 x 1/2 TEK screw self drill (package of 54)	630	US32D	HGPART.1044	\$33.80
Chinge Pin and barrel #10 x 1 flat head wood screw (package of 27)	630	US32D	HGPART.1046	\$16.60
Chinge Pin and barrel #10 x 3/4" TEK screw (package of 27)	630	US32D	HGPART.1050	\$28.30
Chinge Pin and barrel 120" 1/2" TEK screw package	-	-	HGPART.1044	\$33.80
Chinge Pin and barrel 120" full surface screw package (Pan head TEK)	-	-	HGPART.1045	\$27.00
Chinge Pin and barrel 120" wood screw package	-	-	HGPART.1046	\$16.60
Chinge Pin and barrel 120" full surface cover clip package	-	-	HGPART.1047	\$56.60
Chinge Pin and barrel 120" adjustment stud (with machine screws) package of 27	-	-	HGPART.1048	\$132.90
Chinge Pin and barrel 120" full surface sex bolt package	-	-	HGPART.1049	\$132.90
Chinge Pin and barrel 120" 3/4" TEK screw package	-	-	HGPART.1050	\$28.30
Chinge Pin and barrel replacement TW8 module	630	US32D	HGPART.1108	\$453.40
Chinge Pin and barrel 83" full surface screw cover	630	US32D	HGPART.1109	\$117.00
Chinge Pin and barrel 85" full surface screw cover	630	US32D	HGPART.1110	\$117.00
Chinge Pin and barrel 95" full surface screw cover	630	US32D	HGPART.1111	\$134.40
Chinge Pin and barrel 120" full surface screw cover	630	US32D	HGPART.1112	\$155.80
Chinge Pin and barrel 120" hollow metal security screw package (Torx screws)	-	-	HGPART.1113	\$238.40
Chinge Pin and barrel 120" hollow metal machine screw package	-	-	HGPART.1114	\$56.60
Chinge Pin and barrel 120" wood door security screw package (wood Torx screws)	-	-	HGPART.1124	\$238.60
700CSTWP panel service kit	630	US32D	HGPART.1153	\$1,230.60
700CS Standard screw pack (62 12-24 x 3/4" fillpis self drilling and end cap)	630	US32D	HGPART.1154	\$43.60
Continuous geared hinges				
Chinge geared TEK screw package US28 (package of 48)	628	US28	HGPART.1070	\$30.30
Chinge geared TEK screw package 313AN, 315AN (package of 48)	710, 711	313AN, 315AN	HGPART.1071	\$30.30
Chinge geared TEK/wood screw package US28 (24 TEK/24 Wood)	628	US28	HGPART.1102	\$30.30
Chinge geared TEK/wood screw package 313AN, 315AN (24 TEK/24 wood)	710, 711	313AN, 315AN	HGPART.1103	\$29.20
Chinge geared wood screw package US28 (package of 48)	628	US28	HGPART.1068	\$30.30
Chinge geared wood screw package 313AN, 315AN (package of 48)	710, 711	313AN, 315AN	HGPART.1069	\$30.30
Chinge geared HM SEC screw package US32D (package of 24)	630	US32D	HGPART.1104	\$53.80
Chinge geared wood SEC screw package US32D (package of 24)	630	US32D	HGPART.1105	\$53.80
112HD TWP panel service kit	628	US28	840737-28	\$365.30
112HD TWP panel service kit	710, 711	313AN, 315AN	840737-42	\$366.10
224HD TWP panel service kit	628	US28	840738-28	\$366.10
224HD TWP panel service kit	710, 711	313AN, 315AN	840738-42	\$366.10

*Tension adjustment locking pins- 2.5mm x 8mm pin supplied by others.

PARTS
MISCELLANEOUS
EXTERIOR HARDWARE
STOPS
LATCHES, CATCHES & BOLTS
FLUSH BOLTS & COORDINATORS
PULLS & PLATES
HINGES & PIVOTS

PARTS

DESCRIPTION	BHMA FINISH	US REFERENCE	PART NUMBER	LIST
Continuous geared hinges (continued)				
XY TWP CON panel service kit	628	US28	HGPART.1159	\$429.80
XY TWP CON panel service kit	710, 711	313AN, 315AN	HGPART.1160	\$429.80
112HD/224HD 6' power cable kit	628	US28	840738-00	\$516.20
Chinge geared SECWDHM screw package US28	628	US28	HGPART.1190	\$52.70
Chinge geared SECWDHM screw package 313AN,315AN	710, 711	313AN, 315AN	HGPART.1191	\$52.70
Chinge geared TF screw package US28	628	US28	HGPART.1192	\$28.70
Chinge geared TF screw package 313AN,315AN	710, 711	313AN, 315AN	HGPART.1193	\$28.70
Chinge geared TFWD screw package US28	628	US28	HGPART.1194	\$28.70
Chinge geared TFWD screw package 313AN,315AN	710, 711	313AN, 315AN	HGPART.1195	\$28.70
Chinge geared 157XY standard screw package - All finishes	628, 710, 711	US28, 313AN, 315AN	HGPART.1196	\$28.70
Chinge geared 157XY WD screw package US28	628	US28	HGPART.1197	\$28.70
Chinge geared 157XY WD screw package 313AN, 315AN	710, 711	313AN, 315AN	HGPART.1198	\$28.70
Chinge geared 157XY TEKWD screw package US28	628	US28	HGPART.1199	\$28.70
Chinge geared 157XY TEKWD screw package 313AN, 315AN	710, 711	313AN, 315AN	HGPART.1200	\$28.70
Chinge geared 210XY STD screw package US28	628	US28	HGPART.1201	\$28.70
Chinge geared 210XY STD screw package 313AN,315AN	710, 711	313AN, 315AN	HGPART.1202	\$28.70
Chinge geared 210XY TEKWD screw package US28	628	US28	HGPART.1203	\$28.70
Chinge geared 210XY TEKWD screw package 313AN,315AN	710, 711	313AN, 315AN	HGPART.1204	\$28.70
Chinge geared 210XY SECHM screw package US28	628	US28	HGPART.1205	\$52.70
Chinge geared 210XY SECHM screw package 313AN,315AN	710, 711	313AN, 315AN	HGPART.1206	\$52.70
Chinge geared 210XY TF screw package US28	628	US28	HGPART.1207	\$28.70
Chinge geared 210XY TF screw package 313AN,315AN	710, 711	313AN, 315AN	HGPART.1208	\$28.70
Chinge geared 210XY TFWD screw package US28	628	US28	HGPART.1209	\$28.70
Chinge geared 210XY TFWD screw package 313AN,315AN	710, 711	313AN, 315AN	HGPART.1210	\$28.70
053/054/157XY 83" Door side screw cover kit US28	628	US28	HGPART.1211	\$90.00
053/054/157XY 85" Door side screw cover kit US28	628	US28	HGPART.1212	\$161.90
053/054/157XY 95" Door side screw cover kit US28	628	US28	HGPART.1213	\$161.90
053/054/157XY 120" Door side screw cover kit US28	628	US28	HGPART.1214	\$161.90
053/054/157XY 83" Door side screw cover kit 710	710	313AN	HGPART.1215	\$107.90
053/054/157XY 85" Door side screw cover kit 710	710	313AN	HGPART.1216	\$149.90
053/054/157XY 95" Door side screw cover kit 710	710	313AN	HGPART.1217	\$149.90
053/054/157XY 120" Door side screw cover kit 710	710	313AN	HGPART.1218	\$153.50
053/054/157XY 83" Door side screw cover kit 711	711	315AN	HGPART.1219	\$102.00
053/054/157XY 85" Door side screw cover kit 711	711	315AN	HGPART.1220	\$167.80
053/054/157XY 95" Door side screw cover kit 711	711	315AN	HGPART.1221	\$119.90
053/054/157XY 120" Door side screw cover kit 711	711	315AN	HGPART.1222	\$167.80
157XY 83" Frame side screw cover kit US28	628	US28	HGPART.1223	\$90.00
157XY 95" Frame side screw cover kit US28	628	US28	HGPART.1224	\$90.00
157XY 120" Frame side screw cover kit US28	628	US28	HGPART.1225	\$131.90
157XY 83" Frame side screw cover kit 710	710	313AN	HGPART.1226	\$107.90
157XY 95" Frame side screw cover kit 710	710	313AN	HGPART.1227	\$158.20
157XY 120" Frame side screw cover kit 710	710	313AN	HGPART.1228	\$149.90
157XY 83" Frame side screw cover kit 711	711	315AN	HGPART.1229	\$102.00

*Tension adjustment locking pins- 2.5mm x 8mm pin supplied by others.

PARTS

DESCRIPTION	BHMA FINISH	US REFERENCE	PART NUMBER	LIST
Continuous geared hinges (continued)				
157XY 95" Frame side screw cover kit 711	711	315AN	HGPART.1230	\$155.80
157XY 120" Frame side screw cover kit 711	711	315AN	HGPART.1231	\$167.80
210XY 83" Door side screw cover kit US28	628	US28	HGPART.1232	\$113.90
210XY 85" Door side screw cover kit US28	628	US28	HGPART.1233	\$125.90
210XY 95" Door side screw cover kit US28	628	US28	HGPART.1234	\$125.90
210XY 120" Door side screw cover kit US28	628	US28	HGPART.1235	\$125.90
210XY 83" Door side screw cover kit 710	710	313AN	HGPART.1236	\$125.90
210XY 85" Door side screw cover kit 710	710	313AN	HGPART.1237	\$125.90
210XY 95" Door side screw cover kit 710	710	313AN	HGPART.1238	\$125.90
210XY 120" Door side screw cover kit 710	710	313AN	HGPART.1239	\$125.90
210XY 83" Door side screw cover kit 711	711	315AN	HGPART.1240	\$36.00
210XY 85" Door side screw cover kit 711	711	315AN	HGPART.1241	\$36.00
210XY 95" Door side screw cover kit 711	711	315AN	HGPART.1242	\$36.00
210XY 120" Door side screw cover kit 711	711	315AN	HGPART.1243	\$137.90
045/046XY 83" Door side screw cover kit US28	628	US28	HGPART.1244	\$113.90
045/046XY 85" Door side screw cover kit US28	628	US28	HGPART.1245	\$119.90
045/046XY 95" Door side screw cover kit US28	628	US28	HGPART.1246	\$119.90
045/046XY 120" Door side screw cover kit US28	628	US28	HGPART.1247	\$119.90
045/046XY 83" Door side screw cover kit 710	710	313AN	HGPART.1248	\$131.90
045/046XY 85" Door side screw cover kit 710	710	313AN	HGPART.1249	\$125.90
045/046XY 95" Door side screw cover kit 710	710	313AN	HGPART.1250	\$125.90
045/046XY 120" Door side screw cover kit 710	710	313AN	HGPART.1251	\$125.90
045/046XY 83" Door side screw cover kit 711	711	315AN	HGPART.1252	\$36.00
045/046XY 85" Door side screw cover kit 711	711	315AN	HGPART.1253	\$36.00
045/046XY 95" Door side screw cover kit 711	711	315AN	HGPART.1254	\$36.00
045/046XY 120" Door side screw cover kit 711	711	315AN	HGPART.1255	\$137.90

*Tension adjustment locking pins- 2.5mm x 8mm pin supplied by others.

PARTS

DESCRIPTION	BHMA FINISH	US REFERENCE	PART NUMBER	LIST
7212/15/22/26/27 and 7215F/26F/27F Top pivot				
7212/15/22/26/27 Top bearing leaf	605	US3	PVPART.1001	\$191.40
7212/15/22/26/27 Top bearing leaf	606	US4	PVPART.1002	\$191.40
7212/15/22/26/27 Top bearing leaf	612	US10	PVPART.1003	\$191.40
7212/15/22/26/27 Top bearing leaf	613	US10B	PVPART.1004	\$191.40
7212/15/22/26/27 Top bearing leaf	625	US26	PVPART.1005	\$191.40
7212/15/22/26/27 Top bearing leaf	626	US26D	PVPART.1006	\$164.20
7212/15/22/26/27 Top bearing leaf	706	SP4	PVPART.1007	\$117.80
7212/15/22/26/27 Top bearing leaf	691	SP10	PVPART.1008	\$117.80
7212/15/22/26/27 Top bearing leaf	689	SP28	PVPART.1009	\$117.80
7212/15/22/26/27 Top bearing leaf	695	SP313	PVPART.1010	\$117.80
7212/15/22/26/27 Top bearing leaf	622	SPBLK	PVPART.1011	\$117.80
7212/15/22/26/27 Top pin leaf	605	US3	PVPART.1012	\$191.40
7212/15/22/26/27 Top pin leaf	606	US4	PVPART.1013	\$191.40
7212/15/22/26/27 Top pin leaf	612	US10	PVPART.1014	\$191.40
7212/15/22/26/27 Top pin leaf	613	US10B	PVPART.1015	\$191.40
7212/15/22/26/27 Top pin leaf	625	US26	PVPART.1016	\$191.40
7212/15/22/26/27 Top pin leaf	626	US26D	PVPART.1017	\$164.20
7212/15/22/26/27 Top pin leaf	706	SP4	PVPART.1018	\$117.80
7212/15/22/26/27 Top pin leaf	691	SP10	PVPART.1019	\$117.80
7212/15/22/26/27 Top pin leaf	689	SP28	PVPART.1020	\$117.80
7212/15/22/26/27 Top pin leaf	695	SP313	PVPART.1021	\$117.80
7212/15/22/26/27 Top pin leaf	622	SPBLK	PVPART.1022	\$117.80
7215F/26F/27F Top bearing leaf	632	US3	PVPART.1227	\$339.10
7215F/26F/27F Top bearing leaf	639	US10	PVPART.1228	\$339.10
7215F/26F/27F Top bearing leaf	629	US32	PVPART.1229	\$339.10
7215F/26F/27F Top bearing leaf	630	US32D	PVPART.1230	\$293.00
7215F/26F/27F Top bearing leaf	706	SP4	PVPART.1231	\$246.60
7215F/26F/27F Top bearing leaf	691	SP10	PVPART.1232	\$246.60
7215F/26F/27F Top bearing leaf	689	SP28	PVPART.1233	\$246.60
7215F/26F/27F Top bearing leaf	695	SP313	PVPART.1234	\$246.60
7215F/26F/27F Top bearing leaf	622	SPBLK	PVPART.1235	\$246.60
7215F/26F/27F Top pin leaf	632	US3	PVPART.1236	\$339.10
7215F/26F/27F Top pin leaf	639	US10	PVPART.1237	\$339.10
7215F/26F/27F Top pin leaf	629	US32	PVPART.1238	\$339.10
7215F/26F/27F Top pin leaf	630	US32D	PVPART.1239	\$293.00
7215F/26F/27F Top pin leaf	706	SP4	PVPART.1240	\$246.60
7215F/26F/27F Top pin leaf	691	SP10	PVPART.1241	\$246.60
7215F/26F/27F Top pin leaf	689	SP28	PVPART.1242	\$246.60
7215F/26F/27F Top pin leaf	695	SP313	PVPART.1243	\$246.60
7215F/26F/27F Top pin leaf	622	SPBLK	PVPART.1244	\$246.60
7212/12V/15/22/26/27/44/45 Top mounting package	605, 606, 706	US3, US4, SP4	PVPART.1023	\$20.40
7212/12V/15/22/26/27/44/45 Top mounting package	612, 691	US10, SP10	PVPART.1024	\$20.40
7212/12V/15/22/26/27/44/45 Top mounting package	613, 695	US10B, SP313	PVPART.1025	\$20.40

HINGES & PIVOTS

PULLS & PLATES

FLUSH BOLTS & COORDINATORS

LATCHES, CATCHES & BOLTS

STOPS

EXTERIOR HARDWARE

MISCELLANEOUS

PARTS

PARTS

DESCRIPTION	BHMA FINISH	US REFERENCE	PART NUMBER	LIST
7212/15/22/26/27 and 7215F/26F/27F Top pivot (continued)				
7212/12V/15/22/26/27/44/45 Top mounting package	625, 626, 629, 630, 689	US26, US26D, US32, US32D, SP28	PVPART.1026	\$20.40
7212/12V/15/22/26/27/44/45 Top mounting package	622	SPBLK	PVPART.1027	\$20.40
7212/12V/15/22/26/27/44/45 Top security mounting package	-	-	PVPART.1028	\$36.70
7212/12V/15/22/26/27/44/45 Top wood mounting package	605, 606, 706	US3, US4, SP4	PVPART.1821	\$18.60
7212/12V/15/22/26/27/44/45 Top wood mounting package	612, 691	US10, SPI0	PVPART.1822	\$18.60
7212/12V/15/22/26/27/44/45 Top wood mounting package	613, 695	US10B, SP313	PVPART.1823	\$18.60
7212/12V/15/22/26/27/44/45 Top wood mounting package	625, 626, 629, 630, 689	US26, US26D, US32, US32D, SP28	PVPART.1824	\$18.60
7212/12V/15/22/26/27/44/45 Top wood mounting package	622	SPBLK	PVPART.1825	\$18.60
7212/15/22/26/27/30/37/44/45 Top pivot pin	-	-	PVPART.1029	\$9.40
Pivot set screw (package of 10)	-	-	PVPART.1030	\$7.20
Pivot bushing	-	-	PVPART.1870	\$4.40
7212/15/22/26/27/30/37/44/45 Cap screw	605	US3	PVPART.1032	\$29.40
7212/15/22/26/27/30/37/44/45 Cap screw	606	US4	PVPART.1033	\$29.40
7212/15/22/26/27/30/37/44/45 Cap screw	612	US10	PVPART.1034	\$29.40
7212/15/22/26/27/30/37/44/45 Cap screw	613	US10B	PVPART.1035	\$29.40
7212/15/22/26/27/30/37/44/45 Cap screw	625, 629	US26, US32	PVPART.1036	\$29.40
7212/15/22/26/27/30/37/44/45 Cap screw	626, 630	US26D, US32D	PVPART.1037	\$29.40
7212/15/22/26/27/30/37/44/45 Cap screw	706	SP4	PVPART.1038	\$29.40
7212/15/22/26/27/30/37/44/45 Cap screw	691	SPI0	PVPART.1039	\$29.40
7212/15/22/26/27/30/37/44/45 Cap screw	689	SP28	PVPART.1040	\$29.40
7212/15/22/26/27/30/37/44/45 Cap screw	695	SP313	PVPART.1041	\$29.40
7212/15/22/26/27/30/37/44/45 Cap screw	622	SPBLK	PVPART.1042	\$29.40
7212V Top pivot				
7212V Top door leaf - RH	605	US3	PVPART.1144	\$199.20
7212V Top door leaf - RH	606	US4	PVPART.1145	\$199.20
7212V Top door leaf - RH	612	US10	PVPART.1146	\$199.20
7212V Top door leaf - RH	613	US10B	PVPART.1147	\$199.20
7212V Top door leaf - RH	625	US26	PVPART.1148	\$199.20
7212V Top door leaf - RH	626	US26D	PVPART.1149	\$171.10
7212V Top door leaf - RH	706	SP4	PVPART.1150	\$130.60
7212V Top door leaf - RH	691	SPI0	PVPART.1151	\$130.60
7212V Top door leaf - RH	689	SP28	PVPART.1152	\$130.60
7212V Top door leaf - RH	695	SP313	PVPART.1153	\$130.60
7212V Top door leaf - RH	622	SPBLK	PVPART.1154	\$130.60
7212V Top jamb leaf - RH	605	US3	PVPART.1155	\$199.20
7212V Top jamb leaf - RH	606	US4	PVPART.1156	\$199.20
7212V Top jamb leaf - RH	612	US10	PVPART.1157	\$199.20
7212V Top jamb leaf - RH	613	US10B	PVPART.1158	\$199.20
7212V Top jamb leaf - RH	625	US26	PVPART.1159	\$199.20
7212V Top jamb leaf - RH	626	US26D	PVPART.1160	\$171.10
7212V Top jamb leaf - RH	706	SP4	PVPART.1161	\$130.60
7212V Top jamb leaf - RH	691	SPI0	PVPART.1162	\$130.60

HINGES & PIVOTS
 PULLS & PLATES
 FLUSH BOLTS & COORDINATORS
 LATCHES, CATCHES & BOLTS
 STOPS
 EXTERIOR HARDWARE
 MISCELLANEOUS
 PARTS

PARTS

DESCRIPTION	BHMA FINISH	US REFERENCE	PART NUMBER	LIST
7212V Top pivot (continued)				
7212V Top jamb leaf - RH	689	SP28	PVPART.1163	\$130.60
7212V Top jamb leaf - RH	695	SP313	PVPART.1164	\$130.60
7212V Top jamb leaf - RH	622	SPBLK	PVPART.1165	\$130.60
7212V Top door leaf - LH	605	US3	PVPART.1166	\$199.20
7212V Top door leaf - LH	606	US4	PVPART.1167	\$199.20
7212V Top door leaf - LH	612	US10	PVPART.1168	\$199.20
7212V Top door leaf - LH	613	US10B	PVPART.1169	\$199.20
7212V Top door leaf - LH	625	US26	PVPART.1170	\$199.20
7212V Top door leaf - LH	626	US26D	PVPART.1171	\$171.10
7212V Top door leaf - LH	706	SP4	PVPART.1172	\$130.60
7212V Top door leaf - LH	691	SPI0	PVPART.1173	\$130.60
7212V Top door leaf - LH	689	SP28	PVPART.1174	\$130.60
7212V Top door leaf - LH	695	SP313	PVPART.1175	\$130.60
7212V Top door leaf - LH	622	SPBLK	PVPART.1176	\$130.60
7212V Top jamb leaf - LH	605	US3	PVPART.1177	\$199.20
7212V Top jamb leaf - LH	606	US4	PVPART.1178	\$199.20
7212V Top jamb leaf - LH	612	US10	PVPART.1179	\$199.20
7212V Top jamb leaf - LH	613	US10B	PVPART.1180	\$199.20
7212V Top jamb leaf - LH	625	US26	PVPART.1181	\$199.20
7212V Top jamb leaf - LH	626	US26D	PVPART.1182	\$171.10
7212V Top jamb leaf - LH	706	SP4	PVPART.1183	\$130.60
7212V Top jamb leaf - LH	691	SPI0	PVPART.1184	\$130.60
7212V Top jamb leaf - LH	689	SP28	PVPART.1185	\$130.60
7212V Top jamb leaf - LH	695	SP313	PVPART.1186	\$130.60
7212V Top jamb leaf - LH	622	SPBLK	PVPART.1187	\$130.60
7212/12V/15/26/27/44/45 Top mounting package	605/631, 606, 706	US3, US4, SP4	PVPART.1023	\$20.40
7212/12V/15/26/27/44/45 Top mounting package	612, 691	US10, SPI0	PVPART.1024	\$20.40
7212/12V/15/26/27/44/45 Top mounting package	613, 695	US10B, SP313	PVPART.1025	\$20.40
7212/12V/15/26/27/44/45 Top mounting package	625, 626, 689	US26, US26D, SP28	PVPART.1026	\$20.40
7212/12V/15/26/27/44/45 Top mounting package	622	SPBLK	PVPART.1027	\$20.40
7212/12V/15/26/27/44/45 Top wood mounting package	605, 606, 706	US3, US4, SP4	PVPART.1821	\$18.60
7212/12V/15/26/27/44/45 Top wood mounting package	612, 691	US10, SPI0	PVPART.1822	\$18.60
7212/12V/15/26/27/44/45 Top wood mounting package	613, 695	US10B, SP313	PVPART.1823	\$18.60
7212/12V/15/26/27/44/45 Top wood mounting package	625, 626, 689	US26, US26D, SP28	PVPART.1824	\$18.60
7212/12V/15/26/27/44/45 Top wood mounting package	622	SPBLK	PVPART.1825	\$18.60
7212/12V/15/26/27/44/45 Top security mounting package	-	-	PVPART.1028	\$36.70
Pivot set screw (package of 10)	-	-	PVPART.1030	\$7.20
7212/12V/22 Pivot bearing	-	-	PVPART.1031	\$7.20
7212/12V/22 Pivot bearing pin	-	-	PVPART.1093	\$7.50
7212V Pivot pin cap	605	US3	PVPART.1194	\$20.40
7212V Pivot pin cap	606	US4	PVPART.1195	\$20.40
7212V Pivot pin cap	612	US10	PVPART.1196	\$20.40
7212V Pivot pin cap	613	US10B	PVPART.1197	\$20.40
7212V Pivot pin cap	625	US26	PVPART.1198	\$20.40

PARTS

DESCRIPTION	BHMA FINISH	US REFERENCE	PART NUMBER	LIST
7212V Top pivot (continued)				
7212V Pivot pin cap	626	US26D	PVPART.1199	\$20.40
7212V Pivot pin cap	706	SP4	PVPART.1200	\$20.40
7212V Pivot pin cap	691	SP10	PVPART.1201	\$20.40
7212V Pivot pin cap	689	SP28	PVPART.1202	\$20.40
7212V Pivot pin cap	695	SP313	PVPART.1203	\$20.40
7212V Pivot pin cap	622	SPBLK	PVPART.1204	\$20.40
7230F/37F Top pivot				
7230F/37F Top bearing leaf	632	US3	PVPART.1517	\$314.80
7230F/37F Top bearing leaf	639	US10	PVPART.1518	\$314.80
7230F/37F Top bearing leaf	629	US32	PVPART.1519	\$314.80
7230F/37F Top bearing leaf	630	US32D	PVPART.1520	\$293.00
7230F/37F Top bearing leaf	706	SP4	PVPART.1521	\$259.50
7230F/37F Top bearing leaf	691	SP10	PVPART.1522	\$259.50
7230F/37F Top bearing leaf	689	SP28	PVPART.1523	\$259.50
7230F/37F Top bearing leaf	695	SP313	PVPART.1524	\$259.50
7230F/37F Top bearing leaf	622	SPBLK	PVPART.1525	\$259.50
7230F/37F Top pin leaf	632	US3	PVPART.1526	\$314.80
7230F/37F Top pin leaf	639	US10	PVPART.1527	\$314.80
7230F/37F Top pin leaf	629	US32	PVPART.1528	\$314.80
7230F/37F Top pin leaf	630	US32D	PVPART.1529	\$293.00
7230F/37F Top pin leaf	706	SP4	PVPART.1530	\$259.50
7230F/37F Top pin leaf	691	SP10	PVPART.1531	\$259.50
7230F/37F Top pin leaf	689	SP28	PVPART.1532	\$259.50
7230F/37F Top pin leaf	695	SP313	PVPART.1533	\$259.50
7230F/37F Top pin leaf	622	SPBLK	PVPART.1534	\$259.50
7230F/37F Top mounting package	632, 706	US3, SP4	PVPART.1535	\$29.40
7230F/37F Top mounting package	639, 691	US10, SP10	PVPART.1536	\$29.40
7230F/37F Top mounting package	629, 630, 689	US32, US32D, SP28	PVPART.1537	\$29.40
7230F/37F Top mounting package	695	SP313	PVPART.1542	\$29.40
7230F/37F Top mounting package	622	SPBLK	PVPART.1543	\$29.40
7230F/37F Top security mounting package	-	-	PVPART.1544	\$53.60
7230F/37F Top wood mounting package	632, 706	US3, SP4	PVPART.1841	\$23.00
7230F/37F Top wood mounting package	639, 691	US10, SP10	PVPART.1842	\$23.00
7230F/37F Top wood mounting package	629, 630, 689	US32, US32D, SP28	PVPART.1843	\$23.00
7230F/37F Top wood mounting package	695	SP313	PVPART.1844	\$23.00
7230F/37F Top wood mounting package	622	SPBLK	PVPART.1845	\$23.00
7212/15/22/26/27/30/37/44/45 Top pivot pin	-	-	PVPART.1029	\$9.40
Pivot set screw (package of 10)	-	-	PVPART.1030	\$7.20
Pivot bushing	-	-	PVPART.1870	\$4.40
7212/15/22/26/27/30/37/44/45 Cap screw	605/632	US3	PVPART.1032	\$29.40
7212/15/22/26/27/30/37/44/45 Cap screw	612/639	US10	PVPART.1034	\$29.40
7212/15/22/26/27/30/37/44/45 Cap screw	629	US32	PVPART.1036	\$29.40
7212/15/22/26/27/30/37/44/45 Cap screw	630	US32D	PVPART.1037	\$29.40
7212/15/22/26/27/30/37/44/45 Cap screw	706	SP4	PVPART.1038	\$29.40

HINGES & PIVOTS
 PULLS & PLATES
 FLUSH BOLTS & COORDINATORS
 LATCHES, CATCHES & BOLTS
 STOPS
 EXTERIOR HARDWARE
 MISCELLANEOUS
 PARTS

PARTS

DESCRIPTION	BHMA FINISH	US REFERENCE	PART NUMBER	LIST
7230F/37F Top pivot (continued)				
7212/15/22/26/27/30/37/44/45 Cap screw	691	SP10	PVPART.1039	\$29.40
7212/15/22/26/27/30/37/44/45 Cap screw	689	SP28	PVPART.1040	\$29.40
7212/15/22/26/27/30/37/44/45 Cap screw	695	SP313	PVPART.1041	\$29.40
7212/15/22/26/27/30/37/44/45 Cap screw	622	SPBLK	PVPART.1042	\$29.40
7244F/45F Top pivot				
7244F/45F Top bearing leaf	632	US3	PVPART.1615	\$342.30
7244F/45F Top bearing leaf	639	US10	PVPART.1616	\$342.30
7244F/45F Top bearing leaf	629	US32	PVPART.1617	\$342.30
7244F/45F Top bearing leaf	630	US32D	PVPART.1618	\$328.00
7244F/45F Top bearing leaf	706	SP4	PVPART.1619	\$298.30
7244F/45F Top bearing leaf	691	SP10	PVPART.1620	\$298.30
7244F/45F Top bearing leaf	689	SP28	PVPART.1621	\$298.30
7244F/45F Top bearing leaf	695	SP313	PVPART.1622	\$298.30
7244F/45F Top bearing leaf	622	SPBLK	PVPART.1623	\$298.30
7244F/45F Top pin leaf	632	US3	PVPART.1624	\$342.30
7244F/45F Top pin leaf	639	US10	PVPART.1625	\$342.30
7244F/45F Top pin leaf	629	US32	PVPART.1626	\$342.30
7244F/45F Top pin leaf	630	US32D	PVPART.1627	\$328.00
7244F/45F Top pin leaf	706	SP4	PVPART.1628	\$298.30
7244F/45F Top pin leaf	691	SP10	PVPART.1629	\$298.30
7244F/45F Top pin leaf	689	SP28	PVPART.1630	\$298.30
7244F/45F Top pin leaf	695	SP313	PVPART.1631	\$298.30
7244F/45F Top pin leaf	622	SPBLK	PVPART.1632	\$298.30
7212/12V/15/26/27/44/45 Top mounting package	605, 706	US3, SP4	PVPART.1023	\$20.40
7212/12V/15/26/27/44/45 Top mounting package	612, 691	US10, SP10	PVPART.1024	\$20.40
7212/12V/15/26/27/44/45 Top mounting package	695	SP313	PVPART.1025	\$20.40
7212/12V/15/26/27/44/45 Top mounting package	629, 630, 689	US32, US32D, SP28	PVPART.1026	\$20.40
7212/12V/15/26/27/44/45 Top mounting package	622	SPBLK	PVPART.1027	\$20.40
7212/12V/15/26/27/44/45 Top security mounting package	-	-	PVPART.1028	\$36.70
7212/12V/15/26/27/44/45 Top wood mounting package	605, 706	US3, SP4	PVPART.1821	\$23.00
7212/12V/15/26/27/44/45 Top wood mounting package	612, 691	US10, SP10	PVPART.1822	\$23.00
7212/12V/15/26/27/44/45 Top wood mounting package	629, 630, 689	US32, US32D, SP28	PVPART.1824	\$23.00
7212/12V/15/26/27/44/45 Top wood mounting package	695	SP313	PVPART.1823	\$23.00
7212/12V/15/26/27/44/45 Top wood mounting package	622	SPBLK	PVPART.1825	\$23.00
7212/15/22/26/27/30/37/44/45 Top pivot pin	-	-	PVPART.1029	\$9.40
Pivot set screw (package of 10)	-	-	PVPART.1030	\$7.20
Pivot bushing	-	-	PVPART.1870	\$4.40
7212/15/22/26/27/30/37/44/45 Cover cap screw	605	US3	PVPART.1032	\$29.40
7212/15/22/26/27/30/37/44/45 Cover cap screw	612	US10	PVPART.1034	\$29.40
7212/15/22/26/27/30/37/44/45 Cover cap screw	629	US32	PVPART.1036	\$29.40
7212/15/22/26/27/30/37/44/45 Cover cap screw	630	US32D	PVPART.1037	\$29.40
7212/15/22/26/27/30/37/44/45 Cover cap screw	706	SP4	PVPART.1038	\$29.40
7212/15/22/26/27/30/37/44/45 Cover cap screw	691	SP10	PVPART.1039	\$29.40
7212/15/22/26/27/30/37/44/45 Cover cap screw	689	SP28	PVPART.1040	\$29.40

HINGES & PIVOTS

PULLS & PLATES

FLUSH BOLTS & COORDINATORS

LATCHES, CATCHES & BOLTS

STOPS

EXTERIOR HARDWARE

MISCELLANEOUS

PARTS

PARTS

DESCRIPTION	BHMA FINISH	US REFERENCE	PART NUMBER	LIST
7244F/45F Top pivot (continued)				
7212/15/22/26/27/30/37/44/45 Cover cap screw	695	SP313	PVPART.1041	\$29.40
7212/15/22/26/27/30/37/44/45 Cover cap screw	622	SPBLK	PVPART.1042	\$29.40
7253/55/55J/56 Top pivot				
7253/55/55J/56 Top door leaf	-	-	PVPART.1705	\$259.50
7253/55/55J/56 Top frame leaf	605	US3	PVPART.1706	\$259.50
7253/55/55J/56 Top frame leaf	606	US4	PVPART.1707	\$259.50
7253/55/55J/56 Top frame leaf	612	US10	PVPART.1708	\$259.50
7253/55/55J/56 Top frame leaf	613	US10B	PVPART.1709	\$259.50
7253/55/55J/56 Top frame leaf	625	US26	PVPART.1710	\$259.50
7253/55/55J/56 Top frame leaf	626	US26D	PVPART.1711	\$259.50
7253/55/55J/56 Top frame leaf	706	SP4	PVPART.1712	\$224.60
7253/55/55J/56 Top frame leaf	691	SPI0	PVPART.1713	\$224.60
7253/55/55J/56 Top frame leaf	689	SP28	PVPART.1714	\$224.60
7253/55/55J/56 Top frame leaf	695	SP313	PVPART.1715	\$224.60
7253/55/55J/56 Top frame leaf	622	SPBLK	PVPART.1716	\$224.60
7253/55/55J/56 Top finish plate package	605	US3	PVPART.1717	\$108.30
7253/55/55J/56 Top finish plate package	606	US4	PVPART.1718	\$108.30
7253/55/55J/56 Top finish plate package	612	US10	PVPART.1719	\$108.30
7253/55/55J/56 Top finish plate package	613	US10B	PVPART.1720	\$108.30
7253/55/55J/56 Top finish plate package	625	US26	PVPART.1721	\$108.30
7253/55/55J/56 Top finish plate package	626	US26D	PVPART.1722	\$108.30
7253/55/55J/56 Top finish plate package	706	SP4	PVPART.1723	\$68.00
7253/55/55J/56 Top finish plate package	691	SPI0	PVPART.1724	\$68.00
7253/55/55J/56 Top finish plate package	689	SP28	PVPART.1725	\$68.00
7253/55/55J/56 Top finish plate package	695	SP313	PVPART.1726	\$68.00
7253/55/55J/56 Top finish plate package	622	SPBLK	PVPART.1727	\$68.00
7227/37/45/56/59 Finish plate screw (package of 10)	-	-	PVPART.1335	\$2.80
7253/55/55J/56/59 Top mounting package	605, 606, 706	US3, US4, SP4	PVPART.1729	\$20.40
7253/55/55J/56/59 Top mounting package	612, 691	US10, SPI0	PVPART.1730	\$20.40
7253/55/55J/56/59 Top mounting package	613, 695	US10B, SP313	PVPART.1731	\$20.40
7253/55/55J/56/59 Top mounting package	625, 626, 689	US26, US26D, SP28	PVPART.1732	\$20.40
7253/55/55J/56/59 Top mounting package	622	SPBLK	PVPART.1733	\$20.40
7253/55/55J/56/59 Top security mounting package	-	-	PVPART.1734	\$27.60
7253/55/55J/56/59 Top wood mounting package	605, 606, 706	US3, US4, SP4	PVPART.1859	\$13.00
7253/55/55J/56/59 Top wood mounting package	612, 691	US10, SPI0	PVPART.1860	\$13.00
7253/55/55J/56/59 Top wood mounting package	613, 695	US10B, SP313	PVPART.1861	\$13.00
7253/55/55J/56/59 Top wood mounting package	625, 626, 689	US26, US26D, SP28	PVPART.1862	\$13.00
7253/55/55J/56/59 Top wood mounting package	622	SPBLK	PVPART.1863	\$13.00
7259 Top pivot				
7259 Top door leaf	-	-	PVPART.1788	\$259.50
7259 Top frame leaf	605	US3	PVPART.1789	\$259.50
7259 Top frame leaf	606	US4	PVPART.1790	\$259.50
7259 Top frame leaf	612	US10	PVPART.1791	\$259.50
7259 Top frame leaf	613	US10B	PVPART.1792	\$259.50

HINGES & PIVOTS
 PULLS & PLATES
 FLUSH BOLTS & COORDINATORS
 LATCHES, CATCHES & BOLTS
 STOPS
 EXTERIOR HARDWARE
 MISCELLANEOUS
 PARTS

PARTS

DESCRIPTION	BHMA FINISH	US REFERENCE	PART NUMBER	LIST
7259 Top pivot (continued)				
7259 Top frame leaf	625	US26	PVPART.1793	\$259.50
7259 Top frame leaf	626	US26D	PVPART.1794	\$259.50
7259 Top frame leaf	706	SP4	PVPART.1795	\$224.60
7259 Top frame leaf	691	SP10	PVPART.1796	\$224.60
7259 Top frame leaf	689	SP28	PVPART.1797	\$224.60
7259 Top frame leaf	695	SP313	PVPART.1798	\$224.60
7259 Top frame leaf	622	SPBLK	PVPART.1799	\$224.60
7259 Top finish plate package	605	US3	PVPART.1800	\$108.30
7259 Top finish plate package	606	US4	PVPART.1801	\$108.30
7259 Top finish plate package	612	US10	PVPART.1802	\$108.30
7259 Top finish plate package	613	US10B	PVPART.1803	\$108.30
7259 Top finish plate package	625	US26	PVPART.1804	\$108.30
7259 Top finish plate package	626	US26D	PVPART.1805	\$108.30
7259 Top finish plate package	706	SP4	PVPART.1806	\$68.00
7259 Top finish plate package	691	SP10	PVPART.1807	\$68.00
7259 Top finish plate package	689	SP28	PVPART.1808	\$68.00
7259 Top finish plate package	695	SP313	PVPART.1809	\$68.00
7259 Top finish plate package	622	SPBLK	PVPART.1810	\$68.00
7227/37/45/56/59 Finish plate screw (package of 10)	-	-	PVPART.1335	\$2.80
7253/55/55J/56/59 Top mounting package	605, 606, 706	US3, US4, SP4	PVPART.1729	\$20.40
7253/55/55J/56/59 Top mounting package	612, 691	US10, SP10	PVPART.1730	\$20.40
7253/55/55J/56/59 Top mounting package	613, 695	US10B, SP313	PVPART.1731	\$20.40
7253/55/55J/56/59 Top mounting package	625, 626, 689	US26, US26D, SP28	PVPART.1732	\$20.40
7253/55/55J/56/59 Top mounting package	622	SPBLK	PVPART.1733	\$20.40
7253/55/55J/56/59 Top security mounting package	-	-	PVPART.1734	\$27.60
7253/55/55J/56/59 Top wood mounting package	605, 606, 706	US3, US4, SP4	PVPART.1859	\$13.00
7253/55/55J/56/59 Top wood mounting package	612, 691	US10, SP10	PVPART.1860	\$13.00
7253/55/55J/56/59 Top wood mounting package	613, 695	US10B, SP313	PVPART.1861	\$13.00
7253/55/55J/56/59 Top wood mounting package	625, 626, 689	US26, US26D, SP28	PVPART.1862	\$13.00
7253/55/55J/56/59 Top wood mounting package	622	SPBLK	PVPART.1863	\$13.00
7212/12V/22 Intermediate pivot				
7212/12V/22 Int door leaf - RH	605	US3	PVPART.1094	\$219.20
7212/12V/22 Int door leaf - RH	606	US4	PVPART.1095	\$219.20
7212/12V/22 Int door leaf - RH	612	US10	PVPART.1096	\$219.20
7212/12V/22 Int door leaf - RH	613	US10B	PVPART.1097	\$219.20
7212/12V/22 Int door leaf - RH	625	US26	PVPART.1098	\$219.20
7212/12V/22 Int door leaf - RH	626	US26D	PVPART.1099	\$191.40
7212/12V/22 Int door leaf - RH	706	SP4	PVPART.1100	\$152.80
7212/12V/22 Int door leaf - RH	691	SP10	PVPART.1101	\$152.80
7212/12V/22 Int door leaf - RH	689	SP28	PVPART.1102	\$152.80
7212/12V/22 Int door leaf - RH	695	SP313	PVPART.1103	\$152.80
7212/12V/22 Int door leaf - RH	622	SPBLK	PVPART.1104	\$152.80
7212/12V/22 Int jamb leaf - RH	605	US3	PVPART.1105	\$219.20
7212/12V/22 Int jamb leaf - RH	606	US4	PVPART.1106	\$219.20

HINGES & PIVOTS

PULLS & PLATES

FLUSH BOLTS & COORDINATORS

LATCHES, CATCHES & BOLTS

STOPS

EXTERIOR HARDWARE

MISCELLANEOUS

PARTS

PARTS

DESCRIPTION	BHMA FINISH	US REFERENCE	PART NUMBER	LIST
7212/12V/22 Intermediate pivot (continued)				
7212/12V/22 Int jamb leaf - RH	612	US10	PVPART.1107	\$219.20
7212/12V/22 Int jamb leaf - RH	613	US10B	PVPART.1108	\$219.20
7212/12V/22 Int jamb leaf - RH	625	US26	PVPART.1109	\$219.20
7212/12V/22 Int jamb leaf - RH	626	US26D	PVPART.1110	\$191.40
7212/12V/22 Int jamb leaf - RH	706	SP4	PVPART.1111	\$152.80
7212/12V/22 Int jamb leaf - RH	691	SPI0	PVPART.1112	\$152.80
7212/12V/22 Int jamb leaf - RH	689	SP28	PVPART.1113	\$152.80
7212/12V/22 Int jamb leaf - RH	695	SP313	PVPART.1114	\$152.80
7212/12V/22 Int jamb leaf - RH	622	SPBLK	PVPART.1115	\$152.80
7212/12V/22 Int door leaf - LH	605	US3	PVPART.1116	\$219.20
7212/12V/22 Int door leaf - LH	606	US4	PVPART.1117	\$219.20
7212/12V/22 Int door leaf - LH	612	US10	PVPART.1118	\$219.20
7212/12V/22 Int door leaf - LH	613	US10B	PVPART.1119	\$219.20
7212/12V/22 Int door leaf - LH	625	US26	PVPART.1120	\$219.20
7212/12V/22 Int door leaf - LH	626	US26D	PVPART.1121	\$191.40
7212/12V/22 Int door leaf - LH	706	SP4	PVPART.1122	\$152.80
7212/12V/22 Int door leaf - LH	691	SPI0	PVPART.1123	\$152.80
7212/12V/22 Int door leaf - LH	689	SP28	PVPART.1124	\$152.80
7212/12V/22 Int door leaf - LH	695	SP313	PVPART.1125	\$152.80
7212/12V/22 Int door leaf - LH	622	SPBLK	PVPART.1126	\$152.80
7212/12V/22 Int jamb leaf - LH	605	US3	PVPART.1127	\$219.20
7212/12V/22 Int jamb leaf - LH	606	US4	PVPART.1128	\$219.20
7212/12V/22 Int jamb leaf - LH	612	US10	PVPART.1129	\$219.20
7212/12V/22 Int jamb leaf - LH	613	US10B	PVPART.1130	\$219.20
7212/12V/22 Int jamb leaf - LH	625	US26	PVPART.1131	\$219.20
7212/12V/22 Int jamb leaf - LH	626	US26D	PVPART.1132	\$191.40
7212/12V/22 Int jamb leaf - LH	706	SP4	PVPART.1133	\$152.80
7212/12V/22 Int jamb leaf - LH	691	SPI0	PVPART.1134	\$152.80
7212/12V/22 Int jamb leaf - LH	689	SP28	PVPART.1135	\$152.80
7212/12V/22 Int jamb leaf - LH	695	SP313	PVPART.1136	\$152.80
7212/12V/22 Int jamb leaf - LH	622	SPBLK	PVPART.1137	\$152.80
7212/12V/22 Int mounting package	605, 606, 706	US3, US4, SP4	PVPART.1138	\$18.60
7212/12V/22 Int mounting package	612, 691	US10, SPI0	PVPART.1139	\$18.60
7212/12V/22 Int mounting package	613, 695	US10B, SP313	PVPART.1140	\$18.60
7212/12V/22 Int mounting package	625, 626, 689	US26, US26D, SP28	PVPART.1141	\$18.60
7212/12V/22 Int mounting package	622	SPBLK	PVPART.1142	\$18.60
7212/12V/22 Int wood mounting package	605, 606, 706	US3, US4, SP4	PVPART.1831	\$13.50
7212/12V/22 Int wood mounting package	612, 691	US10, SPI0	PVPART.1832	\$13.50
7212/12V/22 Int wood mounting package	613, 695	US10B, SP313	PVPART.1833	\$13.50
7212/12V/22 Int wood mounting package	625, 626, 689	US26, US26D, SP28	PVPART.1834	\$13.50
7212/12V/22 Int wood mounting package	622	SPBLK	PVPART.1835	\$13.50
7212/12V/22 Int security mounting package	-	-	PVPART.1143	\$27.60
Pivot set screw (package of 10)	-	-	PVPART.1030	\$7.20
7212/12V/22 Pivot bearing	-	-	PVPART.1031	\$7.20

HINGES & PIVOTS
 PULLS & PLATES
 FLUSH BOLTS & COORDINATORS
 LATCHES, CATCHES & BOLTS
 STOPS
 EXTERIOR HARDWARE
 MISCELLANEOUS
 PARTS

PARTS

DESCRIPTION	BHMA FINISH	US REFERENCE	PART NUMBER	LIST
7212/12V/22 Intermediate pivot (continued)				
7212/12V/22 Pivot bearing pin	-	-	PVPART.1093	\$7.50
7215/26/27 and 7215F/26F/27F Intermediate pivot				
7215/26/27 Int door leaf - RH	605	US3	PVPART.1354	\$199.20
7215/26/27 Int door leaf - RH	606	US4	PVPART.1355	\$199.20
7215/26/27 Int door leaf - RH	612	US10	PVPART.1356	\$199.20
7215/26/27 Int door leaf - RH	613	US10B	PVPART.1357	\$199.20
7215/26/27 Int door leaf - RH	625	US26	PVPART.1358	\$199.20
7215/26/27 Int door leaf - RH	626	US26D	PVPART.1359	\$178.40
7215/26/27 Int door leaf - RH	706	SP4	PVPART.1360	\$164.20
7215/26/27 Int door leaf - RH	691	SPI0	PVPART.1361	\$164.20
7215/26/27 Int door leaf - RH	689	SP28	PVPART.1362	\$164.20
7215/26/27 Int door leaf - RH	695	SP313	PVPART.1363	\$164.20
7215/26/27 Int door leaf - RH	622	SPBLK	PVPART.1364	\$164.20
7215/26/27 Int jamb leaf - RH	605	US3	PVPART.1365	\$199.20
7215/26/27 Int jamb leaf - RH	606	US4	PVPART.1366	\$199.20
7215/26/27 Int jamb leaf - RH	612	US10	PVPART.1367	\$199.20
7215/26/27 Int jamb leaf - RH	613	US10B	PVPART.1368	\$199.20
7215/26/27 Int jamb leaf - RH	625	US26	PVPART.1369	\$199.20
7215/26/27 Int jamb leaf - RH	626	US26D	PVPART.1370	\$178.40
7215/26/27 Int jamb leaf - RH	706	SP4	PVPART.1371	\$164.20
7215/26/27 Int jamb leaf - RH	691	SPI0	PVPART.1372	\$164.20
7215/26/27 Int jamb leaf - RH	689	SP28	PVPART.1373	\$164.20
7215/26/27 Int jamb leaf - RH	695	SP313	PVPART.1374	\$164.20
7215/26/27 Int jamb leaf - RH	622	SPBLK	PVPART.1375	\$164.20
7215/26/27 Int door leaf - LH	605	US3	PVPART.1376	\$199.20
7215/26/27 Int door leaf - LH	606	US4	PVPART.1377	\$199.20
7215/26/27 Int door leaf - LH	612	US10	PVPART.1378	\$199.20
7215/26/27 Int door leaf - LH	613	US10B	PVPART.1379	\$199.20
7215/26/27 Int door leaf - LH	625	US26	PVPART.1380	\$199.20
7215/26/27 Int door leaf - LH	626	US26D	PVPART.1381	\$178.40
7215/26/27 Int door leaf - LH	706	SP4	PVPART.1382	\$164.20
7215/26/27 Int door leaf - LH	691	SPI0	PVPART.1383	\$164.20
7215/26/27 Int door leaf - LH	689	SP28	PVPART.1384	\$164.20
7215/26/27 Int door leaf - LH	695	SP313	PVPART.1385	\$164.20
7215/26/27 Int door leaf - LH	622	SPBLK	PVPART.1386	\$164.20
7215/26/27 Int jamb leaf - LH	605	US3	PVPART.1387	\$199.20
7215/26/27 Int jamb leaf - LH	606	US4	PVPART.1388	\$199.20
7215/26/27 Int jamb leaf - LH	612	US10	PVPART.1389	\$199.20
7215/26/27 Int jamb leaf - LH	613	US10B	PVPART.1390	\$199.20
7215/26/27 Int jamb leaf - LH	625	US26	PVPART.1391	\$199.20
7215/26/27 Int jamb leaf - LH	626	US26D	PVPART.1392	\$178.40
7215/26/27 Int jamb leaf - LH	706	SP4	PVPART.1393	\$164.20
7215/26/27 Int jamb leaf - LH	691	SPI0	PVPART.1394	\$164.20
7215/26/27 Int jamb leaf - LH	689	SP28	PVPART.1395	\$164.20

HINGES & PIVOTS

PULLS & PLATES

FLUSH BOLTS & COORDINATORS

LATCHES, CATCHES & BOLTS

STOPS

EXTERIOR HARDWARE

MISCELLANEOUS

PARTS

PARTS

DESCRIPTION	BHMA FINISH	US REFERENCE	PART NUMBER	LIST
7215/26/27 and 7215F/26F/27F Intermediate pivot (continued)				
7215/26/27 Int jamb leaf - LH	695	SP313	PVPART.1396	\$164.20
7215/26/27 Int jamb leaf - LH	622	SPBLK	PVPART.1397	\$164.20
7215F/26F/27F Int door leaf - RH	632	US3	PVPART.1398	\$314.80
7215F/26F/27F Int door leaf - RH	639	US10	PVPART.1399	\$314.80
7215F/26F/27F Int door leaf - RH	629	US32	PVPART.1400	\$314.80
7215F/26F/27F Int door leaf - RH	630	US32D	PVPART.1401	\$300.00
7215F/26F/27F Int door leaf - RH	706	SP4	PVPART.1402	\$253.70
7215F/26F/27F Int door leaf - RH	691	SPI0	PVPART.1403	\$253.70
7215F/26F/27F Int door leaf - RH	689	SP28	PVPART.1404	\$253.70
7215F/26F/27F Int door leaf - RH	695	SP313	PVPART.1405	\$253.70
7215F/26F/27F Int door leaf - RH	622	SPBLK	PVPART.1406	\$253.70
7215F/26F/27F Int jamb leaf - RH	632	US3	PVPART.1407	\$314.80
7215F/26F/27F Int jamb leaf - RH	639	US10	PVPART.1408	\$314.80
7215F/26F/27F Int jamb leaf - RH	629	US32	PVPART.1409	\$314.80
7215F/26F/27F Int jamb leaf - RH	630	US32D	PVPART.1410	\$300.00
7215F/26F/27F Int jamb leaf - RH	706	SP4	PVPART.1411	\$253.70
7215F/26F/27F Int jamb leaf - RH	691	SPI0	PVPART.1412	\$253.70
7215F/26F/27F Int jamb leaf - RH	689	SP28	PVPART.1413	\$253.70
7215F/26F/27F Int jamb leaf - RH	695	SP313	PVPART.1414	\$253.70
7215F/26F/27F Int jamb leaf - RH	622	SPBLK	PVPART.1415	\$253.70
7215F/26F/27F Int door leaf - LH	632	US3	PVPART.1416	\$314.80
7215F/26F/27F Int door leaf - LH	639	US10	PVPART.1417	\$314.80
7215F/26F/27F Int door leaf - LH	629	US32	PVPART.1418	\$314.80
7215F/26F/27F Int door leaf - LH	630	US32D	PVPART.1419	\$300.00
7215F/26F/27F Int door leaf - LH	706	SP4	PVPART.1420	\$253.70
7215F/26F/27F Int door leaf - LH	691	SPI0	PVPART.1421	\$253.70
7215F/26F/27F Int door leaf - LH	689	SP28	PVPART.1422	\$253.70
7215F/26F/27F Int door leaf - LH	695	SP313	PVPART.1423	\$253.70
7215F/26F/27F Int door leaf - LH	622	SPBLK	PVPART.1424	\$253.70
7215F/26F/27F Int jamb leaf - LH	632	US3	PVPART.1425	\$314.80
7215F/26F/27F Int jamb leaf - LH	639	US10	PVPART.1426	\$314.80
7215F/26F/27F Int jamb leaf - LH	629	US32	PVPART.1427	\$314.80
7215F/26F/27F Int jamb leaf - LH	630	US32D	PVPART.1428	\$300.00
7215F/26F/27F Int jamb leaf - LH	706	SP4	PVPART.1429	\$253.70
7215F/26F/27F Int jamb leaf - LH	691	SPI0	PVPART.1430	\$253.70
7215F/26F/27F Int jamb leaf - LH	689	SP28	PVPART.1431	\$253.70
7215F/26F/27F Int jamb leaf - LH	695	SP313	PVPART.1432	\$253.70
7215F/26F/27F Int jamb leaf - LH	622	SPBLK	PVPART.1433	\$253.70
7215/26/27/30/37/44/45 Int mounting package	605, 606, 706	US3, US4, SP4	PVPART.1434	\$18.60
7215/26/27/30/37/44/45 Int mounting package	612, 691	US10, SPI0	PVPART.1435	\$18.60
7215/26/27/30/37/44/45 Int mounting package	613, 695	US10B, SP313	PVPART.1436	\$18.60
7215/26/27/30/37/44/45 Int mounting package	625, 626, 629, 630, 689	US26, US26D, US32, US32D, SP28	PVPART.1437	\$18.60
7215/26/27/30/37/44/45 Int mounting package	622	SPBLK	PVPART.1438	\$18.60

HINGES & PIVOTS
 PULLS & PLATES
 FLUSH BOLTS & COORDINATORS
 LATCHES, CATCHES & BOLTS
 STOPS
 EXTERIOR HARDWARE
 MISCELLANEOUS
 PARTS

PARTS

DESCRIPTION	BHMA FINISH	US REFERENCE	PART NUMBER	LIST
7215/26/27 and 7215F/26F/27F Intermediate pivot (continued)				
7215/26/27/30/37/44/45 Int security mounting package	-	-	PVPART.1439	\$44.50
7215/26/27/30/37/44/45 Int wood mounting package	605, 606, 706	US3, US4, SP4	PVPART.1836	\$20.40
7215/26/27/30/37/44/45 Int wood mounting package	612, 691	US10, SPI0	PVPART.1837	\$20.40
7215/26/27/30/37/44/45 Int wood mounting package	613, 695	US10B, SP313	PVPART.1838	\$20.40
7215/26/27/30/37/44/45 Int wood mounting package	625, 626, 629, 630, 689	US26, US26D, US32, US32D, SP28	PVPART.1839	\$20.40
7215/26/27/30/37/44/45 Int wood mounting package	622	SPBLK	PVPART.1840	\$20.40
7212/15/22/26/27/30/37/44/45 Cap screw	605	US3	PVPART.1032	\$29.40
7212/15/22/26/27/30/37/44/45 Cap screw	606	US4	PVPART.1033	\$29.40
7212/15/22/26/27/30/37/44/45 Cap screw	612	US10	PVPART.1034	\$29.40
7212/15/22/26/27/30/37/44/45 Cap screw	613	US10B	PVPART.1035	\$29.40
7212/15/22/26/27/30/37/44/45 Cap screw	625, 629	US26, US32	PVPART.1036	\$29.40
7212/15/22/26/27/30/37/44/45 Cap screw	626, 630	US26D, US32D	PVPART.1037	\$29.40
7212/15/22/26/27/30/37/44/45 Cap screw	706	SP4	PVPART.1038	\$29.40
7212/15/22/26/27/30/37/44/45 Cap screw	691	SPI0	PVPART.1039	\$29.40
7212/15/22/26/27/30/37/44/45 Cap screw	689	SP28	PVPART.1040	\$29.40
7212/15/22/26/27/30/37/44/45 Cap screw	695	SP313	PVPART.1041	\$29.40
7212/15/22/26/27/30/37/44/45 Cap screw	622	SPBLK	PVPART.1042	\$29.40
7215/26/27 Pivot ball	-	-	PVPART.1349	\$2.80
Pivot bushing	-	-	PVPART.1870	\$4.40
Pivot washer (package of 10)	-	-	PVPART.1352	\$9.40
Pivot retainer lock	-	-	PVPART.1353	\$11.00
7215/26/27/30/37/44/45 Int pivot bearing pin	-	-	PVPART.1847	\$18.60
7230F/37F Intermediate pivot				
7230F/37F Int door leaf - RH	632	US3	PVPART.1565	\$342.30
7230F/37F Int door leaf - RH	639	US10	PVPART.1566	\$342.30
7230F/37F Int door leaf - RH	629	US32	PVPART.1567	\$342.30
7230F/37F Int door leaf - RH	630	US32D	PVPART.1568	\$328.00
7230F/37F Int door leaf - RH	706	SP4	PVPART.1569	\$281.60
7230F/37F Int door leaf - RH	691	SPI0	PVPART.1570	\$281.60
7230F/37F Int door leaf - RH	689	SP28	PVPART.1571	\$281.60
7230F/37F Int door leaf - RH	695	SP313	PVPART.1572	\$281.60
7230F/37F Int door leaf - RH	622	SPBLK	PVPART.1573	\$281.60
7230F/37F Int jamb leaf - RH	632	US3	PVPART.1574	\$342.30
7230F/37F Int jamb leaf - RH	639	US10	PVPART.1575	\$342.30
7230F/37F Int jamb leaf - RH	629	US32	PVPART.1576	\$342.30
7230F/37F Int jamb leaf - RH	630	US32D	PVPART.1577	\$328.00
7230F/37F Int jamb leaf - RH	706	SP4	PVPART.1578	\$281.60
7230F/37F Int jamb leaf - RH	691	SPI0	PVPART.1579	\$281.60
7230F/37F Int jamb leaf - RH	689	SP28	PVPART.1580	\$281.60
7230F/37F Int jamb leaf - RH	695	SP313	PVPART.1581	\$281.60
7230F/37F Int jamb leaf - RH	622	SPBLK	PVPART.1582	\$281.60
7230F/37F Int door leaf - LH	632	US3	PVPART.1583	\$342.30
7230F/37F Int door leaf - LH	639	US10	PVPART.1584	\$342.30

PARTS

DESCRIPTION	BHMA FINISH	US REFERENCE	PART NUMBER	LIST
7230F/37F Intermediate pivot (continued)				
7230F/37F Int door leaf - LH	629	US32	PVPART.1585	\$342.30
7230F/37F Int door leaf - LH	630	US32D	PVPART.1586	\$328.00
7230F/37F Int door leaf - LH	706	SP4	PVPART.1587	\$281.60
7230F/37F Int door leaf - LH	691	SPI0	PVPART.1588	\$281.60
7230F/37F Int door leaf - LH	689	SP28	PVPART.1589	\$281.60
7230F/37F Int door leaf - LH	695	SP313	PVPART.1590	\$281.60
7230F/37F Int door leaf - LH	622	SPBLK	PVPART.1591	\$281.60
7230F/37F Int jamb leaf - LH	632	US3	PVPART.1592	\$342.30
7230F/37F Int jamb leaf - LH	639	US10	PVPART.1593	\$342.30
7230F/37F Int jamb leaf - LH	629	US32	PVPART.1594	\$342.30
7230F/37F Int jamb leaf - LH	630	US32D	PVPART.1595	\$328.00
7230F/37F Int jamb leaf - LH	706	SP4	PVPART.1596	\$281.60
7230F/37F Int jamb leaf - LH	691	SPI0	PVPART.1597	\$281.60
7230F/37F Int jamb leaf - LH	689	SP28	PVPART.1598	\$281.60
7230F/37F Int jamb leaf - LH	695	SP313	PVPART.1599	\$281.60
7230F/37F Int jamb leaf - LH	622	SPBLK	PVPART.1600	\$281.60
7215/26/27/30/37/44/45 Int mounting package	605, 706	US3, SP4	PVPART.1434	\$18.60
7215/26/27/30/37/44/45 Int mounting package	612, 691	US10, SPI0	PVPART.1435	\$18.60
7215/26/27/30/37/44/45 Int mounting package	695	SP313	PVPART.1436	\$18.60
7215/26/27/30/37/44/45 Int mounting package	629, 630, 689	US32, US32D, SP28	PVPART.1437	\$18.60
7215/26/27/30/37/44/45 Int mounting package	622	SPBLK	PVPART.1438	\$18.60
7215/26/27/30/37/44/45 Int security mounting package	-	-	PVPART.1439	\$44.50
7215/26/27/30/37/44/45 Int wood mounting package	605, 706	US3, US4	PVPART.1836	\$20.40
7215/26/27/30/37/44/45 Int wood mounting package	612, 691	US10, SPI0	PVPART.1837	\$20.40
7215/26/27/30/37/44/45 Int wood mounting package	695	SP313	PVPART.1838	\$20.40
7215/26/27/30/37/44/45 Int wood mounting package	629, 630, 689	US32, US32D, SP28	PVPART.1839	\$20.40
7215/26/27/30/37/44/45 Int wood mounting package	622	SPBLK	PVPART.1840	\$20.40
7212/15/22/26/27/30/37/44/45 Cap screw	605	US3	PVPART.1032	\$29.40
7212/15/22/26/27/30/37/44/45 Cap screw	612	US10	PVPART.1034	\$29.40
7212/15/22/26/27/30/37/44/45 Cap screw	629	US32	PVPART.1036	\$29.40
7212/15/22/26/27/30/37/44/45 Cap screw	630	US32D	PVPART.1037	\$29.40
7212/15/22/26/27/30/37/44/45 Cap screw	706	SP4	PVPART.1038	\$29.40
7212/15/22/26/27/30/37/44/45 Cap screw	691	SPI0	PVPART.1039	\$29.40
7212/15/22/26/27/30/37/44/45 Cap screw	689	SP28	PVPART.1040	\$29.40
7212/15/22/26/27/30/37/44/45 Cap screw	695	SP313	PVPART.1041	\$29.40
7212/15/22/26/27/30/37/44/45 Cap screw	622	SPBLK	PVPART.1042	\$29.40
7230/37/44/45 Intermediate pivot ball	-	-	PVPART.1607	\$2.80
Pivot bushing	-	-	PVPART.1870	\$4.40
Pivot washer (package of 10)	-	-	PVPART.1352	\$9.40
Pivot retainer lock	-	-	PVPART.1353	\$11.00
7215/26/27/30/37/44/45 Int pivot bearing pin	-	-	PVPART.1847	\$18.60
7244F/45F Intermediate pivot				
7244F/45F Int door leaf - RH	632	US3	PVPART.1655	\$371.80
7244F/45F Int door leaf - RH	639	US10	PVPART.1656	\$371.80

PARTS
MISCELLANEOUS
EXTERIOR HARDWARE
STOPS
LATCHES, CATCHES & BOLTS
FLUSH BOLTS & COORDINATORS
PULLS & PLATES
HINGES & PIVOTS

PARTS

DESCRIPTION	BHMA FINISH	US REFERENCE	PART NUMBER	LIST
7244F/45F Intermediate pivot (continued)				
7244F/45F Int door leaf - RH	629	US32	PVPART.1657	\$371.80
7244F/45F Int door leaf - RH	630	US32D	PVPART.1658	\$349.70
7244F/45F Int door leaf - RH	706	SP4	PVPART.1659	\$314.80
7244F/45F Int door leaf - RH	691	SP10	PVPART.1660	\$314.80
7244F/45F Int door leaf - RH	689	SP28	PVPART.1661	\$314.80
7244F/45F Int door leaf - RH	695	SP313	PVPART.1662	\$314.80
7244F/45F Int door leaf - RH	622	SPBLK	PVPART.1663	\$314.80
7244F/45F Int jamb leaf - RH	632	US3	PVPART.1664	\$371.80
7244F/45F Int jamb leaf - RH	639	US10	PVPART.1665	\$371.80
7244F/45F Int jamb leaf - RH	629	US32	PVPART.1666	\$371.80
7244F/45F Int jamb leaf - RH	630	US32D	PVPART.1667	\$349.70
7244F/45F Int jamb leaf - RH	706	SP4	PVPART.1668	\$314.80
7244F/45F Int jamb leaf - RH	691	SP10	PVPART.1669	\$314.80
7244F/45F Int jamb leaf - RH	689	SP28	PVPART.1670	\$314.80
7244F/45F Int jamb leaf - RH	695	SP313	PVPART.1671	\$314.80
7244F/45F Int jamb leaf - RH	622	SPBLK	PVPART.1672	\$314.80
7244F/45F Int door leaf - LH	632	US3	PVPART.1673	\$371.80
7244F/45F Int door leaf - LH	639	US10	PVPART.1674	\$371.80
7244F/45F Int door leaf - LH	629	US32	PVPART.1675	\$371.80
7244F/45F Int door leaf - LH	630	US32D	PVPART.1676	\$349.70
7244F/45F Int door leaf - LH	706	SP4	PVPART.1677	\$314.80
7244F/45F Int door leaf - LH	691	SP10	PVPART.1678	\$314.80
7244F/45F Int door leaf - LH	689	SP28	PVPART.1679	\$314.80
7244F/45F Int door leaf - LH	695	SP313	PVPART.1680	\$314.80
7244F/45F Int door leaf - LH	622	SPBLK	PVPART.1681	\$314.80
7244F/45F Int jamb leaf - LH	632	US3	PVPART.1682	\$371.80
7244F/45F Int jamb leaf - LH	639	US10	PVPART.1683	\$371.80
7244F/45F Int jamb leaf - LH	629	US32	PVPART.1684	\$371.80
7244F/45F Int jamb leaf - LH	630	US32D	PVPART.1685	\$349.70
7244F/45F Int jamb leaf - LH	706	SP4	PVPART.1686	\$314.80
7244F/45F Int jamb leaf - LH	691	SP10	PVPART.1687	\$314.80
7244F/45F Int jamb leaf - LH	689	SP28	PVPART.1688	\$314.80
7244F/45F Int jamb leaf - LH	695	SP313	PVPART.1689	\$314.80
7244F/45F Int jamb leaf - LH	622	SPBLK	PVPART.1690	\$314.80
7215/26/27/30/37/44/45 Int mounting package	605, 706	US3, SP4	PVPART.1434	\$18.60
7215/26/27/30/37/44/45 Int mounting package	612, 691	US10, SP10	PVPART.1435	\$18.60
7215/26/27/30/37/44/45 Int mounting package	695	SP313	PVPART.1436	\$18.60
7215/26/27/30/37/44/45 Int mounting package	629, 630, 689	US32, US32D, SP28	PVPART.1437	\$18.60
7215/26/27/30/37/44/45 Int mounting package	622	SPBLK	PVPART.1438	\$18.60
7215/26/27/30/37/44/45 Int security mounting package	-	-	PVPART.1439	\$44.50
7215/26/27/30/37/44/45 Int wood mounting package	605, 706	US3, SP4	PVPART.1836	\$20.40
7215/26/27/30/37/44/45 Int wood mounting package	612, 691	US10, SP10	PVPART.1837	\$20.40
7215/26/27/30/37/44/45 Int wood mounting package	695	SP313	PVPART.1838	\$20.40
7215/26/27/30/37/44/45 Int wood mounting package	629, 630, 689	US32, US32D, SP28	PVPART.1839	\$20.40

HINGES & PIVOTS

PULLS & PLATES

FLUSH BOLTS & COORDINATORS

LATCHES, CATCHES & BOLTS

STOPS

EXTERIOR HARDWARE

MISCELLANEOUS

PARTS

PARTS

DESCRIPTION	BHMA FINISH	US REFERENCE	PART NUMBER	LIST
7244F/45F Intermediate pivot (continued)				
7215/26/27/30/37/44/45 Int wood mounting package	622	SPBLK	PVPART.1840	\$20.40
7212/15/22/26/27/30/37/44/45 Cap screw	605	US3	PVPART.1032	\$29.40
7212/15/22/26/27/30/37/44/45 Cap screw	612	US10	PVPART.1034	\$29.40
7212/15/22/26/27/30/37/44/45 Cap screw	629	US32	PVPART.1036	\$29.40
7212/15/22/26/27/30/37/44/45 Cap screw	630	US32D	PVPART.1037	\$29.40
7212/15/22/26/27/30/37/44/45 Cap screw	695	SP4	PVPART.1038	\$29.40
7212/15/22/26/27/30/37/44/45 Cap screw	691	SPI0	PVPART.1039	\$29.40
7212/15/22/26/27/30/37/44/45 Cap screw	689	SP28	PVPART.1040	\$29.40
7212/15/22/26/27/30/37/44/45 Cap screw	695	SP313	PVPART.1041	\$29.40
7212/15/22/26/27/30/37/44/45 Cap screw	622	SPBLK	PVPART.1042	\$29.40
7230/37/44/45 Intermediate pivot ball	-	-	PVPART.1607	\$2.80
Pivot bushing	-	-	PVPART.1870	\$4.40
Pivot washer (package of 10)	-	-	PVPART.1352	\$9.40
Pivot retainer lock	-	-	PVPART.1353	\$11.00
7215/26/27/30/37/44/45 Int pivot bearing pin	-	-	PVPART.1847	\$18.60
7212 Bottom pivot				
7212/12V/22 Bottom door leaf - RH	605	US3	PVPART.1043	\$199.20
7212/12V/22 Bottom door leaf - RH	606	US4	PVPART.1044	\$199.20
7212/12V/22 Bottom door leaf - RH	612	US10	PVPART.1045	\$199.20
7212/12V/22 Bottom door leaf - RH	613	US10B	PVPART.1046	\$199.20
7212/12V/22 Bottom door leaf - RH	625	US26	PVPART.1047	\$199.20
7212/12V/22 Bottom door leaf - RH	626	US26D	PVPART.1048	\$171.10
7212/12V/22 Bottom door leaf - RH	706	SP4	PVPART.1049	\$130.60
7212/12V/22 Bottom door leaf - RH	691	SPI0	PVPART.1050	\$130.60
7212/12V/22 Bottom door leaf - RH	689	SP28	PVPART.1051	\$130.60
7212/12V/22 Bottom door leaf - RH	695	SP313	PVPART.1052	\$130.60
7212/12V/22 Bottom door leaf - RH	622	SPBLK	PVPART.1053	\$130.60
7212/12V Bottom jamb leaf - RH	605	US3	PVPART.1054	\$199.20
7212/12V Bottom jamb leaf - RH	606	US4	PVPART.1055	\$199.20
7212/12V Bottom jamb leaf - RH	612	US10	PVPART.1056	\$199.20
7212/12V Bottom jamb leaf - RH	613	US10B	PVPART.1057	\$199.20
7212/12V Bottom jamb leaf - RH	625	US26	PVPART.1058	\$199.20
7212/12V Bottom jamb leaf - RH	626	US26D	PVPART.1059	\$171.10
7212/12V Bottom jamb leaf - RH	706	SP4	PVPART.1060	\$130.60
7212/12V Bottom jamb leaf - RH	691	SPI0	PVPART.1061	\$130.60
7212/12V Bottom jamb leaf - RH	689	SP28	PVPART.1062	\$130.60
7212/12V Bottom jamb leaf - RH	695	SP313	PVPART.1063	\$130.60
7212/12V Bottom jamb leaf - RH	622	SPBLK	PVPART.1064	\$130.60
7212/12V/22 Bottom door leaf - LH	605	US3	PVPART.1065	\$199.20
7212/12V/22 Bottom door leaf - LH	606	US4	PVPART.1066	\$199.20
7212/12V/22 Bottom door leaf - LH	612	US10	PVPART.1067	\$199.20
7212/12V/22 Bottom door leaf - LH	613	US10B	PVPART.1068	\$199.20
7212/12V/22 Bottom door leaf - LH	625	US26	PVPART.1069	\$199.20
7212/12V/22 Bottom door leaf - LH	626	US26D	PVPART.1070	\$171.10

HINGES & PIVOTS
 PULLS & PLATES
 FLUSH BOLTS & COORDINATORS
 LATCHES, CATCHES & BOLTS
 STOPS
 EXTERIOR HARDWARE
 MISCELLANEOUS
 PARTS

PARTS

DESCRIPTION	BHMA FINISH	US REFERENCE	PART NUMBER	LIST
7212 Bottom pivot (continued)				
7212/12V/22 Bottom door leaf - LH	706	SP4	PVPART.1071	\$130.60
7212/12V/22 Bottom door leaf - LH	691	SP10	PVPART.1072	\$130.60
7212/12V/22 Bottom door leaf - LH	689	SP28	PVPART.1073	\$130.60
7212/12V/22 Bottom door leaf - LH	695	SP313	PVPART.1074	\$130.60
7212/12V/22 Bottom door leaf - LH	622	SPBLK	PVPART.1075	\$130.60
7212/12V Bottom jamb leaf - LH	605	US3	PVPART.1076	\$199.20
7212/12V Bottom jamb leaf - LH	606	US4	PVPART.1077	\$199.20
7212/12V Bottom jamb leaf - LH	612	US10	PVPART.1078	\$199.20
7212/12V Bottom jamb leaf - LH	613	US10B	PVPART.1079	\$199.20
7212/12V Bottom jamb leaf - LH	625	US26	PVPART.1080	\$199.20
7212/12V Bottom jamb leaf - LH	626	US26D	PVPART.1081	\$171.10
7212/12V Bottom jamb leaf - LH	706	SP4	PVPART.1082	\$130.60
7212/12V Bottom jamb leaf - LH	691	SP10	PVPART.1083	\$130.60
7212/12V Bottom jamb leaf - LH	689	SP28	PVPART.1084	\$130.60
7212/12V Bottom jamb leaf - LH	695	SP313	PVPART.1085	\$130.60
7212/12V Bottom jamb leaf - LH	622	SPBLK	PVPART.1086	\$130.60
7212/12V/15 Bottom mounting package	605, 606, 706	US3, US4, SP4	PVPART.1087	\$20.40
7212/12V/15 Bottom mounting package	612, 691	US10, SP10	PVPART.1088	\$20.40
7212/12V/15 Bottom mounting package	613, 695	US10B, SP313	PVPART.1089	\$20.40
7212/12V/15 Bottom mounting package	625, 626, 689	US26, US26D, SP28	PVPART.1090	\$20.40
7212/12V/15 Bottom mounting package	622	SPBLK	PVPART.1091	\$20.40
7212/12V/15 Bottom security mounting package	-	-	PVPART.1092	\$36.70
7212/12V/15/22 Bottom wood mounting package	605, 606, 706	US3, US4, SP4	PVPART.1826	\$18.60
7212/12V/15/22 Bottom wood mounting package	612, 691	US10, SP10	PVPART.1827	\$18.60
7212/12V/15/22 Bottom wood mounting package	613, 695	US10B, SP313	PVPART.1828	\$18.60
7212/12V/15/22 Bottom wood mounting package	625, 626, 689	US26, US26D, SP28	PVPART.1829	\$18.60
7212/12V/15/22 Bottom wood mounting package	622	SPBLK	PVPART.1830	\$18.60
Pivot set screw (package of 10)	-	-	PVPART.1030	\$7.20
7212/12V/22 Pivot bearing	-	-	PVPART.1031	\$7.20
7212/12V/22 Pivot bearing pin	-	-	PVPART.1093	\$7.50
7212V Bottom pivot				
7212/12V/22 Bottom door leaf - RH	605	US3	PVPART.1043	\$199.20
7212/12V/22 Bottom door leaf - RH	606	US4	PVPART.1044	\$199.20
7212/12V/22 Bottom door leaf - RH	612	US10	PVPART.1045	\$199.20
7212/12V/22 Bottom door leaf - RH	613	US10B	PVPART.1046	\$199.20
7212/12V/22 Bottom door leaf - RH	625	US26	PVPART.1047	\$199.20
7212/12V/22 Bottom door leaf - RH	626	US26D	PVPART.1048	\$171.10
7212/12V/22 Bottom door leaf - RH	706	SP4	PVPART.1049	\$130.60
7212/12V/22 Bottom door leaf - RH	691	SP10	PVPART.1050	\$130.60
7212/12V/22 Bottom door leaf - RH	689	SP28	PVPART.1051	\$130.60
7212/12V/22 Bottom door leaf - RH	695	SP313	PVPART.1052	\$130.60
7212/12V/22 Bottom door leaf - RH	622	SPBLK	PVPART.1053	\$130.60
7212/12V Bottom jamb leaf - RH	605	US3	PVPART.1054	\$199.20
7212/12V Bottom jamb leaf - RH	606	US4	PVPART.1055	\$199.20

HINGES & PIVOTS

PULLS & PLATES

FLUSH BOLTS & COORDINATORS

LATCHES, CATCHES & BOLTS

STOPS

EXTERIOR HARDWARE

MISCELLANEOUS

PARTS

PARTS

DESCRIPTION	BHMA FINISH	US REFERENCE	PART NUMBER	LIST
7212V Bottom pivot (continued)				
7212/12V Bottom jamb leaf - RH	612	US10	PVPART.1056	\$199.20
7212/12V Bottom jamb leaf - RH	613	US10B	PVPART.1057	\$199.20
7212/12V Bottom jamb leaf - RH	625	US26	PVPART.1058	\$199.20
7212/12V Bottom jamb leaf - RH	626	US26D	PVPART.1059	\$171.10
7212/12V Bottom jamb leaf - RH	706	SP4	PVPART.1060	\$130.60
7212/12V Bottom jamb leaf - RH	691	SPI0	PVPART.1061	\$130.60
7212/12V Bottom jamb leaf - RH	689	SP28	PVPART.1062	\$130.60
7212/12V Bottom jamb leaf - RH	695	SP313	PVPART.1063	\$130.60
7212/12V Bottom jamb leaf - RH	622	SPBLK	PVPART.1064	\$130.60
7212/12V/22 Bottom door leaf - LH	605	US3	PVPART.1065	\$199.20
7212/12V/22 Bottom door leaf - LH	606	US4	PVPART.1066	\$199.20
7212/12V/22 Bottom door leaf - LH	612	US10	PVPART.1067	\$199.20
7212/12V/22 Bottom door leaf - LH	613	US10B	PVPART.1068	\$199.20
7212/12V/22 Bottom door leaf - LH	625	US26	PVPART.1069	\$199.20
7212/12V/22 Bottom door leaf - LH	626	US26D	PVPART.1070	\$171.10
7212/12V/22 Bottom door leaf - LH	706	SP4	PVPART.1071	\$130.60
7212/12V/22 Bottom door leaf - LH	691	SPI0	PVPART.1072	\$130.60
7212/12V/22 Bottom door leaf - LH	689	SP28	PVPART.1073	\$130.60
7212/12V/22 Bottom door leaf - LH	695	SP313	PVPART.1074	\$130.60
7212/12V/22 Bottom door leaf - LH	622	SPBLK	PVPART.1075	\$130.60
7212/12V Bottom jamb leaf - LH	605	US3	PVPART.1076	\$199.20
7212/12V Bottom jamb leaf - LH	606	US4	PVPART.1077	\$199.20
7212/12V Bottom jamb leaf - LH	612	US10	PVPART.1078	\$199.20
7212/12V Bottom jamb leaf - LH	613	US10B	PVPART.1079	\$199.20
7212/12V Bottom jamb leaf - LH	625	US26	PVPART.1080	\$199.20
7212/12V Bottom jamb leaf - LH	626	US26D	PVPART.1081	\$171.10
7212/12V Bottom jamb leaf - LH	706	SP4	PVPART.1082	\$130.60
7212/12V Bottom jamb leaf - LH	691	SPI0	PVPART.1083	\$130.60
7212/12V Bottom jamb leaf - LH	689	SP28	PVPART.1084	\$130.60
7212/12V Bottom jamb leaf - LH	695	SP313	PVPART.1085	\$130.60
7212/12V Bottom jamb leaf - LH	622	SPBLK	PVPART.1086	\$130.60
7212/12V/15/22 Bottom mounting package	605, 606, 706	US3, US4, SP4	PVPART.1087	\$20.40
7212/12V/15/22 Bottom mounting package	612, 691	US10, SPI0	PVPART.1088	\$20.40
7212/12V/15/22 Bottom mounting package	613, 695	US10B, SP313	PVPART.1089	\$20.40
7212/12V/15/22 Bottom mounting package	625, 626, 689	US26, US26D, SP28	PVPART.1090	\$20.40
7212/12V/15/22 Bottom mounting package	622	SPBLK	PVPART.1091	\$20.40
7212/12V/15 Bottom security mounting package	-	-	PVPART.1092	\$36.70
7212/12V/15/22 Bottom wood mounting package	605, 606, 706	US3, US4, SP4	PVPART.1826	\$18.60
7212/12V/15/22 Bottom wood mounting package	612, 691	US10, SPI0	PVPART.1827	\$18.60
7212/12V/15/22 Bottom wood mounting package	613, 695	US10B, SP313	PVPART.1828	\$18.60
7212/12V/15/22 Bottom wood mounting package	625, 626, 689	US26, US26D, SP28	PVPART.1829	\$18.60
7212/12V/15/22 Bottom wood mounting package	622	SPBLK	PVPART.1830	\$18.60
Pivot set screw (package of 10)	-	-	PVPART.1030	\$7.20
7212/12V/22 Pivot bearing	-	-	PVPART.1031	\$7.20

HINGES & PIVOTS
 PULLS & PLATES
 FLUSH BOLTS & COORDINATORS
 LATCHES, CATCHES & BOLTS
 STOPS
 EXTERIOR HARDWARE
 MISCELLANEOUS
 PARTS

PARTS

DESCRIPTION	BHMA FINISH	US REFERENCE	PART NUMBER	LIST
7212V Bottom pivot (continued)				
7212/12V/22 Pivot bearing pin	-	-	PVPART.1093	\$7.50
7215 and 7215F Bottom pivot				
7215 Bottom door leaf - RH	605	US3	PVPART.1251	\$219.20
7215 Bottom door leaf - RH	606	US4	PVPART.1252	\$219.20
7215 Bottom door leaf - RH	612	US10	PVPART.1253	\$219.20
7215 Bottom door leaf - RH	613	US10B	PVPART.1254	\$219.20
7215 Bottom door leaf - RH	625	US26	PVPART.1255	\$219.20
7215 Bottom door leaf - RH	626	US26D	PVPART.1256	\$204.60
7215 Bottom door leaf - RH	706	SP4	PVPART.1257	\$222.70
7215 Bottom door leaf - RH	691	SPI0	PVPART.1258	\$222.70
7215 Bottom door leaf - RH	689	SP28	PVPART.1259	\$222.70
7215 Bottom door leaf - RH	695	SP313	PVPART.1260	\$222.70
7215 Bottom door leaf - RH	622	SPBLK	PVPART.1261	\$222.70
7215 Bottom jamb leaf - RH	605	US3	PVPART.1262	\$219.20
7215 Bottom jamb leaf - RH	606	US4	PVPART.1263	\$219.20
7215 Bottom jamb leaf - RH	612	US10	PVPART.1264	\$219.20
7215 Bottom jamb leaf - RH	613	US10B	PVPART.1265	\$219.20
7215 Bottom jamb leaf - RH	625	US26	PVPART.1266	\$219.20
7215 Bottom jamb leaf - RH	626	US26D	PVPART.1267	\$204.60
7215 Bottom jamb leaf - RH	706	SP4	PVPART.1268	\$222.70
7215 Bottom jamb leaf - RH	691	SPI0	PVPART.1269	\$222.70
7215 Bottom jamb leaf - RH	689	SP28	PVPART.1270	\$222.70
7215 Bottom jamb leaf - RH	695	SP313	PVPART.1271	\$222.70
7215 Bottom jamb leaf - RH	622	SPBLK	PVPART.1272	\$222.70
7215 Bottom door leaf - LH	605	US3	PVPART.1273	\$219.20
7215 Bottom door leaf - LH	606	US4	PVPART.1274	\$219.20
7215 Bottom door leaf - LH	612	US10	PVPART.1275	\$219.20
7215 Bottom door leaf - LH	613	US10B	PVPART.1276	\$219.20
7215 Bottom door leaf - LH	625	US26	PVPART.1277	\$219.20
7215 Bottom door leaf - LH	626	US26D	PVPART.1278	\$204.60
7215 Bottom door leaf - LH	706	SP4	PVPART.1279	\$222.70
7215 Bottom door leaf - LH	691	SPI0	PVPART.1280	\$222.70
7215 Bottom door leaf - LH	689	SP28	PVPART.1281	\$222.70
7215 Bottom door leaf - LH	695	SP313	PVPART.1282	\$222.70
7215 Bottom door leaf - LH	622	SPBLK	PVPART.1283	\$222.70
7215 Bottom jamb leaf - LH	605	US3	PVPART.1284	\$219.20
7215 Bottom jamb leaf - LH	606	US4	PVPART.1285	\$219.20
7215 Bottom jamb leaf - LH	612	US10	PVPART.1286	\$219.20
7215 Bottom jamb leaf - LH	613	US10B	PVPART.1287	\$219.20
7215 Bottom jamb leaf - LH	625	US26	PVPART.1288	\$219.20
7215 Bottom jamb leaf - LH	626	US26D	PVPART.1289	\$204.60
7215 Bottom jamb leaf - LH	706	SP4	PVPART.1290	\$222.70
7215 Bottom jamb leaf - LH	691	SPI0	PVPART.1291	\$222.70
7215 Bottom jamb leaf - LH	689	SP28	PVPART.1292	\$222.70

HINGES & PIVOTS

PULLS & PLATES

FLUSH BOLTS & COORDINATORS

LATCHES, CATCHES & BOLTS

STOPS

EXTERIOR HARDWARE

MISCELLANEOUS

PARTS

PARTS

DESCRIPTION	BHMA FINISH	US REFERENCE	PART NUMBER	LIST
7215 and 7215F Bottom pivot (continued)				
7215 Bottom jamb leaf - LH	695	SP313	PVPART.1293	\$222.70
7215 Bottom jamb leaf - LH	622	SPBLK	PVPART.1294	\$222.70
7215F Bottom door leaf - RH	632	US3	PVPART.1295	\$390.30
7215F Bottom door leaf - RH	639	US10	PVPART.1296	\$390.30
7215F Bottom door leaf - RH	629	US32	PVPART.1297	\$390.30
7215F Bottom door leaf - RH	630	US32D	PVPART.1298	\$362.70
7215F Bottom door leaf - RH	706	SP4	PVPART.1299	\$287.50
7215F Bottom door leaf - RH	691	SPI0	PVPART.1300	\$287.50
7215F Bottom door leaf - RH	689	SP28	PVPART.1301	\$287.50
7215F Bottom door leaf - RH	695	SP313	PVPART.1302	\$287.50
7215F Bottom door leaf - RH	622	SPBLK	PVPART.1303	\$287.50
7215F Bottom jamb leaf - RH	632	US3	PVPART.1304	\$390.30
7215F Bottom jamb leaf - RH	639	US10	PVPART.1305	\$390.30
7215F Bottom jamb leaf - RH	629	US32	PVPART.1306	\$390.30
7215F Bottom jamb leaf - RH	630	US32D	PVPART.1307	\$362.70
7215F Bottom jamb leaf - RH	706	SP4	PVPART.1308	\$287.50
7215F Bottom jamb leaf - RH	691	SPI0	PVPART.1309	\$287.50
7215F Bottom jamb leaf - RH	689	SP28	PVPART.1310	\$287.50
7215F Bottom jamb leaf - RH	695	SP313	PVPART.1311	\$287.50
7215F Bottom jamb leaf - RH	622	SPBLK	PVPART.1312	\$287.50
7215F Bottom door leaf - LH	632	US3	PVPART.1313	\$390.30
7215F Bottom door leaf - LH	639	US10	PVPART.1314	\$390.30
7215F Bottom door leaf - LH	629	US32	PVPART.1315	\$390.30
7215F Bottom door leaf - LH	630	US32D	PVPART.1316	\$362.70
7215F Bottom door leaf - LH	706	SP4	PVPART.1317	\$287.50
7215F Bottom door leaf - LH	691	SPI0	PVPART.1318	\$287.50
7215F Bottom door leaf - LH	689	SP28	PVPART.1319	\$287.50
7215F Bottom door leaf - LH	695	SP313	PVPART.1320	\$287.50
7215F Bottom door leaf - LH	622	SPBLK	PVPART.1321	\$287.50
7215F Bottom jamb leaf - LH	632	US3	PVPART.1322	\$390.30
7215F Bottom jamb leaf - LH	639	US10	PVPART.1323	\$390.30
7215F Bottom jamb leaf - LH	629	US32	PVPART.1324	\$390.30
7215F Bottom jamb leaf - LH	630	US32D	PVPART.1325	\$362.70
7215F Bottom jamb leaf - LH	706	SP4	PVPART.1326	\$287.50
7215F Bottom jamb leaf - LH	691	SPI0	PVPART.1327	\$287.50
7215F Bottom jamb leaf - LH	689	SP28	PVPART.1328	\$287.50
7215F Bottom jamb leaf - LH	695	SP313	PVPART.1329	\$287.50
7215F Bottom jamb leaf - LH	622	SPBLK	PVPART.1330	\$287.50
7212/12V/15/22 Bottom mounting package	605, 606, 706	US3, US4, SP4	PVPART.1087	\$20.40
7212/12V/15/22 Bottom mounting package	612, 691	US10, SPI0	PVPART.1088	\$20.40
7212/12V/15/22 Bottom mounting package	613, 695	US10B, SP313	PVPART.1089	\$20.40
7212/12V/15/22 Bottom mounting package	625, 626, 629, 630, 689	US26, US26D, US32, US32D, SP28	PVPART.1090	\$20.40
7212/12V/15/22 Bottom mounting package	622	SPBLK	PVPART.1091	\$20.40

HINGES & PIVOTS
 PULLS & PLATES
 FLUSH BOLTS & COORDINATORS
 LATCHES, CATCHES & BOLTS
 STOPS
 EXTERIOR HARDWARE
 MISCELLANEOUS
 PARTS

PARTS

DESCRIPTION	BHMA FINISH	US REFERENCE	PART NUMBER	LIST
7215 and 7215F Bottom pivot (continued)				
7212/12V/15/22 Bottom security mounting package	-	-	PVPART.1092	\$36.70
7212/12V/15/22 Bottom wood mounting package	605, 606, 706	US3, US4, SP4	PVPART.1826	\$18.60
7212/12V/15/22 Bottom wood mounting package	612, 691	US10, SPI0	PVPART.1827	\$18.60
7212/12V/15/22 Bottom wood mounting package	612, 695	US10B, SP313	PVPART.1828	\$18.60
7212/12V/15/22 Bottom wood mounting package	625, 626, 629, 630, 689	US26, US26D, US32, US32D, SP28	PVPART.1829	\$18.60
7212/12V/15/22 Bottom wood mounting package	622	SPBLK	PVPART.1830	\$18.60
7212/15/22/26/27/30/37/44/45 Cap screw	605	US3	PVPART.1032	\$29.40
7212/15/22/26/27/30/37/44/45 Cap screw	606	US4	PVPART.1033	\$29.40
7212/15/22/26/27/30/37/44/45 Cap screw	612	US10	PVPART.1034	\$29.40
7212/15/22/26/27/30/37/44/45 Cap screw	613	US10B	PVPART.1035	\$29.40
7212/15/22/26/27/30/37/44/45 Cap screw	625, 629	US26, US32	PVPART.1036	\$29.40
7212/15/22/26/27/30/37/44/45 Cap screw	626, 630	US26D, US32D	PVPART.1037	\$29.40
7212/15/22/26/27/30/37/44/45 Cap screw	706	SP4	PVPART.1038	\$29.40
7212/15/22/26/27/30/37/44/45 Cap screw	691	SPI0	PVPART.1039	\$29.40
7212/15/22/26/27/30/37/44/45 Cap screw	689	SP28	PVPART.1040	\$29.40
7212/15/22/26/27/30/37/44/45 Cap screw	695	SP313	PVPART.1041	\$29.40
7212/15/22/26/27/30/37/44/45 Cap screw	622	SPBLK	PVPART.1042	\$29.40
7215/26/27 Pivot ball	-	-	PVPART.1349	\$2.80
7215/15F Pivot pin	-	-	PVPART.1350	\$13.00
Pivot bearing shaft	-	-	PVPART.1351	\$7.50
Pivot washer (package of 10)	-	-	PVPART.1352	\$9.40
Pivot retainer lock	-	-	PVPART.1353	\$11.00
7222 Bottom pivot				
7212/12V/22 Bottom door leaf - RH	605	US3	PVPART.1043	\$199.20
7212/12V/22 Bottom door leaf - RH	606	US4	PVPART.1044	\$199.20
7212/12V/22 Bottom door leaf - RH	612	US10	PVPART.1045	\$199.20
7212/12V/22 Bottom door leaf - RH	613	US10B	PVPART.1046	\$199.20
7212/12V/22 Bottom door leaf - RH	625, 629	US26	PVPART.1047	\$199.20
7212/12V/22 Bottom door leaf - RH	626, 630	US26D	PVPART.1048	\$171.10
7212/12V/22 Bottom door leaf - RH	706	SP4	PVPART.1049	\$130.60
7212/12V/22 Bottom door leaf - RH	691	SPI0	PVPART.1050	\$130.60
7212/12V/22 Bottom door leaf - RH	689	SP28	PVPART.1051	\$130.60
7212/12V/22 Bottom door leaf - RH	695	SP313	PVPART.1052	\$130.60
7212/12V/22 Bottom door leaf - RH	622	SPBLK	PVPART.1053	\$130.60
7212/12V/22 Bottom door leaf - LH	605	US3	PVPART.1065	\$199.20
7212/12V/22 Bottom door leaf - LH	606	US4	PVPART.1066	\$199.20
7212/12V/22 Bottom door leaf - LH	612	US10	PVPART.1067	\$199.20
7212/12V/22 Bottom door leaf - LH	613	US10B	PVPART.1068	\$199.20
7212/12V/22 Bottom door leaf - LH	625, 629	US26	PVPART.1069	\$199.20
7212/12V/22 Bottom door leaf - LH	626, 630	US26D	PVPART.1070	\$171.10
7212/12V/22 Bottom door leaf - LH	706	SP4	PVPART.1071	\$130.60
7212/12V/22 Bottom door leaf - LH	691	SPI0	PVPART.1072	\$130.60
7212/12V/22 Bottom door leaf - LH	689	SP28	PVPART.1073	\$130.60

PARTS

DESCRIPTION	BHMA FINISH	US REFERENCE	PART NUMBER	LIST
7222 Bottom pivot (continued)				
7212/12V/22 Bottom door leaf - LH	695	SP313	PVPART.1074	\$130.60
7212/12V/22 Bottom door leaf - LH	622	SPBLK	PVPART.1075	\$130.60
7222 Bottom cone package	605	US3	PVPART.1440	\$184.20
7222 Bottom cone package	606	US4	PVPART.1441	\$184.20
7222 Bottom cone package	612	US10	PVPART.1442	\$184.20
7222 Bottom cone package	613	US10B	PVPART.1443	\$184.20
7222 Bottom cone package	625, 629	US26	PVPART.1444	\$184.20
7222 Bottom cone package	626, 630	US26D	PVPART.1445	\$158.40
7222 Bottom cone package	706	SP4	PVPART.1446	\$112.20
7222 Bottom cone package	691	SPI0	PVPART.1447	\$112.20
7222 Bottom cone package	689	SP28	PVPART.1448	\$112.20
7222 Bottom cone package	695	SP313	PVPART.1449	\$112.20
7222 Bottom cone package	622	SPBLK	PVPART.1450	\$112.20
7222 Bottom mounting package	-	-	PVPART.1451	\$32.90
7222 Security mounting package	-	-	PVPART.1452	\$18.60
Pivot set screw (package of 10)	-	-	PVPART.1030	\$7.20
7212/12V/22 Pivot bearing	-	-	PVPART.1031	\$7.20
7212/12V/22 Pivot bearing pin	-	-	PVPART.1093	\$7.50
7226 and 7226F Bottom pivot				
7226/26F/27/27F Bottom door leaf	-	-	PVPART.1334	\$202.10
7226 Bottom base package	605	US3	PVPART.1453	\$208.10
7226 Bottom base package	606	US4	PVPART.1454	\$208.10
7226 Bottom base package	612	US10	PVPART.1455	\$208.10
7226 Bottom base package	613	US10B	PVPART.1456	\$208.10
7226 Bottom base package	625	US26	PVPART.1457	\$208.10
7226 Bottom base package	626	US26D	PVPART.1458	\$191.40
7226 Bottom base package	706	SP4	PVPART.1459	\$171.10
7226 Bottom base package	691	SPI0	PVPART.1460	\$171.10
7226 Bottom base package	689	SP28	PVPART.1461	\$171.10
7226 Bottom base package	695	SP313	PVPART.1462	\$171.10
7226 Bottom base package	622	SPBLK	PVPART.1463	\$171.10
7226F/44F Bottom base package	632	US3	PVPART.1640	\$410.70
7226F/44F Bottom base package	639	US10	PVPART.1641	\$410.70
7226F/44F Bottom base package	629	US32	PVPART.1642	\$410.70
7226F/44F Bottom base package	630	US32D	PVPART.1643	\$394.20
7226F/44F Bottom base package	706	SP4	PVPART.1644	\$349.70
7226F/44F Bottom base package	691	SPI0	PVPART.1645	\$349.70
7226F/44F Bottom base package	689	SP28	PVPART.1646	\$349.70
7226F/44F Bottom base package	695	SP313	PVPART.1647	\$349.70
7226F/44F Bottom base package	622	SPBLK	PVPART.1648	\$349.70
7226/26F Bottom mounting package	605/632, 606/633, 706	US3, US4, SP4	PVPART.1464	\$56.90
7226/26F Bottom mounting package	612/639, 691	US10, SPI0	PVPART.1465	\$56.90
7226/26F Bottom mounting package	613/640, 695	US10B, SP313	PVPART.1466	\$56.90

HINGES & PIVOTS
 PULLS & PLATES
 FLUSH BOLTS & COORDINATORS
 LATCHES, CATCHES & BOLTS
 STOPS
 EXTERIOR HARDWARE
 MISCELLANEOUS
 PARTS

PARTS

DESCRIPTION	BHMA FINISH	US REFERENCE	PART NUMBER	LIST
7226 and 7226F Bottom pivot (continued)				
7226/26F Bottom mounting package	625, 626, 689	US26, US26D, SP28	PVPART.1467	\$56.90
7226/26F Bottom mounting package	622	SPBLK	PVPART.1468	\$56.90
7226/26F Security mounting package	-	-	PVPART.1469	\$44.50
7226/27/30F/37F/44F/45F Cover	605/632	US3	PVPART.1470	\$70.70
7226/27/30F/37F/44F/45F Cover	606/633	US4	PVPART.1471	\$70.70
7226/27/30F/37F/44F/45F Cover	612/639	US10	PVPART.1472	\$70.70
7226/27/30F/37F/44F/45F Cover	613/640	US10B	PVPART.1473	\$70.70
7226/27/30F/37F/44F/45F Cover	625/651, 629	US26, US32	PVPART.1474	\$70.70
7226/27/30F/37F/44F/45F Cover	626/652, 630	US26D, US32D	PVPART.1476	\$70.70
7226/27/30F/37F/44F/45F Cover	706	SP4	PVPART.1478	\$70.70
7226/27/30F/37F/44F/45F Cover	691	SPI0	PVPART.1479	\$70.70
7226/27/30F/37F/44F/45F Cover	689	SP28	PVPART.1480	\$70.70
7226/27/30F/37F/44F/45F Cover	695	SP313	PVPART.1481	\$70.70
7226/27/30F/37F/44F/45F Cover	622	SPBLK	PVPART.1482	\$70.70
7226/27/30F/37F/44F/45F Cover screw	605/632	US3	PVPART.1483	\$12.40
7226/27/30F/37F/44F/45F Cover screw	606/633, 706	US4, SP4	PVPART.1484	\$12.40
7226/27/30F/37F/44F/45F Cover screw	612/639, 691	US10, SPI0	PVPART.1485	\$12.40
7226/27/30F/37F/44F/45F Cover screw	613/640, 695	US10B, SP313	PVPART.1486	\$12.40
7226/27/30F/37F/44F/45F Cover screw	625/651, 629	US26, US32	PVPART.1487	\$12.40
7226/27/30F/37F/44F/45F Cover screw	626/652, 630, 689	US26D, US32D, SP28	PVPART.1488	\$12.40
7226/27/30F/37F/44F/45F Cover screw	622	SPBLK	PVPART.1495	\$12.40
7226/27/37/44/45 Bottom pivot bearing pin	-	-	PVPART.1849	\$19.50
Pivot set screw (package of 10)	-	-	PVPART.1030	\$7.20
7227 and 7227F Bottom pivot				
7226/26F/27/27F Bottom door leaf	-	-	PVPART.1334	\$202.10
7227/27F/45F Base package	-	-	PVPART.1497	\$676.00
7227/37/45/56/59 Finish plate package	605	US3	PVPART.1498	\$147.20
7227/37/45/56/59 Finish plate package	606	US4	PVPART.1499	\$147.20
7227/37/45/56/59 Finish plate package	612	US10	PVPART.1500	\$147.20
7227/37/45/56/59 Finish plate package	613	US10B	PVPART.1501	\$147.20
7227/37/45/56/59 Finish plate package	625, 629	US26, US32	PVPART.1502	\$147.20
7227/37/45/56/59 Finish plate package	626, 630	US26D, US32D	PVPART.1503	\$134.20
7227/37/45/56/59 Finish plate package	706	SP4	PVPART.1506	\$123.30
7227/37/45/56/59 Finish plate package	691	SPI0	PVPART.1507	\$123.30
7227/37/45/56/59 Finish plate package	689	SP28	PVPART.1508	\$123.30
7227/37/45/56/59 Finish plate package	695	SP313	PVPART.1509	\$123.30
7227/37/45/56/59 Finish plate package	622	SPBLK	PVPART.1510	\$123.30
7227/7237F Bottom mounting package	605/632, 606/633, 706	US3, US4, SP4	PVPART.1511	\$56.90
7227/7237F Bottom mounting package	612/639, 691	US10, SPI0	PVPART.1512	\$56.90
7227/7237F Bottom mounting package	613/640, 695	US10B, SP313	PVPART.1513	\$56.90
7227/7237F Bottom mounting package	-	-	PVPART.1514	\$56.90
7227/7237F Bottom mounting package	622	SPBLK	PVPART.1515	\$56.90

HINGES & PIVOTS

PULLS & PLATES

FLUSH BOLTS & COORDINATORS

LATCHES, CATCHES & BOLTS

STOPS

EXTERIOR HARDWARE

MISCELLANEOUS

PARTS

PARTS

DESCRIPTION	BHMA FINISH	US REFERENCE	PART NUMBER	LIST
7227 and 7227F Bottom pivot (continued)				
7227/7237F Bottom security mounting package	-	-	PVPART.1516	\$58.90
7226/27/30F/37F/44F/45F Cover	605/632	US3	PVPART.1470	\$70.70
7226/27/30F/37F/44F/45F Cover	606/633	US4	PVPART.1471	\$70.70
7226/27/30F/37F/44F/45F Cover	612/639	US10	PVPART.1472	\$70.70
7226/27/30F/37F/44F/45F Cover	613/640	US10B	PVPART.1473	\$70.70
7226/27/30F/37F/44F/45F Cover	625/651, 629	US26, US32	PVPART.1474	\$70.70
7226/27/30F/37F/44F/45F Cover	626/652, 630	US26D, US32D	PVPART.1476	\$70.70
7226/27/30F/37F/44F/45F Cover	706	SP4	PVPART.1478	\$70.70
7226/27/30F/37F/44F/45F Cover	691	SP10	PVPART.1479	\$70.70
7226/27/30F/37F/44F/45F Cover	689	SP28	PVPART.1480	\$70.70
7226/27/30F/37F/44F/45F Cover	695	SP313	PVPART.1481	\$70.70
7226/27/30F/37F/44F/45F Cover	622	SPBLK	PVPART.1482	\$70.70
7226/27/30F/37F/44F/45F Cover screw	605/632	US3	PVPART.1483	\$12.40
7226/27/30F/37F/44F/45F Cover screw	606/633, 706	US4, SP4	PVPART.1484	\$12.40
7226/27/30F/37F/44F/45F Cover screw	612/639, 691	US10, SP10	PVPART.1485	\$12.40
7226/27/30F/37F/44F/45F Cover screw	613/640, 694	US10B, SP313	PVPART.1486	\$12.40
7226/27/30F/37F/44F/45F Cover screw	625/651, 629	US26, US32	PVPART.1487	\$12.40
7226/27/30F/37F/44F/45F Cover screw	626/652, 630, 689	US26D, US32D, SP28	PVPART.1488	\$12.40
7226/27/30F/37F/44F/45F Cover screw	622	SPBLK	PVPART.1495	\$12.40
7227/37/45/56/59 Finish plate screw (package of 10)	-	-	PVPART.1335	\$2.80
7226/27/37/44/45 Bottom pivot bearing pin	-	-	PVPART.1849	\$19.50
Pivot set screw (package of 10)	-	-	PVPART.1030	\$7.20
7230F Bottom pivot				
7230F/37F Bottom door leaf	-	-	PVPART.1545	\$224.60
7230F Bottom base package	632	US3	PVPART.1546	\$410.70
7230F Bottom base package	639	US10	PVPART.1547	\$410.70
7230F Bottom base package	629	US32	PVPART.1548	\$410.70
7230F Bottom base package	630	US32D	PVPART.1549	\$394.20
7230F Bottom base package	706	SP4	PVPART.1550	\$349.70
7230F Bottom base package	691	SP10	PVPART.1551	\$349.70
7230F Bottom base package	689	SP28	PVPART.1552	\$349.70
7230F Bottom base package	695	SP313	PVPART.1553	\$349.70
7230F Bottom base package	622	SPBLK	PVPART.1554	\$349.70
7230F Bottom mounting package	632, 706	US3, SP4	PVPART.1555	\$60.90
7230F Bottom mounting package	639, 691	US10, SP10	PVPART.1556	\$60.90
7230F Bottom mounting package	629, 630, 689	US32, US32D, SP28	PVPART.1557	\$60.90
7230F Bottom mounting package	695	SP313	PVPART.1562	\$60.90
7230F Bottom mounting package	622	SPBLK	PVPART.1563	\$60.90
7230F Bottom security mounting package	-	-	PVPART.1564	\$53.60
7226/27/30F/37F/44F/45F Cover	605/632	US3	PVPART.1470	\$70.70
7226/27/30F/37F/44F/45F Cover	612/639	US10	PVPART.1472	\$70.70
7226/27/30F/37F/44F/45F Cover	629	US32	PVPART.1474	\$70.70
7226/27/30F/37F/44F/45F Cover	630	US32D	PVPART.1476	\$70.70

HINGES & PIVOTS
 PULLS & PLATES
 FLUSH BOLTS & COORDINATORS
 LATCHES, CATCHES & BOLTS
 STOPS
 EXTERIOR HARDWARE
 MISCELLANEOUS
 PARTS

PARTS

DESCRIPTION	BHMA FINISH	US REFERENCE	PART NUMBER	LIST
7230F Bottom pivot (continued)				
7226/27/30F/37F/44F/45F Cover	706	SP4	PVPART.1478	\$70.70
7226/27/30F/37F/44F/45F Cover	691	SPI0	PVPART.1479	\$70.70
7226/27/30F/37F/44F/45F Cover	689	SP28	PVPART.1480	\$70.70
7226/27/30F/37F/44F/45F Cover	695	SP313	PVPART.1481	\$70.70
7226/27/30F/37F/44F/45F Cover	622	SPBLK	PVPART.1482	\$70.70
7226/27/30F/37F/44F/45F Cover screw	605/632	US3	PVPART.1483	\$12.40
7226/27/30F/37F/44F/45F Cover screw	706	SP4	PVPART.1484	\$12.40
7226/27/30F/37F/44F/45F Cover screw	612/639	US10, SPI0	PVPART.1485	\$12.40
7226/27/30F/37F/44F/45F Cover screw	695	SP313	PVPART.1486	\$12.40
7226/27/30F/37F/44F/45F Cover screw	620	US32	PVPART.1487	\$12.40
7226/27/30F/37F/44F/45F Cover screw	630, 689	US32D, SP28	PVPART.1488	\$12.40
7226/27/30F/37F/44F/45F Cover screw	622	SPBLK	PVPART.1495	\$12.40
7230F Pivot bearing pin	-	-	PVPART.1850	\$19.50
Pivot set screw (package of 10)	-	-	PVPART.1030	\$7.20
7237F Bottom pivot				
7230F/37F Bottom door leaf	-	-	PVPART.1545	\$224.60
7237F Bottom base package	-	-	PVPART.1608	\$676.00
7227/37/45/56/59 Finish plate package	605	US3	PVPART.1498	\$147.20
7227/37/45/56/59 Finish plate package	612	US10	PVPART.1500	\$147.20
7227/37/45/56/59 Finish plate package	629	US32	PVPART.1502	\$147.20
7227/37/45/56/59 Finish plate package	630	US32D	PVPART.1503	\$134.20
7227/37/45/56/59 Finish plate package	706	SP4	PVPART.1506	\$123.30
7227/37/45/56/59 Finish plate package	691	SPI0	PVPART.1507	\$123.30
7227/37/45/56/59 Finish plate package	689	SP28	PVPART.1508	\$123.30
7227/37/45/56/59 Finish plate package	695	SP313	PVPART.1509	\$123.30
7227/37/45/56/59 Finish plate package	622	SPBLK	PVPART.1510	\$123.30
7227/7237F Bottom mounting package	605/632	US3, SP4	PVPART.1511	\$56.90
7227/7237F Bottom mounting package	612/639, 691	US10, SPI0	PVPART.1512	\$56.90
7227/7237F Bottom mounting package	695	SP313	PVPART.1513	\$56.90
7227/7237F Bottom mounting package	629, 630, 689	US32, US32D, SP28	PVPART.1514	\$56.90
7227/7237F Bottom mounting package	622	SPBLK	PVPART.1515	\$56.90
7227/7237F Bottom security mounting package	-	-	PVPART.1516	\$58.90
7226/27/30F/37F/44F/45F Cover	605/632	US3	PVPART.1470	\$70.70
7226/27/30F/37F/44F/45F Cover	612/639	US10	PVPART.1472	\$70.70
7226/27/30F/37F/44F/45F Cover	629	US32	PVPART.1474	\$70.70
7226/27/30F/37F/44F/45F Cover	630	US32D	PVPART.1476	\$70.70
7226/27/30F/37F/44F/45F Cover	706	SP4	PVPART.1478	\$70.70
7226/27/30F/37F/44F/45F Cover	691	SPI0	PVPART.1479	\$70.70
7226/27/30F/37F/44F/45F Cover	689	SP28	PVPART.1480	\$70.70
7226/27/30F/37F/44F/45F Cover	695	SP313	PVPART.1481	\$70.70
7226/27/30F/37F/44F/45F Cover	622	SPBLK	PVPART.1482	\$70.70
7226/27/30F/37F/44F/45F Cover screw	605/632	US3	PVPART.1483	\$12.40
7226/27/30F/37F/44F/45F Cover screw	706	SP4	PVPART.1484	\$12.40
7226/27/30F/37F/44F/45F Cover screw	612/639, 691	US10, SPI0	PVPART.1485	\$12.40

HINGES & PIVOTS

PULLS & PLATES

FLUSH BOLTS & COORDINATORS

LATCHES, CATCHES & BOLTS

STOPS

EXTERIOR HARDWARE

MISCELLANEOUS

PARTS

PARTS

DESCRIPTION	BHMA FINISH	US REFERENCE	PART NUMBER	LIST
7237F Bottom pivot (continued)				
7226/27/30F/37F/44F/45F Cover screw	695	SP313	PVPART.1486	\$12.40
7226/27/30F/37F/44F/45F Cover screw	629	US32	PVPART.1487	\$12.40
7226/27/30F/37F/44F/45F Cover screw	630, 689	US32D, SP28	PVPART.1488	\$12.40
7226/27/30F/37F/44F/45F Cover screw	622	SPBLK	PVPART.1495	\$12.40
7227/37/45/56/59 Finish plate screw (package of 10)	-	-	PVPART.1335	\$2.80
7226/27/37/44/45 Bottom pivot bearing pin	-	-	PVPART.1849	\$19.50
Pivot set screw (package of 10)	-	-	PVPART.1030	\$7.20
7244F Bottom pivot				
7244F/45F Bottom door leaf	-	-	PVPART.1639	\$224.60
7226/26F/44F Bottom base package	605/632	US3	PVPART.1640	\$410.70
7226/26F/44F Bottom base package	612/639	US10	PVPART.1641	\$410.70
7226/26F/44F Bottom base package	629	US32	PVPART.1642	\$410.70
7226/26F/44F Bottom base package	630	US32D	PVPART.1643	\$394.20
7226/26F/44F Bottom base package	706	SP4	PVPART.1644	\$349.70
7226/26F/44F Bottom base package	691	SPI0	PVPART.1645	\$349.70
7226/26F/44F Bottom base package	689	SP28	PVPART.1646	\$349.70
7226/26F/44F Bottom base package	695	SP313	PVPART.1647	\$349.70
7226/26F/44F Bottom base package	622	SPBLK	PVPART.1648	\$349.70
7244F/7245F Bottom mounting package	632, 706	US3, SP4	PVPART.1649	\$56.90
7244F/7245F Bottom mounting package	639, 691	US10, SPI0	PVPART.1650	\$56.90
7244F/7245F Bottom mounting package	629, 630, 689	US32, US32D, SP28	PVPART.1651	\$56.90
7244F/7245F Bottom mounting package	695	SP313	PVPART.1652	\$54.80
7244F/7245F Bottom mounting package	622	SPBLK	PVPART.1653	\$54.80
7244F/45F Bottom security mounting package	-	-	PVPART.1654	\$47.60
7226/27/30F/37F/44F/45F Cover	605/632	US3	PVPART.1470	\$70.70
7226/27/30F/37F/44F/45F Cover	612/639	US10	PVPART.1472	\$70.70
7226/27/30F/37F/44F/45F Cover	629	US32	PVPART.1474	\$70.70
7226/27/30F/37F/44F/45F Cover	630	US32D	PVPART.1476	\$70.70
7226/27/30F/37F/44F/45F Cover	706	SP4	PVPART.1478	\$70.70
7226/27/30F/37F/44F/45F Cover	691	SPI0	PVPART.1479	\$70.70
7226/27/30F/37F/44F/45F Cover	689	SP28	PVPART.1480	\$70.70
7226/27/30F/37F/44F/45F Cover	695	SP313	PVPART.1481	\$70.70
7226/27/30F/37F/44F/45F Cover	622	SPBLK	PVPART.1482	\$70.70
7226/27/30F/37F/44F/45F Cover screw	605/632	US3	PVPART.1483	\$12.40
7226/27/30F/37F/44F/45F Cover screw	706	SP4	PVPART.1484	\$12.40
7226/27/30F/37F/44F/45F Cover screw	612/639, 691	US10, SPI0	PVPART.1485	\$12.40
7226/27/30F/37F/44F/45F Cover screw	695	SP313	PVPART.1486	\$12.40
7226/27/30F/37F/44F/45F Cover screw	620	US32	PVPART.1487	\$12.40
7226/27/30F/37F/44F/45F Cover screw	630, 689	US32D, SP28	PVPART.1488	\$12.40
7226/27/30F/37F/44F/45F Cover screw	622	SPBLK	PVPART.1495	\$12.40
7226/27/37/44/45 Bottom pivot bearing pin	-	-	PVPART.1849	\$19.50
Pivot set screw (package of 10)	-	-	PVPART.1030	\$7.20
7245F Bottom pivot				
7244F/45F Bottom door leaf	-	-	PVPART.1639	\$224.60

PARTS
MISCELLANEOUS
EXTERIOR HARDWARE
STOPS
LATCHES, CATCHES & BOLTS
FLUSH BOLTS & COORDINATORS
PULLS & PLATES
HINGES & PIVOTS

PARTS

DESCRIPTION	BHMA FINISH	US REFERENCE	PART NUMBER	LIST
7245F Bottom pivot (continued)				
72/27/27F/45F Bottom base package	-	-	PVPART.1497	\$147.20
7227/37/45/56/59 Finish plate package	605	US3	PVPART.1498	\$147.20
7227/37/45/56/59 Finish plate package	612	US10	PVPART.1500	\$147.20
7227/37/45/56/59 Finish plate package	629	US32	PVPART.1502	\$147.20
7227/37/45/56/59 Finish plate package	630	US32D	PVPART.1503	\$134.20
7227/37/45/56/59 Finish plate package	706	SP4	PVPART.1506	\$123.30
7227/37/45/56/59 Finish plate package	691	SP10	PVPART.1507	\$123.30
7227/37/45/56/59 Finish plate package	689	SP28	PVPART.1508	\$123.30
7227/37/45/56/59 Finish plate package	695	SP313	PVPART.1509	\$123.30
7227/37/45/56/59 Finish plate package	622	SPBLK	PVPART.1510	\$123.30
7244F/45F Bottom mounting package	632, 706	US3, SP4	PVPART.1649	\$56.90
7244F/45F Bottom mounting package	639, 691	US10, SP10	PVPART.1650	\$56.90
7244F/45F Bottom mounting package	629, 630, 689	US32, US32D, SP28	PVPART.1651	\$56.90
7244F/45F Bottom mounting package	695	SP313	PVPART.1652	\$54.80
7244F/45F Bottom mounting package	622	SPBLK	PVPART.1653	\$54.80
7245F Bottom security mounting package	-	-	PVPART.1654	\$47.60
7226/27/30F/37F/44F/45F Cover	605/632	US3	PVPART.1470	\$70.70
7226/27/30F/37F/44F/45F Cover	612/639	US10	PVPART.1472	\$70.70
7226/27/30F/37F/44F/45F Cover	629	US32	PVPART.1474	\$70.70
7226/27/30F/37F/44F/45F Cover	630	US32D	PVPART.1476	\$70.70
7226/27/30F/37F/44F/45F Cover	706	SP4	PVPART.1478	\$70.70
7226/27/30F/37F/44F/45F Cover	691	SP10	PVPART.1479	\$70.70
7226/27/30F/37F/44F/45F Cover	689	SP28	PVPART.1480	\$70.70
7226/27/30F/37F/44F/45F Cover	695	SP313	PVPART.1481	\$70.70
7226/27/30F/37F/44F/45F Cover	622	SPBLK	PVPART.1482	\$70.70
7226/27/30F/37F/44F/45F Cover screw	605/632	US3	PVPART.1483	\$12.40
7226/27/30F/37F/44F/45F Cover screw	706	SP4	PVPART.1484	\$12.40
7226/27/30F/37F/44F/45F Cover screw	612/639, 691	US10, SP10	PVPART.1485	\$12.40
7226/27/30F/37F/44F/45F Cover screw	695	SP313	PVPART.1486	\$12.40
7226/27/30F/37F/44F/45F Cover screw	629	US32	PVPART.1487	\$12.40
7226/27/30F/37F/44F/45F Cover screw	630, 689	US32D, SP28	PVPART.1488	\$12.40
7226/27/30F/37F/44F/45F Cover screw	622	SPBLK	PVPART.1495	\$12.40
7227/37/45/56/59 Finish plate screw (package of 10)	-	-	PVPART.1335	\$2.80
7226/27/37/44/45 Bottom pivot bearing pin	-	-	PVPART.1849	\$19.50
Pivot set screw (package of 10)	-	-	PVPART.1030	\$7.20
7253 Bottom pivot				
7253 Bottom door leaf	-	-	PVPART.1735	\$224.60
7253 Bottom base	605	US3	PVPART.1736	\$90.50
7253 Bottom base	606	US4	PVPART.1737	\$90.50
7253 Bottom base	612	US10	PVPART.1738	\$90.50
7253 Bottom base	613	US10B	PVPART.1739	\$90.50
7253 Bottom base	625	US26	PVPART.1740	\$90.50
7253 Bottom base	626	US26D	PVPART.1741	\$90.50
7253 Bottom base	706	SP4	PVPART.1742	\$78.90

PARTS

HINGES & PIVOTS

PULLS & PLATES

FLUSH BOLTS & COORDINATORS

LATCHES, CATCHES & BOLTS

STOPS

EXTERIOR HARDWARE

MISCELLANEOUS

PARTS

DESCRIPTION	BHMA FINISH	US REFERENCE	PART NUMBER	LIST
7253 Bottom pivot (continued)				
7253 Bottom base	691	SP10	PVPART.1743	\$78.90
7253 Bottom base	689	SP28	PVPART.1744	\$78.90
7253 Bottom base	695	SP313	PVPART.1745	\$78.90
7253 Bottom base	622	SPBLK	PVPART.1746	\$78.90
7253 Bearing	-	-	PVPART.1704	\$29.40
7253 Bottom mounting package	-	-	PVPART.1747	\$68.00
7253 Bottom security mounting package	-	-	PVPART.1748	\$13.00
7255 Bottom pivot				
7255/55J Bottom door leaf	-	-	PVPART.1749	\$169.30
7255 Bottom base	605	US3	PVPART.1750	\$149.00
7255 Bottom base	606	US4	PVPART.1751	\$149.00
7255 Bottom base	612	US10	PVPART.1752	\$149.00
7255 Bottom base	613	US10B	PVPART.1753	\$149.00
7255 Bottom base	625	US26	PVPART.1754	\$149.00
7255 Bottom base	626	US26D	PVPART.1755	\$149.00
7255 Bottom base	706	SP4	PVPART.1756	\$142.00
7255 Bottom base	691	SP10	PVPART.1757	\$142.00
7255 Bottom base	689	SP28	PVPART.1758	\$142.00
7255 Bottom base	695	SP313	PVPART.1759	\$142.00
7255 Bottom base	622	SPBLK	PVPART.1760	\$142.00
7255 Bottom mounting package	605, 606, 706	US3, US4, SP4	PVPART.1761	\$27.60
7255 Bottom mounting package	612, 691	US10, SP10	PVPART.1762	\$27.60
7255 Bottom mounting package	613, 695	US10B, SP313	PVPART.1763	\$27.60
7255 Bottom mounting package	625, 626, 689	US26, US26D, SP28	PVPART.1764	\$27.60
7255 Bottom mounting package	622	SPBLK	PVPART.1765	\$27.60
7255 Bottom security mounting package	-	-	PVPART.1766	\$31.30
7255J Bottom pivot				
7255/55J Bottom door leaf	-	-	PVPART.1749	\$169.30
7255J Bottom base	605	US3	PVPART.1767	\$149.00
7255J Bottom base	606	US4	PVPART.1768	\$149.00
7255J Bottom base	612	US10	PVPART.1769	\$149.00
7255J Bottom base	613	US10B	PVPART.1770	\$149.00
7255J Bottom base	625	US26	PVPART.1771	\$149.00
7255J Bottom base	626	US26D	PVPART.1772	\$149.00
7255J Bottom base	706	SP4	PVPART.1773	\$142.00
7255J Bottom base	691	SP10	PVPART.1774	\$142.00
7255J Bottom base	689	SP28	PVPART.1775	\$142.00
7255J Bottom base	695	SP313	PVPART.1776	\$142.00
7255J Bottom base	622	SPBLK	PVPART.1777	\$142.00
7255J Bottom mounting package	605, 606, 706	US3, US4, SP4	PVPART.1778	\$18.60
7255J Bottom mounting package	612, 691	US10, SP10	PVPART.1779	\$18.60
7255J Bottom mounting package	613, 695	US10B, SP313	PVPART.1780	\$18.60
7255J Bottom mounting package	625, 626, 689	US26, US26D, SP28	PVPART.1781	\$18.60
7255J Bottom mounting package	622	SPBLK	PVPART.1782	\$18.60

PARTS

DESCRIPTION	BHMA FINISH	US REFERENCE	PART NUMBER	LIST
7255J Bottom pivot (continued)				
7255J Bottom security mounting package	-	-	PVPART.1783	\$27.60
7255J Bottom wood mounting package	605, 606, 706	US3, US4, SP4	PVPART.1864	\$13.00
7255J Bottom wood mounting package	612, 691	US10, SP10	PVPART.1865	\$13.00
7255J Bottom wood mounting package	613, 695	US10B, SP313	PVPART.1866	\$13.00
7255J Bottom wood mounting package	625, 626, 689	US26, US26D, SP28	PVPART.1867	\$13.00
7255J Bottom wood mounting package	622	SPBLK	PVPART.1868	\$13.00
7256 Bottom pivot				
7256 Bottom door leaf	-	-	PVPART.1784	\$169.30
7256 Bottom base package	-	-	PVPART.1785	\$620.40
7227/37/45/56/59 Finish plate package	605	US3	PVPART.1498	\$147.20
7227/37/45/56/59 Finish plate package	606	US4	PVPART.1499	\$147.20
7227/37/45/56/59 Finish plate package	612	US10	PVPART.1500	\$147.20
7227/37/45/56/59 Finish plate package	613	US10B	PVPART.1501	\$147.20
7227/37/45/56/59 Finish plate package	625	US26	PVPART.1502	\$147.20
7227/37/45/56/59 Finish plate package	626	US26D	PVPART.1503	\$134.20
7227/37/45/56/59 Finish plate package	706	SP4	PVPART.1506	\$123.30
7227/37/45/56/59 Finish plate package	691	SP10	PVPART.1507	\$123.30
7227/37/45/56/59 Finish plate package	689	SP28	PVPART.1508	\$123.30
7227/37/45/56/59 Finish plate package	695	SP313	PVPART.1509	\$123.30
7227/37/45/56/59 Finish plate package	622	SPBLK	PVPART.1510	\$123.30
7256 Bottom mounting package	-	-	PVPART.1786	\$13.00
7256 Bottom security mounting package	-	-	PVPART.1787	\$18.60
7227/37/45/56/59 Finish plate screw (package of 10)	-	-	PVPART.1335	\$2.80
7259 Bottom pivot				
7259 Bottom door leaf	-	-	PVPART.1817	\$339.10
7259 Bottom base kit	-	-	PVPART.1818	\$902.10
7227/37/45/56/59 Finish plate package	605	US3	PVPART.1498	\$147.20
7227/37/45/56/59 Finish plate package	606	US4	PVPART.1499	\$147.20
7227/37/45/56/59 Finish plate package	612	US10	PVPART.1500	\$147.20
7227/37/45/56/59 Finish plate package	613	US10B	PVPART.1501	\$147.20
7227/37/45/56/59 Finish plate package	625	US26	PVPART.1502	\$147.20
7227/37/45/56/59 Finish plate package	626	US26D	PVPART.1503	\$134.20
7227/37/45/56/59 Finish plate package	706	SP4	PVPART.1506	\$123.30
7227/37/45/56/59 Finish plate package	691	SP10	PVPART.1507	\$123.30
7227/37/45/56/59 Finish plate package	689	SP28	PVPART.1508	\$123.30
7227/37/45/56/59 Finish plate package	695	SP313	PVPART.1509	\$123.30
7227/37/45/56/59 Finish plate package	622	SPBLK	PVPART.1510	\$123.30
7259 Bottom mounting package	-	-	PVPART.1819	\$18.60
7259 Bottom security mounting package	-	-	PVPART.1820	\$40.40
91105 Pocket pivot				
91105 Pocket pivot mounting package	632	US3	PVPART.1188	\$27.60
91105 Pocket pivot mounting package	639	US10	PVPART.1189	\$27.60
91105 Pocket pivot mounting package	629, 630, 600	US32, US32D, USP	PVPART.1190	\$27.60
91105 Pocket pivot mounting package	695	SP313	PVPART.1191	\$27.60

HINGES & PIVOTS

PULLS & PLATES

FLUSH BOLTS & COORDINATORS

LATCHES, CATCHES & BOLTS

STOPS

EXTERIOR HARDWARE

MISCELLANEOUS

PARTS

PARTS

DESCRIPTION	BHMA FINISH	US REFERENCE	PART NUMBER	LIST
8112				
Screw - #8 x 1" OPHSMS (qty of 6)	626	B26D	PULLPART.1060	\$4.30
8121 (1-3/4" door)				
Screw - #8 x 1" OPHSMS (qty of 6)	626	B26D	PULLPART.1060	\$4.30
8121 Screw package - K mount	626	B26D	09-512-618	\$37.30
8200/8300/8302/8303/8305/8311/8400 Plate mounting screws				
Gasket	-	-	KPPART.10013	\$32.40
Screw - #6 x 5/8" UOPHSMS (package of 16)	619, 625, 626, 628, 629, 630	B15, B26, B26D, US32, US32D, PA28, CLR	09-282-630	\$0.60
Screw - #6 x 5/8" UOPHSMS (package of 16)	605, 606	B3, B4	09-282-632	\$0.60
Screw - #6 x 5/8" UOPHSMS (package of 16)	612	B10	09-282-639	\$0.60
Screw - #6 x 5/8" UOPHSMS (package of 16)	613	B10B, B-613, BRN	09-282-640	\$0.60
Screw - #6 x 5/8" TEK/TORX SMS (package of 16)	605, 606	B3, B4	KPPART.10014	\$16.60
Screw - #6 x 5/8" TEK/TORX SMS (package of 16)	612	B10	KPPART.10015	\$16.60
Screw - #6 x 5/8" TEK/TORX SMS (package of 16)	613	B10B, B-613, BRN	KPPART.10016	\$16.60
Screw - #6 x 5/8" TEK/TORX SMS (package of 16)	619, 625, 626, 629, 630	B15, B26, B26D, US32, US32D, PA	KPPART.10017	\$16.60
Pull mounting packages for 8105, 8111, 8305, 8311, 8700, 8800 Also used with old mounting style pulls (Non-HD) 8102, 8103, 8103EZ, 8190, 8302, 8303, 9100				
Standard mount 1-3/4" door	619, 625, 626, 628, 629, 630	B15, B26, B26D, PA28, US32, US32D	09-469-603	\$8.40
Standard mount 1-3/4" door	605, 606	B3, B4	09-469-605	\$8.40
Standard mount 1-3/4" door	612	B10	09-469-612	\$8.40
Standard mount 1-3/4" door	613	B10B	09-469-613	\$8.40
Standard mount 1-3/4" door	522	-	PULLPART.1251	\$8.40
Standard mount 1-3/4" door	695	SP313	PULLPART.1252	\$8.40
Standard mount 1-3/4" door	716	643E	PULLPART.1253	\$8.40
Standard mount 2" door	605	B3, B4	PULLPART.1001	\$8.40
Standard mount 2" door	606	B10	PULLPART.1002	\$8.40
Standard mount 2" door	613	B10B	PULLPART.1003	\$8.40
Standard mount 2" door	619, 625, 626, 628, 629, 630	B15, B26, B26D, PA28, US32, US32D	PULLPART.1004	\$8.40
F mount 1-3/4" door	-	-	09-464-603	\$4.40
F mount 2" door	-	-	PULLPART.1005	\$4.40
F mount 2-1/4" door	-	-	PULLPART.1006	\$4.40
G mount	-	-	09-509-603	\$4.40
H/I/L mount (combined pack)	-	-	09-510-603	\$49.50
I mount WD	-	-	PULLPART.1267	\$4.40
J mount 1-3/4" door	-	-	PULLPART.1268	\$4.40
J mount 2-1/4" door	-	-	PULLPART.1269	\$4.40
L mount	-	-	PULLPART.1270	\$4.40
J/N mount (combined pack) 1-3/4" door	-	-	09-508-603	\$17.30
J/N mount (combined pack) 2" - 2-1/4" door	-	-	09-294-603	\$17.30
M mount 1-3/4" - 2" door	605	B3	09-521-605	\$32.90
M mount 1-3/4" - 2" door	606	B4	09-521-606	\$32.90
M mount 1-3/4" - 2" door	612	B10	09-521-612	\$32.90

PARTS

DESCRIPTION	BHMA FINISH	US REFERENCE	PART NUMBER	LIST
Pull mounting packages for 8105, 8111, 8305, 8311, 8700, 8800				
Also used with old mounting style pulls (Non-HD) 8102, 8103, 8103EZ, 8190, 8302, 8303, 9100 (continued)				
M mount 1-3/4" - 2" door	613	B10B	09-521-613	\$32.90
M mount 1-3/4" - 2" door	619	B15	09-521-619	\$32.90
M mount 1-3/4" - 2" door	625	B26	09-521-625	\$32.90
M mount 1-3/4" - 2" door	626	B26D	09-521-626	\$32.90
M mount 1-3/4" - 2" door	629	US32	09-521-629	\$32.90
M mount 1-3/4" - 2" door	630	US32D	09-521-630	\$32.90
M mount 2-1/4" door	630	US32D	PULLPART.1007	\$67.40
M mount 2-1/4" door	605	B3	PULLPART.1008	\$67.40
M mount 2-1/4" door	606	B4	PULLPART.1009	\$67.40
M mount 2-1/4" door	612	B10	PULLPART.1010	\$67.40
M mount 2-1/4" door	613	B10B	PULLPART.1011	\$67.40
M mount 2-1/4" door	625	B26	PULLPART.1012	\$67.40
M mount 2-1/4" door	629	US32	PULLPART.1013	\$67.40
M mount 2-1/4" door	626	B26D	PULLPART.1014	\$67.40
M mount 2-1/4" door	619	B15	PULLPART.1015	\$67.40
O mount 1-3/4" door	605	B3	09-523-605	\$27.60
O mount 1-3/4" door	606	B4	09-523-606	\$27.60
O mount 1-3/4" door	612	B10	09-523-612	\$27.60
O mount 1-3/4" door	613	B10B	09-523-613	\$27.60
O mount 1-3/4" door	619	B15	09-523-619	\$27.60
O mount 1-3/4" door	625	B26	09-523-625	\$27.60
O mount 1-3/4" door	626	B26D	09-523-626	\$27.60
O mount 1-3/4" door	629	US32	09-523-629	\$27.60
O mount 1-3/4" door	630	US32D	09-523-630	\$27.60
O mount 2" door	630	US32D	PULLPART.1016	\$56.50
O mount 2" door	605	B3	PULLPART.1017	\$56.50
O mount 2" door	606	B4	PULLPART.1018	\$56.50
O mount 2" door	612	B10	PULLPART.1019	\$56.50
O mount 2" door	613	B10B	PULLPART.1020	\$56.50
O mount 2" door	625	B26	PULLPART.1021	\$56.50
O mount 2" door	629	US32	PULLPART.1022	\$56.50
O mount 2" door	626	B26D	PULLPART.1023	\$56.50
O mount 2" door	619	B15	PULLPART.1024	\$56.50
O mount 2-1/4" door	630	US32D	PULLPART.1025	\$56.50
O mount 2-1/4" door	605	B3	PULLPART.1026	\$56.50
O mount 2-1/4" door	606	B4	PULLPART.1027	\$56.50
O mount 2-1/4" door	612	B10	PULLPART.1028	\$56.50
O mount 2-1/4" door	613	B10B	PULLPART.1029	\$56.50
O mount 2-1/4" door	625	B26	PULLPART.1030	\$56.50
O mount 2-1/4" door	629	US32	PULLPART.1031	\$56.50
O mount 2-1/4" door	626	B26D	PULLPART.1032	\$56.50
O mount 2-1/4" door	619	B15	PULLPART.1033	\$56.50
* Type M and O mounting packs are sold in multiples of 1.				

PARTS

DESCRIPTION	BHMA FINISH	US REFERENCE	PART NUMBER	LIST
Pull HD mounting packages for 8102HD, 8302, 8372, 8373, 8975				
5/16HD Standard mount 1-1/2" - 1-7/8" door	619, 625, 626	B15, B26, 26D	PULLPART.1063	\$8.40
5/16HD Standard mount 1-1/2" - 1-7/8" door	605	B3	PULLPART.1064	\$8.40
5/16HD Standard mount 1-1/2" - 1-7/8" door	612	B10	PULLPART.1065	\$8.40
5/16HD Standard mount 1-1/2" - 1-7/8" door	613	B10B	PULLPART.1066	\$8.40
5/16HD Standard mount 2" - 2-1/4" door	619, 625, 626	B15, B26, B26D	PULLPART.1071	\$8.40
5/16HD Standard mount 2" - 2-1/4" door	605	B3	PULLPART.1072	\$8.40
5/16HD Standard mount 2" - 2-1/4" door	612	B10	PULLPART.1073	\$8.40
5/16HD Standard mount 2" - 2-1/4" door	613	B10B	PULLPART.1074	\$8.40
5/16HD G mount	-	-	PULLPART.1079	\$4.40
5/16HD I Mount	-	-	PULLPART.1081	\$49.50
5/16HD J Mount 1-1/2" - 1-7/8" door	-	-	PULLPART.1085	\$17.30
5/16HD J Mount 2" - 2-1/4" door	-	-	PULLPART.1086	\$17.30
5/16HD L mount	-	-	PULLPART.1083	\$49.50
5/16HD O mount 2-1/4"	630	US32D	PULLPART.1271	\$4.40
5/16HD O mount 2-1/4"	605	US3	PULLPART.1272	\$4.40
5/16HD O mount 2-1/4"	606	US4	PULLPART.1273	\$4.40
5/16HD O mount 2-1/4"	612	US10	PULLPART.1274	\$4.40
5/16HD O mount 2-1/4"	613	US10B	PULLPART.1275	\$4.40
5/16HD O mount 2-1/4"	625	US26	PULLPART.1276	\$4.40
5/16HD O mount 2-1/4"	626	US26D	PULLPART.1277	\$4.40
5/16HD O mount 2-1/4"	629	US32	PULLPART.1278	\$4.40
5/16HD O mount 2-1/4"	622	US19	PULLPART.1279	\$4.40
Pull HD mounting packages for 8103HD, 8103EZHD, 8145EZHD, 8190HD, 8190EZHD, 8303, 9100HD, 9264, 9266, 8169, 8181, 8281, 8189, 8312, 8320, 8371, 8848				
3/8HD Standard mount 1-1/2" - 1-7/8" door	619, 625, 626	B15, B26, 26D	PULLPART.1067	\$8.40
3/8HD Standard mount 1-1/2" - 1-7/8" door	605	B3	PULLPART.1068	\$8.40
3/8HD Standard mount 1-1/2" - 1-7/8" door	612	B10	PULLPART.1069	\$8.40
3/8HD Standard mount 1-1/2" - 1-7/8" door	613	B10B	PULLPART.1070	\$8.40
3/8HD Standard mount 2" - 2-1/4" door	619, 625, 626	B15, B26, B26D	PULLPART.1075	\$8.40
3/8HD Standard mount 2" - 2-1/4" door	605, 606	B3, B4	PULLPART.1076	\$8.40
3/8HD Standard mount 2" - 2-1/4" door	612	B10	PULLPART.1077	\$8.40
3/8HD Standard mount 2" - 2-1/4" door	613	B10B	PULLPART.1078	\$8.40
3/8HD Standard mount 2" - 2-1/4" door	716	643E	PULLPART.1247	\$8.40
3/8HD Standard mount 2" - 2-1/4" door	622	US19	PULLPART.1248	\$8.40
3/8HD A Mount	-	-	PULLPART.1200	\$49.50
3/8HD G mount	-	-	PULLPART.1080	\$4.40
3/8HD I Mount	-	-	PULLPART.1082	\$49.50
3/8HD L mount	-	-	PULLPART.1084	\$25.20
3/8HD N mount 1-1/2" - 1-7/8" door	-	-	PULLPART.1087	\$17.30
3/8HD N mount 2" - 2-1/4" door	-	-	PULLPART.1088	\$17.30
3/8HD O mount 1-1/2" - 1-7/8" door	605	B3	PULLPART.1089	\$54.40
3/8HD O mount 1-1/2" - 1-7/8" door	606	US4	PULLPART.1090	\$54.40
3/8HD O mount 1-1/2" - 1-7/8" door	612	US10	PULLPART.1091	\$54.40
3/8HD O mount 1-1/2" - 1-7/8" door	613	US10B	PULLPART.1092	\$54.40

PARTS

DESCRIPTION	BHMA FINISH	US REFERENCE	PART NUMBER	LIST
Pull HD mounting packages for 8103HD, 8103EZHD, 8145EZHD, 8190HD, 8190EZHD, 8303, 9100HD, 9264, 9266, 8169, 8181, 8281, 8189, 8312, 8320, 8371, 8848 (continued)				
3/8HD O mount 1-1/2" - 1-7/8" door	619	US15	PULLPART.1093	\$54.40
3/8HD O mount 1-1/2" - 1-7/8" door	625	US26	PULLPART.1094	\$54.40
3/8HD O mount 1-1/2" - 1-7/8" door	626	US26D	PULLPART.1095	\$54.40
3/8HD O mount 1-1/2" - 1-7/8" door	629	US32	PULLPART.1096	\$54.40
3/8HD O mount 1-1/2" - 1-7/8" door	630	US32D	PULLPART.1097	\$54.40
3/8HD O mount 1-1/2" - 1-7/8" door	716	643E	PULLPART.1257	\$54.40
3/8HD O mount 1-1/2" - 1-7/8" door	622	US19	PULLPART.1258	\$54.40
3/8HD O mount 1-1/2" - 1-7/8" door	693	SPBLK	PULLPART.1259	\$54.40
3/8HD O mount 2" - 2-1/4" door	605	US3	PULLPART.1098	\$56.60
3/8HD O mount 2" - 2-1/4" door	606	US4	PULLPART.1099	\$56.60
3/8HD O mount 2" - 2-1/4" door	612	US10	PULLPART.1100	\$56.60
3/8HD O mount 2" - 2-1/4" door	613	US10B	PULLPART.1101	\$56.60
3/8HD O mount 2" - 2-1/4" door	619	US15	PULLPART.1102	\$56.60
3/8HD O mount 2" - 2-1/4" door	625	US26	PULLPART.1103	\$56.60
3/8HD O mount 2" - 2-1/4" door	626	US26D	PULLPART.1104	\$56.60
3/8HD O mount 2" - 2-1/4" door	629	US32	PULLPART.1105	\$56.60
3/8HD O mount 2" - 2-1/4" door	630	US32D	PULLPART.1106	\$56.60
3/8HD P Mount	-	-	PULLPART.1201	\$61.30
3/8HD Q Mount 3/8"-5/8" door	605	B3	PULLPART.1202	\$73.10
3/8HD Q Mount 3/8"-5/8" door	606	US4	PULLPART.1203	\$73.10
3/8HD Q Mount 3/8"-5/8" door	612	US10	PULLPART.1204	\$73.10
3/8HD Q Mount 3/8"-5/8" door	613	US10B	PULLPART.1205	\$73.10
3/8HD Q Mount 3/8"-5/8" door	619	US15	PULLPART.1206	\$73.10
3/8HD Q Mount 3/8"-5/8" door	625	US26	PULLPART.1207	\$73.10
3/8HD Q Mount 3/8"-5/8" door	626	US26D	PULLPART.1208	\$73.10
3/8HD Q Mount 3/8"-5/8" door	629	US32	PULLPART.1209	\$73.10
3/8HD Q Mount 3/8"-5/8" door	630	US32D	PULLPART.1210	\$73.10
3/8HD X Mount 1-1/2" - 1-7/8" door	619, 625, 626	B15, B26, 26D	PULLPART.1211	\$56.60
3/8HD X Mount 1-1/2" - 1-7/8" door	605	B3	PULLPART.1212	\$56.60
3/8HD X Mount 1-1/2" - 1-7/8" door	612	B10	PULLPART.1213	\$56.60
3/8HD X Mount 1-1/2" - 1-7/8" door	613	B10B	PULLPART.1214	\$56.60
3/8HD X Mount 2" - 2-1/4" door	619, 625, 626	B15, B26, B26D	PULLPART.1215	\$56.60
3/8HD X Mount 2" - 2-1/4" door	605, 606	B3, B4	PULLPART.1216	\$56.60
3/8HD X Mount 2" - 2-1/4" door	612	B10	PULLPART.1217	\$56.60
3/8HD X Mount 2" - 2-1/4" door	613	B10B	PULLPART.1218	\$56.60
Old mounting style push/pull combos (Non-HD) mounting packages for 9103EZ, 9190				
NO mount 1-3/4" door	605	B3	09-525-605	\$69.10
NO mount 1-3/4" door	606	B4	09-525-606	\$69.10
NO mount 1-3/4" door	612	B10	09-525-612	\$69.10
NO mount 1-3/4" door	613	B10B	09-525-613	\$69.10
NO mount 1-3/4" door	619	B15	09-525-619	\$69.10
NO mount 1-3/4" door	625	B26	09-525-625	\$69.10
NO mount 1-3/4" door	626	B26D	09-525-626	\$69.10

PARTS

HINGES & PIVOTS

PULLS & PLATES

FLUSH BOLTS & COORDINATORS

LATCHES, CATCHES & BOLTS

STOPS

EXTERIOR HARDWARE

MISCELLANEOUS

PARTS

DESCRIPTION	BHMA FINISH	US REFERENCE	PART NUMBER	LIST
Old mounting style push/pull combos (Non-HD) Mounting packages for 9103EZ, 9190 (continued)				
NO mount 1-3/4" door	629	US32	09-525-629	\$69.10
NO mount 1-3/4" door	630	US32D	09-525-630	\$69.10
NO mount 2" door	605	B3	PULLPART.1042	\$69.10
NO mount 2" door	606	B4	PULLPART.1043	\$69.10
NO mount 2" door	612	B10	PULLPART.1044	\$69.10
NO mount 2" door	613	B10B	PULLPART.1045	\$69.10
NO mount 2" door	625	B26	PULLPART.1046	\$69.10
NO mount 2" door	626	B26D	PULLPART.1047	\$69.10
NO mount 2" door	629	US32	PULLPART.1048	\$69.10
NO mount 2" door	630	US32D	PULLPART.1049	\$69.10
NO mount 2" door	619	B15	PULLPART.1050	\$69.10
NO mount 2-1/4" door	605	B3	PULLPART.1051	\$69.10
NO mount 2-1/4" door	606	B4	PULLPART.1052	\$69.10
NO mount 2-1/4" door	612	B10	PULLPART.1053	\$69.10
NO mount 2-1/4" door	613	B10B	PULLPART.1054	\$69.10
NO mount 2-1/4" door	625	B26	PULLPART.1055	\$69.10
NO mount 2-1/4" door	626	B26D	PULLPART.1056	\$69.10
NO mount 2-1/4" door	629	US32	PULLPART.1057	\$69.10
NO mount 2-1/4" door	630	US32D	PULLPART.1058	\$69.10
NO mount 2-1/4" door	619	B15	PULLPART.1059	\$69.10
NS Mount 1-3/4" door	613	B10B	09-524-613	\$40.00
NS Mount 1-3/4" door	619, 625, 626, 628, 629, 630	B15, B26, B26D, PA28, US32, US32D	09-524-630	\$40.00
NS Mount 2" door	605, 606	B3, B4	PULLPART.1034	\$40.00
NS Mount 2" door	619, 625, 626, 628, 629, 630	B15, B26, B26D, PA28, US32, US32D	PULLPART.1035	\$40.00
NS Mount 2" door	612	B10	PULLPART.1036	\$40.00
NS Mount 2" door	613	B10B	PULLPART.1037	\$40.00
NS Mount 2" door	605, 606	B3, B4	PULLPART.1038	\$40.00
NS Mount 2" door	619, 625, 626, 628, 629, 630	B15, B26, B26D, PA28, US32, US32D	PULLPART.1039	\$40.00
NS Mount 2" door	612	B10	PULLPART.1040	\$40.00
NS Mount 2" door	613	B10B	PULLPART.1041	\$40.00
NS Mount 2" door	622	US19	PULLPART.1254	\$40.00
NS Mount 2" door	695	SP313	PULLPART.1255	\$40.00
Push/pull combo HD mounting packages for 9103EZHD, 9145EZHD, 9190HD, 9190EZHD				
3/8HD NO mount 1-1/2" - 1-7/8" door	605	US3	PULLPART.1115	\$69.10
3/8HD NO mount 1-1/2" - 1-7/8" door	606	US4	PULLPART.1116	\$69.10
3/8HD NO mount 1-1/2" - 1-7/8" door	612	US10	PULLPART.1117	\$69.10
3/8HD NO mount 1-1/2" - 1-7/8" door	613	US10B	PULLPART.1118	\$69.10
3/8HD NO mount 1-1/2" - 1-7/8" door	619	US15	PULLPART.1119	\$69.10
3/8HD NO mount 1-1/2" - 1-7/8" door	625	US26	PULLPART.1120	\$69.10
3/8HD NO mount 1-1/2" - 1-7/8" door	626	US26D	PULLPART.1121	\$69.10
3/8HD NO mount 1-1/2" - 1-7/8" door	629	US32	PULLPART.1122	\$69.10
3/8HD NO mount 1-1/2" - 1-7/8" door	630	US32D	PULLPART.1123	\$69.10

PARTS

DESCRIPTION	BHMA FINISH	US REFERENCE	PART NUMBER	LIST
Push/pull combo HD mounting packages for 9103EZHD, 9145EZHD, 9190HD, 9190EZHD (continued)				
3/8HD NO mount 1-1/2" - 1-7/8" door	716	643E	PULLPART.1260	\$69.10
3/8HD NO mount 1-1/2" - 1-7/8" door	622	US19	PULLPART.1261	\$69.10
3/8HD NO mount 1-1/2" - 1-7/8" door	693	SPBLK	PULLPART.1262	\$69.10
3/8HD NO mount 2" - 2-1/4" door	605	US3	PULLPART.1124	\$69.10
3/8HD NO mount 2" - 2-1/4" door	606	US4	PULLPART.1125	\$69.10
3/8HD NO mount 2" - 2-1/4" door	612	US10	PULLPART.1126	\$69.10
3/8HD NO mount 2" - 2-1/4" door	613	US10B	PULLPART.1127	\$69.10
3/8HD NO mount 2" - 2-1/4" door	619	US15	PULLPART.1128	\$69.10
3/8HD NO mount 2" - 2-1/4" door	625	US26	PULLPART.1129	\$69.10
3/8HD NO mount 2" - 2-1/4" door	626	US26D	PULLPART.1130	\$69.10
3/8HD NO mount 2" - 2-1/4" door	629	US32	PULLPART.1131	\$69.10
3/8HD NO mount 2" - 2-1/4" door	630	US32D	PULLPART.1132	\$69.10
3/8HD NO mount 2" - 2-1/4" door	716	643E	PULLPART.1263	\$69.10
3/8HD NO mount 2" - 2-1/4" door	622	US19	PULLPART.1264	\$69.10
3/8HD NS Mount 1-1/2" - 1-7/8" door	619, 625, 626	B15, B26, B26D	PULLPART.1107	\$40.00
3/8HD NS Mount 1-1/2" - 1-7/8" door	605, 606	B3, B4	PULLPART.1108	\$40.00
3/8HD NS Mount 1-1/2" - 1-7/8" door	612	B10	PULLPART.1109	\$40.00
3/8HD NS Mount 1-1/2" - 1-7/8" door	613	B10B	PULLPART.1110	\$40.00
3/8HD NS Mount 2" - 2-1/4" door	619, 625, 626	B15, B26, B26D	PULLPART.1111	\$40.00
3/8HD NS Mount 2" - 2-1/4" door	605, 606	B3, B4	PULLPART.1112	\$40.00
3/8HD NS Mount 2" - 2-1/4" door	612	B10	PULLPART.1113	\$40.00
3/8HD NS Mount 2" - 2-1/4" door	613	B10B	PULLPART.1114	\$40.00
3/8HD NS Mount 2" - 2-1/4" door	716	643E	PULLPART.1249	\$40.00
3/8HD NS Mount 2" - 2-1/4" door	622	US19	PULLPART.1250	\$40.00
3/8HD PQ Mount 3/8"-5/8" door	605	US3	PULLPART.1219	\$127.30
3/8HD PQ Mount 3/8"-5/8" door	606	US4	PULLPART.1220	\$127.30
3/8HD PQ Mount 3/8"-5/8" door	612	US10	PULLPART.1221	\$127.30
3/8HD PQ Mount 3/8"-5/8" door	613	US10B	PULLPART.1222	\$127.30
3/8HD PQ Mount 3/8"-5/8" door	619	US15	PULLPART.1223	\$127.30
3/8HD PQ Mount 3/8"-5/8" door	625	US26	PULLPART.1224	\$127.30
3/8HD PQ Mount 3/8"-5/8" door	626	US26D	PULLPART.1225	\$127.30
3/8HD PQ Mount 3/8"-5/8" door	629	US32	PULLPART.1226	\$127.30
3/8HD PQ Mount 3/8"-5/8" door	630	US32D	PULLPART.1227	\$127.30
3/8HD PQ Mount 3/8"-5/8" door	716	643E	PULLPART.1282	\$127.30
3/8HD PQ Mount 3/8"-5/8" door	622	US19	PULLPART.1283	\$127.30
Pull HD mounting packages for 9264 and 9266				
3/8HD Standard mount 1-1/2" - 1-7/8" door	619, 625, 626	B15, B26, B26D	PULLPART.1067	\$8.40
3/8HD Standard mount 1-1/2" - 1-7/8" door	605	B3	PULLPART.1068	\$8.40
3/8HD Standard mount 1-1/2" - 1-7/8" door	612	B10	PULLPART.1069	\$8.40
3/8HD Standard mount 1-1/2" - 1-7/8" door	613	B10B	PULLPART.1070	\$8.40
3/8HD Standard mount 2" - 2-1/4" door	619, 625, 626	B15, B26, B26D	PULLPART.1075	\$8.40
3/8HD Standard mount 2" - 2-1/4" door	605, 606	B3, B4	PULLPART.1076	\$8.40
3/8HD Standard mount 2" - 2-1/4" door	612	B10	PULLPART.1077	\$8.40
3/8HD Standard mount 2" - 2-1/4" door	613	B10B	PULLPART.1078	\$8.40

PARTS

DESCRIPTION	BHMA FINISH	US REFERENCE	PART NUMBER	LIST
Pull HD mounting packages for 9264 and 9266 (continued)				
3/8HD A mount	-	-	PULLPART.1200	\$49.50
3/8HD G mount	-	-	PULLPART.1080	\$4.40
3/8HD I mount	-	-	PULLPART.1082	\$49.50
3/8HD L mount	-	-	PULLPART.1084	\$25.20
3/8HD N mount 1-1/2" - 1-7/8" door	-	-	PULLPART.1087	\$17.30
3/8HD N mount 2" - 2-1/4" door	-	-	PULLPART.1088	\$17.30
3/8HD O mount 1-1/2" - 1-7/8" door	605	B3	PULLPART.1089	\$54.40
3/8HD O mount 1-1/2" - 1-7/8" door	606	US4	PULLPART.1090	\$54.40
3/8HD O mount 1-1/2" - 1-7/8" door	612	US10	PULLPART.1091	\$54.40
3/8HD O mount 1-1/2" - 1-7/8" door	613	US10B	PULLPART.1092	\$54.40
3/8HD O mount 1-1/2" - 1-7/8" door	619	US15	PULLPART.1093	\$54.40
3/8HD O mount 1-1/2" - 1-7/8" door	625	US26	PULLPART.1094	\$54.40
3/8HD O mount 1-1/2" - 1-7/8" door	626	US26D	PULLPART.1095	\$54.40
3/8HD O mount 1-1/2" - 1-7/8" door	629	US32	PULLPART.1096	\$54.40
3/8HD O mount 1-1/2" - 1-7/8" door	630	US32D	PULLPART.1097	\$54.40
3/8HD O mount 2" - 2-1/4" door	605	US3	PULLPART.1098	\$56.60
3/8HD O mount 2" - 2-1/4" door	606	US4	PULLPART.1099	\$56.60
3/8HD O mount 2" - 2-1/4" door	612	US10	PULLPART.1100	\$56.60
3/8HD O mount 2" - 2-1/4" door	613	US10B	PULLPART.1101	\$56.60
3/8HD O mount 2" - 2-1/4" door	619	US15	PULLPART.1102	\$56.60
3/8HD O mount 2" - 2-1/4" door	625	US26	PULLPART.1103	\$56.60
3/8HD O mount 2" - 2-1/4" door	626	US26D	PULLPART.1104	\$56.60
3/8HD O mount 2" - 2-1/4" door	629	US32	PULLPART.1105	\$56.60
3/8HD O mount 2" - 2-1/4" door	630	US32D	PULLPART.1106	\$56.60
3/8HD O mount 2" - 2-1/4" door	716	643E	PULLPART.1265	\$56.60
3/8HD O mount 2" - 2-1/4" door	622	US19	PULLPART.1266	\$56.60
3/8HD P mount	-	-	PULLPART.1201	\$61.30
3/8HD Q mount 3/8"-5/8" door	605	B3	PULLPART.1202	\$73.10
3/8HD Q mount 3/8"-5/8" door	606	US4	PULLPART.1203	\$73.10
3/8HD Q mount 3/8"-5/8" door	612	US10	PULLPART.1204	\$73.10
3/8HD Q mount 3/8"-5/8" door	613	US10B	PULLPART.1205	\$73.10
3/8HD Q mount 3/8"-5/8" door	619	US15	PULLPART.1206	\$73.10
3/8HD Q mount 3/8"-5/8" door	625	US26	PULLPART.1207	\$73.10
3/8HD Q mount 3/8"-5/8" door	626	US26D	PULLPART.1208	\$73.10
3/8HD Q mount 3/8"-5/8" door	629	US32	PULLPART.1209	\$73.10
3/8HD Q mount 3/8"-5/8" door	630	US32D	PULLPART.1210	\$73.10
3/8HD Q mount 3/8"-5/8" door	622	US19	PULLPART.1284	\$73.10
3/8HD Q mount 3/8"-5/8" door	716	643E	PULLPART.1285	\$73.10
3/8HD X mount 1-1/2" - 1-7/8" door	619, 625, 626	B15, B26, B26D	PULLPART.1211	\$56.60
3/8HD X mount 1-1/2" - 1-7/8" door	605	B3	PULLPART.1212	\$56.60
3/8HD X mount 1-1/2" - 1-7/8" door	612	B10	PULLPART.1213	\$56.60
3/8HD X mount 1-1/2" - 1-7/8" door	613	B10B	PULLPART.1214	\$56.60
3/8HD X mount 1-1/2" - 1-7/8" door	716	643E	PULLPART.1286	\$56.60

HINGES & PIVOTS
 PULLS & PLATES
 FLUSH BOLTS & COORDINATORS
 LATCHES, CATCHES & BOLTS
 STOPS
 EXTERIOR HARDWARE
 MISCELLANEOUS
 PARTS

PARTS

DESCRIPTION	BHMA FINISH	US REFERENCE	PART NUMBER	LIST
Pull HD mounting packages for 9264 and 9266 (continued)				
3/8HD X mount 1-1/2" - 1-7/8" door	622	US19	PULLPART.1287	\$56.60
3/8HD X mount 2" - 2-1/4" door	619, 625, 626	B15, B26, B26D	PULLPART.1215	\$56.60
3/8HD X mount 2" - 2-1/4" door	605, 606	B3, B4	PULLPART.1216	\$56.60
3/8HD X mount 2" - 2-1/4" door	612	B10	PULLPART.1217	\$56.60
3/8HD X mount 2" - 2-1/4" door	613	B10B	PULLPART.1218	\$56.60
3/8HD X mount 2" - 2-1/4" door	622	US19	PULLPART.1288	\$56.60
3/8HD X mount 2" - 2-1/4" door	716	643E	PULLPART.1289	\$56.60
VR900/VR904/VR900-LLP/VR904-LLP				
VR900 Mounting package	630	US32D	VRPART.1001	\$12.70
VR900/910/910M Collar package	630	US32D	VRPART.1002	\$42.70
VR910DT/VR914DT/VR810DT/VR814DT				
VR910/910M Mounting package	630	US32D	VRPART.1003	\$12.70
VR910DT/VR914DT/VR810NL/VR814NL				
VR900/910/910M Collar package	630	US32D	VRPART.1002	\$42.70
VR910/910M Mounting package	630	US32D	VRPART.1003	\$12.70
VR910/910 Cylinder mounting package	630	US32D	VRPART.1004	\$27.60
VR910M-DT/ VR914-DT				
VR910/910M Mounting package	630	US32D	VRPART.1003	\$12.70
VR910M-NL/VR914M-NL				
VR900/910/910M Collar package	630	US32D	VRPART.1002	\$42.70
VR910/910M Mounting package	630	US32D	VRPART.1003	\$12.70
FB30 Series - Metal door automatic flush bolt				
FB30T Face plate package	605	US3	FBPART.1001	\$57.10
FB30T Face plate package	606	US4	FBPART.1002	\$57.10
FB30T Face plate package	612	US10	FBPART.1003	\$57.10
FB30T Face plate package	613	US10B	FBPART.1004	\$57.10
FB30T Face plate package	629	US32	FBPART.1005	\$57.10
FB30T Face plate package	630	US32D	FBPART.1006	\$57.10
FB30T Face plate package	622	BLK	FBPART.1092	\$57.10
FB30B/50B Face plate package	605	US3	FBPART.1007	\$57.10
FB30B/50B Face plate package	606	US4	FBPART.1008	\$57.10
FB30B/50B Face plate package	612	US10	FBPART.1009	\$57.10
FB30B/50B Face plate package	613	US10B	FBPART.1010	\$57.10
FB30B/50B Face plate package	629	US32	FBPART.1011	\$57.10
FB30B/50B Face plate package	630	US32D	FBPART.1012	\$57.10
FB30B/50B Face plate package	622	BLK	FBPART.1093	\$57.10
FB30/50 Guide package	-	-	FBPART.1013	\$10.60
FB30/40/50/60 Rub plate and shim package	-	-	FBPART.1014	\$4.30
FB30/40/50B/60B Auxiliary bolt	-	-	FBPART.1015	\$6.40
FB30 8 3/4" Rod - 12" Rod and bolt tip kit	-	-	FBPART.1016	\$16.70
FB30/50B Bolt tip	-	-	FBPART.1017	\$16.70
FB30/50 8 3/4" - 12" Rod only	-	-	FBPART.1018	\$8.50
FB30/50 7 1/2" Rod - 9"	-	-	FBPART.1019	\$16.70
FB30/50 16 1/2" Rod- 18"	-	-	FBPART.1020	\$16.70

HINGES & PIVOTS

PULLS & PLATES

FLUSH BOLTS & COORDINATORS

LATCHES, CATCHES & BOLTS

STOPS

EXTERIOR HARDWARE

MISCELLANEOUS

PARTS

PARTS

DESCRIPTION	BHMA FINISH	US REFERENCE	PART NUMBER	LIST
FB30 Series - Metal door automatic flush bolt (continued)				
FB30/50 22-1/2" Rod - 24"	-	-	FBPART.1021	\$16.70
FB30/50 28 1/2" Rod - 30"	-	-	FBPART.1022	\$16.70
FB30/50 34 1/2" Rod - 36"	-	-	FBPART.1023	\$16.70
FB30/50 46 1/2" Rod- 48"	-	-	FBPART.1024	\$16.70
FB30/40/50B/60B Strike package	605, 606	US3, US4	FBPART.1025	\$12.70
FB30/40/50B/60B Strike package	612	US10	FBPART.1026	\$12.70
FB30/40/50B/60B Strike package	613	US10B	FBPART.1027	\$12.70
FB30/40/50B/60B Strike package	629, 630	US32, US32D	FBPART.1028	\$12.70
FB30/40/50B/60B Strike package	622	BLK	FBPART.1094	\$12.70
FB30/50 Mounting package	605, 606	US3, US4	FBPART.1029	\$30.10
FB30/50 Mounting package	612	US10	FBPART.1030	\$30.10
FB30/50 Mounting package	613	US10B	FBPART.1031	\$30.10
FB30/50 Mounting package	629, 630	US32, US32D	FBPART.1032	\$30.10
FB30/50 Mounting package	622	BLK	FBPART.1095	\$30.10
FB30/50 Security mounting package	-	-	FBPART.1033	\$51.00
FB32/42/52/62 AFL plug/screw package	-	-	FBPART.1034	\$7.50
FB32/42/52/62 Auxiliary fire latch	-	-	FBPART.1035	\$180.90
FB30/50 Retrofit package	-	-	FBPART.1065	\$14.40
FB30/40/50/60 Face plate screws, package of 10	605, 606	US3, US4	FBPART.1066	\$9.40
FB30/40/50/60 Face plate screws, package of 10	612	US10	FBPART.1067	\$9.40
FB30/40/50/60 Face plate screws, package of 10	613	US10B	FBPART.1068	\$9.40
FB30/40/50/60 Face plate screws, package of 10	629, 630	US32, US32D	FBPART.1069	\$9.40
FB30/40/50/60 Face plate screws, package of 10	622	BLK	FBPART.1101	\$9.40
FB40 Series - Wood door automatic flush bolt				
FB40T Face plate package	605	US3	FBPART.1036	\$57.10
FB40T Face plate package	606	US4	FBPART.1037	\$57.10
FB40T Face plate package	612	US10	FBPART.1038	\$57.10
FB40T Face plate package	613	US10B	FBPART.1039	\$57.10
FB40T Face plate package	629	US32	FBPART.1040	\$57.10
FB40T Face plate package	630	US32D	FBPART.1041	\$57.10
FB40T Face plate package	622	BLK	FBPART.1097	\$57.10
FB40B/60B Face plate package	605	US3	FBPART.1042	\$57.10
FB40B/60B Face plate package	606	US4	FBPART.1043	\$57.10
FB40B/60B Face plate package	612	US10	FBPART.1044	\$57.10
FB40B/60B Face plate package	613	US10B	FBPART.1045	\$57.10
FB40B/60B Face plate package	629	US32	FBPART.1046	\$57.10
FB40B/60B Face plate package	630	US32D	FBPART.1047	\$57.10
FB40T Face plate package	622	BLK	FBPART.1097	\$57.10
FB30/40/50/60 Rub plate and shim package	-	-	FBPART.1014	\$4.30
FB40/60 Guide package	-	-	FBPART.1048	\$12.70
FB40/60 Cover	-	-	FBPART.1049	\$8.50
FB30/40/50B/60B Auxiliary bolt	-	-	FBPART.1015	\$6.40
FB40/60B Rod and Bolt tip kit	-	-	FBPART.1050	\$12.70
FB40/60B Bolt tip	-	-	FBPART.1051	\$6.40

HINGES & PIVOTS
 PULLS & PLATES
 FLUSH BOLTS & COORDINATORS
 LATCHES, CATCHES & BOLTS
 STOPS
 EXTERIOR HARDWARE
 MISCELLANEOUS
 PARTS

PARTS

DESCRIPTION	BHMA FINISH	US REFERENCE	PART NUMBER	LIST
FB40 Series - Wood door automatic flush bolt (continued)				
FB40/60 Rod - 2-1/2"	-	-	FBPART.1052	\$6.40
FB30/40/50B/60B Strike package	605, 606	US3, US4	FBPART.1025	\$12.70
FB30/40/50B/60B Strike package	612	US10	FBPART.1026	\$12.70
FB30/40/50B/60B Strike package	613	US10B	FBPART.1027	\$12.70
FB30/40/50B/60B Strike package	629, 630	US32, US32D	FBPART.1028	\$12.70
FB30/40/50B/60B Strike package	622	BLK	FBPART.1094	\$12.70
FB40/60 Mounting package	605, 606	US3, US4	FBPART.1053	\$30.10
FB40/60 Mounting package		US10	FBPART.1054	\$30.10
FB40/60 Mounting package		US10B	FBPART.1055	\$30.10
FB40/60 Mounting package		US32, US32D	FBPART.1056	\$30.10
FB40/60 Mounting package	-	-	FBPART.1099	\$30.10
FB40/60 Security mounting package	-	-	FBPART.1057	\$46.90
FB32/42/52/62 AFL plug/screw package	-	-	FBPART.1034	\$7.50
FB32/42/52/62 Auxiliary fire latch	-	-	FBPART.1035	\$180.90
FB30/40/50/60 Face plate screws, package of 10	605, 606	US3, US4	FBPART.1066	\$9.40
FB30/40/50/60 Face plate screws, package of 10	612	US10	FBPART.1067	\$9.40
FB30/40/50/60 Face plate screws, package of 10	613	US10B	FBPART.1068	\$9.40
FB30/40/50/60 Face plate screws, package of 10	629, 630	US32, US32D	FBPART.1069	\$9.40
FB30/40/50/60 Face plate screws, package of 10	622	BLK	FBPART.1101	\$9.40
FB50 Series - Metal door constant latching flush bolt				
FB50T Face plate package	605	US3	FBPART.1058	\$57.10
FB50T Face plate package	606	US4	FBPART.1059	\$57.10
FB50T Face plate package	612	US10	FBPART.1060	\$57.10
FB50T Face plate package	613	US10B	FBPART.1061	\$57.10
FB50T Face plate package	629	US32	FBPART.1062	\$57.10
FB50T Face plate package	630	US32D	FBPART.1063	\$57.10
FB50T Face plate package	622	BLK	FBPART.1100	\$57.10
FB30B/50B Face plate package	605	US3	FBPART.1007	\$57.10
FB30B/50B Face plate package	606	US4	FBPART.1008	\$57.10
FB30B/50B Face plate package	612	US10	FBPART.1009	\$57.10
FB30B/50B Face plate package	613	US10B	FBPART.1010	\$57.10
FB30B/50B Face plate package	629	US32	FBPART.1011	\$57.10
FB30B/50B Face plate package	630	US32D	FBPART.1012	\$57.10
FB30B/50B Face plate package	622	BLK	FBPART.1093	\$57.10
FB30/50 Guide package	-	-	FBPART.1013	\$10.60
FB30/40/50/60 Rub plate and shim package	-	-	FBPART.1014	\$4.30
FB30/40/50B/60B Auxiliary bolt	-	-	FBPART.1015	\$6.40
FB50T/60T Auxiliary bolt	-	-	FBPART.1070	\$12.70
FB50T Rod and bolt tip kit - 12"	-	-	FBPART.1071	\$18.90
FB50T Bolt tip	-	-	FBPART.1072	\$10.60
FB30/50 8 3/4" Rod and bolt tip kit - 12"	-	-	FBPART.1016	\$16.70
FB30/50B Bolt tip	-	-	FBPART.1017	\$16.70
FB30/50 8 3/4" - 12" Rod only	-	-	FBPART.1018	\$8.50
FB30/50 7 1/2" Rod and bolt tip kit - 9"	-	-	FBPART.1019	\$16.70

PARTS

DESCRIPTION	BHMA FINISH	US REFERENCE	PART NUMBER	LIST
FB50 Series - Metal door constant latching flush bolt (continued)				
FB30/50 16 1/2" Rod and bolt tip kit - 18"	-	-	FBPART.1020	\$16.70
FB30/50 22-1/2" Rod and bolt tip kit - 24"	-	-	FBPART.1021	\$16.70
FB30/50 28 1/2" Rod and bolt tip kit - 30"	-	-	FBPART.1022	\$16.70
FB30/50 34 1/2" Rod and bolt tip kit - 36"	-	-	FBPART.1023	\$16.70
FB30/50 46 1/2" Rod and bolt tip kit - 48"	-	-	FBPART.1024	\$16.70
FB30/40/50B/60B Strike package	605, 606	US3, US4	FBPART.1025	\$12.70
FB30/40/50B/60B Strike package	612	US10	FBPART.1026	\$12.70
FB30/40/50B/60B Strike package	613	US10B	FBPART.1027	\$12.70
FB30/40/50B/60B Strike package	629, 630	US32, US32D	FBPART.1028	\$12.70
FB30/40/50B/60B Strike package	622	BLK	FBPART.1094	\$12.70
FB30/50 Mounting package	605, 606	US3, US4	FBPART.1029	\$30.10
FB30/50 Mounting package	612	US10	FBPART.1030	\$30.10
FB30/50 Mounting package	613	US10B	FBPART.1031	\$30.10
FB30/50 Mounting package	629, 630	US32, US32D	FBPART.1032	\$30.10
FB30/50 Mounting package	622	BLK	FBPART.1095	\$30.10
FB30/50 Security mounting package	-	-	FBPART.1033	\$51.00
FB50T/60T Top strike package	605	US3	FBPART.1073	\$36.00
FB50T/60T Top strike package	606	US4	FBPART.1074	\$36.00
FB50T/60T Top strike package	612	US10	FBPART.1075	\$36.00
FB50T/60T Top strike package	613	US10B	FBPART.1076	\$36.00
FB50T/60T Top strike package	629, 630	US32, US32D	FBPART.1077	\$36.00
FB50T/60T Top strike package	622	BLK	FBPART.1102	\$36.00
FB32/42/52/62 AFL plug/screw package	-	-	FBPART.1034	\$7.50
FB32/42/52/62 Auxiliary fire latch	-	-	FBPART.1035	\$180.90
FB30/50 Retrofit plate package	-	-	FBPART.1065	\$14.40
FB30/40/50/60 Face plate screws, package of 10	605, 606	US3, US4	FBPART.1066	\$9.40
FB30/40/50/60 Face plate screws, package of 10	612	US10	FBPART.1067	\$9.40
FB30/40/50/60 Face plate screws, package of 10	613	US10B	FBPART.1068	\$9.40
FB30/40/50/60 Face plate screws, package of 10	629, 630	US32, US32D	FBPART.1069	\$9.40
FB30/40/50/60 Face plate screws, package of 10	622	BLK	FBPART.1101	\$9.40
FB60 Series - Wood door constant latching flush bolt				
FB60T Face plate package	605	US3	FBPART.1078	\$57.10
FB60T Face plate package	606	US4	FBPART.1079	\$57.10
FB60T Face plate package	612	US10	FBPART.1080	\$57.10
FB60T Face plate package	613	US10B	FBPART.1081	\$57.10
FB60T Face plate package	629	US32	FBPART.1082	\$57.10
FB60T Face plate package	630	US32D	FBPART.1083	\$57.10
FB60T Face plate package	622	BLK	FBPART.1103	\$57.10
FB40B/60B Face plate package	605	US3	FBPART.1042	\$57.10
FB40B/60B Face plate package	606	US4	FBPART.1043	\$57.10
FB40B/60B Face plate package	612	US10	FBPART.1044	\$57.10
FB40B/60B Face plate package	613	US10B	FBPART.1045	\$57.10
FB40B/60B Face plate package	629	US32	FBPART.1046	\$57.10
FB40B/60B Face plate package	630	US32D	FBPART.1047	\$57.10

HINGES & PIVOTS
 PULLS & PLATES
 FLUSH BOLTS & COORDINATORS
 LATCHES, CATCHES & BOLTS
 STOPS
 EXTERIOR HARDWARE
 MISCELLANEOUS
 PARTS

PARTS

DESCRIPTION	BHMA FINISH	US REFERENCE	PART NUMBER	LIST
FB60 Series - Wood door constant latching flush bolt (continued)				
FB40B/60B Face plate package	622	BLK	FBPART.1098	\$57.10
FB30/40/50/60 Rub plate and shim package	-	-	FBPART.1014	\$4.30
FB30/40/50B/60B Auxiliary bolt	-	-	FBPART.1015	\$6.40
FB40/60 Guide package	-	-	FBPART.1048	\$12.70
FB40/60 Cover	-	-	FBPART.1049	\$8.50
FB40/60B Rod and bolt tip kit	-	-	FBPART.1050	\$12.70
FB40/60B Bolt tip	-	-	FBPART.1051	\$6.40
FB40/60 Rod - 2-1/2"	-	-	FBPART.1052	\$6.40
FB50T/60T Auxiliary bolt	-	-	FBPART.1070	\$12.70
FB60T Rod and bolt tip kit	-	-	FBPART.1090	\$16.70
FB60T Bolt tip	-	-	FBPART.1091	\$10.60
FB30/40/50B/60B Strike package	605, 606	US3, US4	FBPART.1025	\$12.70
FB30/40/50B/60B Strike package	612	US10	FBPART.1026	\$12.70
FB30/40/50B/60B Strike package	613	US10B	FBPART.1027	\$12.70
FB30/40/50B/60B Strike package	629, 630	US32, US32D	FBPART.1028	\$12.70
FB30/40/50B/60B Strike package	622	BLK	FBPART.1094	\$12.70
FB40/60 Mounting package	605, 606	US3, US4	FBPART.1053	\$30.10
FB40/60 Mounting package	612	US10	FBPART.1054	\$30.10
FB40/60 Mounting package	613	US10B	FBPART.1055	\$30.10
FB40/60 Mounting package	629, 630	US32, US32D	FBPART.1056	\$30.10
262				
S48/262/265 Strike package	605	B3	09-40-605	\$7.60
S48/262/265 Strike package	613	B10B	09-40-613	\$7.60
S48/262/265 Strike package	626	B26D	09-40-626	\$7.60
265				
S48/262/265 Strike package	605	B3	09-40-605	\$7.60
S48/262/265 Strike package	613	B10B	09-40-613	\$7.60
S48/262/265 Strike package	626	B26D	09-40-626	\$7.60
FB457/FB458 Metal door manual flush bolt				
Guide	-	-	09-135	\$3.20
Bolt tip	-	-	09-176-604	\$7.30
Rod - 18"	-	-	09-161	\$8.90
Rod - 24"	-	-	09-162	\$8.90
Rod - 36"	-	-	09-172	\$8.90
Rod - 48"	-	-	09-173	\$8.90
DP2				
DP2 Plate package	605	US3	DPPART.1001	\$16.70
DP2 Plate package	606	US4	DPPART.1002	\$16.70
DP2 Plate package	612	US10	DPPART.1003	\$16.70
DP2 Plate package	613	US10B	DPPART.1004	\$16.70
DP2 Plate package	625	US26	DPPART.1005	\$16.70
DP2 Plate package	626	US26D	DPPART.1006	\$16.70
DP2 Mounting package	605, 606	US3, US4	DPPART.1007	\$6.40
DP2 Mounting package	612	US10	DPPART.1008	\$6.40
DP2 Mounting package	613	US10B	DPPART.1009	\$6.40

PARTS

DESCRIPTION	BHMA FINISH	US REFERENCE	PART NUMBER	LIST
DP2 (continued)				
DP2 Mounting package	625, 626	US26, US26D	DPPART.1010	\$6.40
DP2 Security mounting package	-	-	DPPART.1011	\$8.50
COR32/COR42/COR52/COR60/COR72				
COR32/42/52/60/72 Rub plate (package of 2)	-	-	CORPART.1014	\$14.40
COR32/42/52/60/72 Mounting package	628, 713	US28, US26D	CORPART.1018	\$14.40
COR32/42/52/60/72 Mounting package	711	315AN	CORPART.1019	\$38.80
COR32/42/52/60/72 Security mounting package	-	-	CORPART.1020	\$51.50
MB1F/MB2F/MB3F/MB1V/MB2V/MB3V				
MB1/2 AL mounting package	622	SPBLK	MBPART.1006	\$16.70
MB1/2 AL Security mounting package	-	-	MBPART.1007	\$16.70
MB1F/2F/3F/1V/2V/3V STL mounting package	600, 689	USP, SP28	MBPART.1011	\$16.70
MB1F/2F/3F/1V/2V/3V STL mounting package	622	SPBLK	MBPART.1013	\$16.70
MB1F/2F/3F/1V/2V/3V STL Security mounting package	-	-	MBPART.1014	\$16.70
COR7G/COR9G				
COR7G/9G Nylon roller and bolt package	605, 606	US3, US4	CORPART.1001	\$31.90
COR7G/9G Nylon roller and bolt package	612	US10	CORPART.1022	\$31.90
COR7G/9G Nylon roller and bolt package	613	US10B	CORPART.1023	\$31.90
COR7G/9G Nylon roller and bolt package	625, 626	US26, US26D	CORPART.1024	\$31.90
COR7G/9G Rubber roller and pin package	-	-	CORPART.1002	\$12.70
COR7G/9G Door bracket package	605	US3	CORPART.1003	\$38.20
COR7G/9G Door bracket package	606	US4	CORPART.1004	\$38.20
COR7G/9G Door bracket package	612	US10	CORPART.1005	\$38.20
COR7G/9G Door bracket package	613	US10B	CORPART.1006	\$38.20
COR7G/9G Door bracket package	625	US26	CORPART.1007	\$38.20
COR7G/9G Door bracket package	626	US26D	CORPART.1008	\$38.20
COR7G/9G Rub plate package	-	-	CORPART.1009	\$8.50
COR7G/9G mounting package	605, 606	US3, US4	CORPART.1010	\$25.40
COR7G/9G mounting package	612	US10	CORPART.1011	\$25.40
COR7G/9G mounting package	613	US10B	CORPART.1012	\$25.40
COR7G/9G mounting package	625, 626	US26, US26D	CORPART.1013	\$25.40
COR7G/9G Security mounting package	-	-	CORPART.1021	\$30.10
CB1				
CB1 Roller and pin package	-	-	CBPART.1001	\$8.50
CB1 Mounting package	632, 633	US3, US4	CBPART.1002	\$21.70
CB1 Mounting package	639	US10	CBPART.1003	\$21.70
CB1 Mounting package	640	US10B	CBPART.1004	\$21.70
CB1 Mounting package	600, 651, 652	USP, US26, US26D	CBPART.1005	\$21.70
CB1 Mounting package	622	SPBLK	CBPART.1006	\$21.70
CB1 Security mounting package	-	-	CBPART.1007	\$12.70
SB360				
SB360 Mortise strike package	604	US2C	09-82-604	\$35.30
SB360 Sex bolt package (set of 4)	604	US2C	09-350-604	\$29.10
SB453				
Through bolt with cap nut package (set of 4)	604, 652	US2C, US26D	09-340-626	\$12.30

HINGES & PIVOTS
 PULLS & PLATES
 FLUSH BOLTS & COORDINATORS
 LATCHES, CATCHES & BOLTS
 STOPS
 EXTERIOR HARDWARE
 MISCELLANEOUS
 PARTS

PARTS

DESCRIPTION	BHMA FINISH	US REFERENCE	PART NUMBER	LIST
SB453 (continued)				
Sex bolt package	604, 652	US2C, US26D	09-351-604	\$22.70
SB1630/SB1640/SB1600M1/SB1600M2				
SB1600 Top strike package	603	US2G	SBPART.1001	\$23.20
SB1600 Top strike package	605	US3	SBPART.1002	\$40.30
SB1600 Top strike package	613/640, 695	US10B, SP313	SBPART.1003	\$40.30
SB1600 Top strike package	626/652, 689	US26D, SP28	SBPART.1004	\$27.60
SB1600 Top strike package	706	SP4	SBPART.1015	\$40.30
SB1600 Top strike package	691	SP10	SBPART.1016	\$40.30
SB1600 Top strike package	622	SPBLK	SBPART.1019	\$40.30
SB1600 Bottom strike package	603	US2G	SBPART.1005	\$16.70
SB1600 Bottom strike package	605	US3	SBPART.1006	\$34.50
SB1600 Bottom strike package	613/640, 695	US10B, SP313	SBPART.1007	\$34.50
SB1600 Bottom strike package	626/652, 689	US26D, SP28	SBPART.1008	\$21.70
SB1600 Bottom strike package	706	SP4	SBPART.1020	\$34.50
SB1600 Bottom strike package	691	SP10	SBPART.1021	\$34.50
SB1600 Bottom strike package	622	SPBLK	SBPART.1024	\$34.50
SB1600 Bolt mounting package	-	-	SBPART.1009	\$8.50
SB1600 End plug and stud package	-	-	SBPART.1010	\$12.70
SB1600 Security mounting package	-	-	SBPART.1011	\$16.70
SB1600 Lock housing package	706	SP4	SBPART.1017	\$53.20
SB1600 Lock housing package	691	SP10	SBPART.1018	\$53.20
SB1600 Lock housing package	622	SPBLK	SBPART.1022	\$53.20
SB1600 Lock housing package	695	SP313	SBPART.1023	\$53.20
SB1600 Lock housing package	689	SP28	SBPART.1025	\$53.20
SB1600 Lock housing package	603	US2G	SBPART.1033	\$31.90
SB1600 Lock housing package	605	US3	SBPART.1034	\$53.20
SB1600 Lock housing package	613/640	US10B	SBPART.1035	\$53.20
SB1600 Lock housing package	626/652	US26D	SBPART.1036	\$42.70
SB1600 Sex bolt package (set of 3)	603, 626/652, 689	US2G, US26D, SP28	SBPART.1012	\$39.40
SB1600 Sex bolt package (set of 3)	605	US3	SBPART.1013	\$39.40
SB1600 Sex bolt package (set of 3)	613/640, 695	US10B, SP313	SBPART.1014	\$39.40
SB1600 Sex bolt package (set of 3)	706	SP4	SBPART.1028	\$39.40
SB1600 Sex bolt package (set of 3)	691	SP10	SBPART.1029	\$39.40
SB1600 Sex bolt package (set of 3)	622	SPBLK	SBPART.1032	\$39.40
SB1600 Lock cylinder - 1289	-	-	SBPART.1037	\$25.40
SB1600 Lock cylinder - 1360	-	-	SBPART.1038	\$25.40
SB1600 Lock cylinder - 1390	-	-	SBPART.1039	\$25.40
SB1600 Lock cylinder - 1395	-	-	SBPART.1040	\$25.40
253				
Angle strike package	605	B3	09-33-605	\$27.90
Angle strike package	613	B10B	09-33-613	\$27.90
Angle strike package	626	B26D	09-33-626	\$27.90
Mortise strike package	605	B3	09-22-605	\$12.40
Mortise strike package	613	B10B	09-22-613	\$12.40
Mortise strike package	626	B26D	09-22-626	\$12.40

HINGES & PIVOTS

PULLS & PLATES

FLUSH BOLTS & COORDINATORS

LATCHES, CATCHES & BOLTS

STOPS

EXTERIOR HARDWARE

MISCELLANEOUS

PARTS

PARTS

DESCRIPTION	BHMA FINISH	US REFERENCE	PART NUMBER	LIST
054				
054/253 Mortise strike package	605	B3	09-22-605	\$12.40
054/253 Mortise strike package	613	B10B	09-22-613	\$12.40
054/253 Mortise strike package	626	B26D	09-22-626	\$12.40
S48				
S48/262/265/266 Strike package	605	B3	09-40-605	\$7.60
S48/262/265/266 Strike package	613	B10B	09-40-613	\$7.60
S48/262/265/266 Strike package	626	B26D	09-40-626	\$7.60
482				
482 Plate	605	B3	09-170-605	\$10.00
482 Plate	613	B10B	09-170-613	\$10.00
482 Plate	619, 626	B15, B26D	09-170-626	\$10.00
482 Shim 1/8"	619, 626	B15, B26D	09-576-626	\$23.00
482 Shim 3/8"	619, 626	B15, B26D	09-577-626	\$36.60
RL30				
RL30 Standard strike mounting package	605, 606	US3, US4	RLPART.1001	\$8.10
RL30 Standard strike mounting package	612	US10	RLPART.1002	\$8.10
RL30 Standard strike mounting package	613	US10B	RLPART.1003	\$8.10
RL30 Standard strike mounting package	625, 626	US26, US26D	RLPART.1004	\$8.10
RL30 ASA strike mounting package	605, 606	US3, US4	RLPART.1005	\$12.70
RL30 ASA strike mounting package	612	US10	RLPART.1006	\$12.70
RL30 ASA strike mounting package	613	US10B	RLPART.1007	\$12.70
RL30 ASA strike mounting package	625, 626	US26, US26D	RLPART.1008	\$12.70
RL30 Standard strike security mounting package	-	-	RLPART.1009	\$16.70
RL30 ASA strike security mounting package	-	-	RLPART.1010	\$16.70
RL30 Strike package	605	US3	RLPART.1011	\$25.40
RL30 Strike package	606	US4	RLPART.1012	\$25.40
RL30 Strike package	612	US10	RLPART.1013	\$25.40
RL30 Strike package	613	US10B	RLPART.1014	\$25.40
RL30 Strike package	625	US26	RLPART.1015	\$25.40
RL30 Strike package	626	US26D	RLPART.1016	\$25.40
RL30/32/36 ASA strike package	605	US3	RLPART.1017	\$25.40
RL30/32/36 ASA strike package	606	US4	RLPART.1018	\$25.40
RL30/32/36 ASA strike package	612	US10	RLPART.1019	\$25.40
RL30/32/36 ASA strike package	613	US10B	RLPART.1020	\$25.40
RL30/32/36 ASA strike package	625	US26	RLPART.1021	\$25.40
RL30/32/36 ASA strike package	626	US26D	RLPART.1022	\$25.40
RL30/32/36 ASA strike package	622	US19	RLPART.1065	\$25.40
RL30/1152 Rubber roller, silencers and pin package	-	-	RLPART.1023	\$16.70
RL30/1152 Nylon coated brass roller and pin package	-	-	RLPART.1024	\$16.70
RL30/1152 Nylon roller and pin package	-	-	RLPART.1025	\$14.90
RL30/1152 Roller pin	-	-	RLPART.1026	\$4.30
RL30/1152 Nylon silencers (package of 2)	-	-	RLPART.1027	\$1.90
RL32				
RL32/36 Standard strike mounting package	605, 606	US3, US4	RLPART.1028	\$8.50

HINGES & PIVOTS
 PULLS & PLATES
 FLUSH BOLTS & COORDINATORS
 LATCHES, CATCHES & BOLTS
 STOPS
 EXTERIOR HARDWARE
 MISCELLANEOUS
 PARTS

PARTS

DESCRIPTION	BHMA FINISH	US REFERENCE	PART NUMBER	LIST
RL32 (continued)				
RL32/36 Standard strike mounting package	612	US10	RLPART.1029	\$8.50
RL32/36 Standard strike mounting package	613	US10B	RLPART.1030	\$8.50
RL32/36 Standard strike mounting package	629, 630	US32, US32D	RLPART.1031	\$8.50
RL32/36 ASA strike mounting package	605, 606	US3, US4	RLPART.1032	\$12.70
RL32/36 ASA strike mounting package	612	US10	RLPART.1033	\$12.70
RL32/36 ASA strike mounting package	613	US10B	RLPART.1034	\$12.70
RL32/36 ASA strike mounting package	629, 630	US32, US32D	RLPART.1035	\$12.70
RL32/36 Standard strike security mounting package	-	-	RLPART.1036	\$16.70
RL32/36 ASA strike security mounting package	-	-	RLPART.1037	\$16.70
RL32/36 Strike package	605	US3	RLPART.1038	\$25.40
RL32/36 Strike package	606	US4	RLPART.1039	\$25.40
RL32/36 Strike package	612	US10	RLPART.1040	\$25.40
RL32/36 Strike package	613	US10B	RLPART.1041	\$25.40
RL32/36 Strike package	629	US32	RLPART.1042	\$25.40
RL32/36 Strike package	630	US32D	RLPART.1043	\$25.40
RL30/32/36 ASA strike package	605	US3	RLPART.1017	\$25.40
RL30/32/36 ASA strike package	606	US4	RLPART.1018	\$25.40
RL30/32/36 ASA strike package	612	US10	RLPART.1019	\$25.40
RL30/32/36 ASA strike package	613	US10B	RLPART.1020	\$25.40
RL30/32/36 ASA strike package	625	US26	RLPART.1021	\$25.40
RL30/32/36 ASA strike package	626	US26D	RLPART.1022	\$25.40
RL32 Nylon roller and pin package	-	-	RLPART.1045	\$14.90
RL32 Roller pin	-	-	RLPART.1046	\$4.30
RL36				
RL30/32/36 ASA strike package	630	US26D	RLPART.1022	\$25.40
RL32/36 Standard strike mounting package	630	US32D	RLPART.1031	\$8.50
RL32/36 ASA strike mounting package	630	US32D	RLPART.1035	\$12.70
RL32/36 Standard strike security mounting package	-	-	RLPART.1036	\$16.70
RL32/36 ASA strike security mounting package	-	-	RLPART.1037	\$16.70
RL32/36 Strike package	630	US32D	RLPART.1043	\$25.40
RL38				
RL38 Mounting package	630	US32D	RLPART.1051	\$8.50
RL38 Security mounting package	-	-	RLPART.1053	\$16.70
RL1152				
RL1152 Mounting package	605, 606	US3, US4	RLPART.1054	\$8.50
RL1152 Mounting package	612	US10	RLPART.1055	\$8.50
RL1152 Mounting package	613	US10B	RLPART.1056	\$8.50
RL1152 Mounting package	625, 626	US26, US26D	RLPART.1057	\$8.50
RL1152 Security mounting package	-	-	RLPART.1058	\$16.70
RL1152 Strike package	605	US3	RLPART.1059	\$25.40
RL1152 Strike package	606	US4	RLPART.1060	\$25.40
RL1152 Strike package	612	US10	RLPART.1061	\$25.40
RL1152 Strike package	613	US10B	RLPART.1062	\$25.40
RL1152 Strike package	625	US26	RLPART.1063	\$25.40

HINGES & PIVOTS

PULLS & PLATES

FLUSH BOLTS & COORDINATORS

LATCHES, CATCHES & BOLTS

STOPS

EXTERIOR HARDWARE

MISCELLANEOUS

PARTS

PARTS

DESCRIPTION	BHMA FINISH	US REFERENCE	PART NUMBER	LIST
RL1152 (continued)				
RL1152 Strike package	626	US26D	RLPART.1064	\$25.40
RL30/1152 Rubber roller, silencers and pin package	-	-	RLPART.1023	\$16.70
RL30/1152 Brass roller and pin package	-	-	RLPART.1024	\$16.70
RL30/1152 Nylon roller and pin package	-	-	RLPART.1025	\$14.90
RL30/1152 Roller pin	-	-	RLPART.1026	\$4.30
RL30/1152 Nylon silencers (package of 2)	-	-	RLPART.1027	\$1.90
AS18				
AS18 Mounting package	605, 606	US3, US4	ASPART.1001	\$8.50
AS18 Mounting package	612	US10	ASPART.1002	\$8.50
AS18 Mounting package	613	US10B	ASPART.1003	\$8.50
AS18 Mounting package	625, 626	US26, US26D	ASPART.1004	\$8.50
Silencer (package of 10)	-	-	ASPART.1005	\$8.50
AS18 Security mounting package	-	-	ASPART.1006	\$16.70
AS895				
AS895 Mounting package	605, 606	US3, US4	ASPART.1007	\$8.50
AS895 Mounting package	612	US10	ASPART.1008	\$8.50
AS895 Mounting package	613	US10B	ASPART.1009	\$8.50
AS895 Mounting package	625, 626	US26, US26D	ASPART.1010	\$8.50
AS895 Security mounting package	-	-	ASPART.1011	\$16.70
335				
335 Strike and mounting package	613	B10B	09-45-613	\$9.40
335 Strike and mounting package	619	B15	09-45-619	\$9.40
336				
336 Strike and mounting package	605	B3	09-47-605	\$10.00
336 Strike and mounting package	613	B10B	09-47-613	\$10.00
336 Strike and mounting package	619	B26D	09-47-626	\$10.00
347				
347 Strike and mounting package	605	B3	09-53-605	\$9.40
347 Strike and mounting package	613	B10B	09-53-613	\$9.40
347 Strike and mounting package	619	B15	09-53-619	\$9.40
347 Strike and mounting package	625	B26	09-53-625	\$9.40
347 Strike and mounting package	626	B26D	09-53-626	\$9.40
349				
349 Strike and mounting package	605	B3	09-61-605	\$9.40
349 Strike and mounting package	613	B10B	09-61-613	\$9.40
349 Strike and mounting package	626	B26D	09-61-626	\$9.40
353/354 Angle strike package	626	B26D	09-33-626	\$27.90
353/354 Mortise strike package	605	B3	09-22-605	\$12.40
353/354 Mortise strike package	613	B10B	09-22-613	\$12.40
353/354 Mortise strike package	626	B26D	09-22-626	\$12.40
CL11				
CL11 Mounting package	605, 606	US3, US4	CLPART.1001	\$10.60
CL11 Mounting package	612	US10	CLPART.1002	\$10.60
CL11 Mounting package	626	US26D	CLPART.1003	\$10.60

HINGES & PIVOTS
 PULLS & PLATES
 FLUSH BOLTS & COORDINATORS
 LATCHES, CATCHES & BOLTS
 STOPS
 EXTERIOR HARDWARE
 MISCELLANEOUS
 PARTS

PARTS

DESCRIPTION	BHMA FINISH	US REFERENCE	PART NUMBER	LIST
CL11 (continued)				
CL11 Hook package	605	US3	CLPART.1004	\$25.40
CL11 Hook package	606	US4	CLPART.1005	\$21.70
CL11 Hook package	612	US10	CLPART.1006	\$21.70
CL11 Hook package	626	US26D	CLPART.1007	\$21.70
CL11 Security mounting package	-	-	CLPART.1008	\$21.70
CL12				
CL12 Mounting package	605, 606	US3, US4	CLPART.1009	\$10.60
CL12 Mounting package	612	US10	CLPART.1010	\$10.60
CL12 Mounting package	626	US26D	CLPART.1011	\$10.60
CL12 Hook package	605	US3	CLPART.1012	\$25.40
CL12 Hook package	606	US4	CLPART.1013	\$21.70
CL12 Hook package	612	US10	CLPART.1014	\$21.70
CL12 Hook package	626	US26D	CLPART.1015	\$21.70
CL12 Security mounting package	-	-	CLPART.1016	\$25.40
CL14				
CL14 Mounting package	605, 606	US3, US4	CLPART.1017	\$6.40
CL14 Mounting package	612	US10	CLPART.1018	\$6.40
CL14 Mounting package	626	US26D	CLPART.1019	\$6.40
CL14 Security mounting package	-	-	CLPART.1020	\$8.50
CL21				
CL21 Mounting package	626	US26D	CLPART.1021	\$6.40
CL21 Hook package	626	US26D	CLPART.1022	\$30.10
CL21 Security mounting package	-	-	CLPART.1023	\$8.50
CL21A				
CL21A mounting package	605, 606	US3, US4	CLPART.1024	\$8.50
CL21A mounting package	612	US10	CLPART.1025	\$8.50
CL21A mounting package	625, 626	US26, US26D	CLPART.1027	\$8.50
CL21A Hook package	605	US3	CLPART.1028	\$30.10
CL21A Hook package	606	US4	CLPART.1029	\$25.40
CL21A Hook package	612	US10	CLPART.1030	\$25.40
CL21A Hook package	625	US26	CLPART.1032	\$30.10
CL21A Hook package	626	US26D	CLPART.1033	\$25.40
CL21A Security mounting package	-	-	CLPART.1034	\$16.70
CL22				
CL22 Mounting package	605, 606	US3, US4	CLPART.1035	\$8.50
CL22 Mounting package	612	US10	CLPART.1036	\$8.50
CL22 Mounting package	625, 626	US26, US26D	CLPART.1038	\$8.50
CL22 Hook package	605	US3	CLPART.1039	\$21.70
CL22 Hook package	606	US4	CLPART.1040	\$16.70
CL22 Hook package	612	US10	CLPART.1041	\$16.70
CL22 Hook package	625	US26	CLPART.1043	\$21.70
CL22 Hook package	626	US26D	CLPART.1044	\$16.70
CL22 Security mounting package	-	-	CLPART.1045	\$16.70

HINGES & PIVOTS

PULLS & PLATES

FLUSH BOLTS & COORDINATORS

LATCHES, CATCHES & BOLTS

STOPS

EXTERIOR HARDWARE

MISCELLANEOUS

PARTS

PARTS

DESCRIPTION	BHMA FINISH	US REFERENCE	PART NUMBER	LIST
FS13/FS17				
FS13/17 Rubber (package of 6)	-	-	FSPART.1013	\$25.40
FS13/17 Mounting package	605, 606	US3, US4	FSPART.1014	\$4.30
FS13/17 Mounting package	612	US10	FSPART.1015	\$4.30
FS13/17 Mounting package	613	US10B	FSPART.1016	\$4.30
FS13/17 Mounting package	625, 626	US26, US26D	FSPART.1017	\$4.30
FS13/17 Security mounting package	-	-	FSPART.1018	\$4.30
FS434				
FS434 Rubber	-	-	09-318	\$6.20
430				
60-65/70/430	RT Rubber, order in quantities of 100 (Price per package of 100)		RT (WSPART.1075)	\$118.80
60-65/70/430	Black rubber tip, order in quantities of 100 (Price per package of 100)		WSPART.1089	\$120.00
FS441				
FS441/442/451 Rubber	-	-	09-315	\$3.20
FS9				
FS9 Hook package	605	US3	FSPART.1001	\$74.40
FS9 Hook package	606	US4	FSPART.1002	\$74.40
FS9 Hook package	612	US10	FSPART.1003	\$74.40
FS9 Hook package	613	US10B	FSPART.1004	\$64.00
FS9 Hook package	625	US26	FSPART.1005	\$74.40
FS9 Hook package	626	US26D	FSPART.1006	\$64.00
FS9 Mounting package	605, 606	US3, US4	FSPART.1007	\$8.50
FS9 Mounting package	612	US10	FSPART.1008	\$8.50
FS9 Mounting package	613	US10B	FSPART.1009	\$8.50
FS9 Mounting package	625, 626	US26, US26D	FSPART.1010	\$8.50
FS9 Security mounting package	-	-	FSPART.1011	\$12.70
FS9 Stud and lead anchor package	-	-	FSPART.1012	\$12.70
FS40/FS41/FS42/FS43				
FS40 Strike package	605	US3	FSPART.1019	\$44.70
FS40 Strike package	606	US4	FSPART.1020	\$42.70
FS40 Strike package	612	US10	FSPART.1021	\$42.70
FS40 Strike package	613	US10B	FSPART.1022	\$53.20
FS40 Strike package	625	US26	FSPART.1023	\$44.70
FS40 Strike package	626	US26D	FSPART.1024	\$42.70
FS41 Strike package	605	US3	FSPART.1034	\$44.70
FS41 Strike package	606	US4	FSPART.1035	\$42.70
FS41 Strike package	612	US10	FSPART.1036	\$42.70
FS41 Strike package	613	US10B	FSPART.1037	\$53.20
FS41 Strike package	625	US26	FSPART.1038	\$44.70
FS41 Strike package	626	US26D	FSPART.1039	\$42.70
FS42 Strike package	605	US3	FSPART.1040	\$44.70
FS42 Strike package	606	US4	FSPART.1041	\$42.70
FS42 Strike package	612	US10	FSPART.1042	\$42.70

PARTS

DESCRIPTION	BHMA FINISH	US REFERENCE	PART NUMBER	LIST
FS40/FS41/FS42/FS43 (continued)				
FS42 Strike package	613	US10B	FSPART.1043	\$53.20
FS42 Strike package	625	US26	FSPART.1044	\$44.70
FS42 Strike package	626	US26D	FSPART.1045	\$42.70
FS43 Strike package	605	US3	FSPART.1046	\$44.70
FS43 Strike package	606	US4	FSPART.1047	\$42.70
FS43 Strike package	612	US10	FSPART.1048	\$42.70
FS43 Strike package	613	US10B	FSPART.1049	\$53.20
FS43 Strike package	625	US26	FSPART.1050	\$44.70
FS43 Strike package	626	US26D	FSPART.1051	\$42.70
FS40/41/42/43 Strike mounting package	605, 606	US3, US4	FSPART.1025	\$8.50
FS40/41/42/43 Strike mounting package	612	US10	FSPART.1026	\$8.50
FS40/41/42/43 Strike mounting package	613	US10B	FSPART.1027	\$8.50
FS40/41/42/43 Strike mounting package	625, 626	US26, US26D	FSPART.1028	\$8.50
FS40/41/42/43 Body mounting package	605, 606	US3, US4	FSPART.1029	\$8.50
FS40/41/42/43 Body mounting package	612	US10	FSPART.1030	\$8.50
FS40/41/42/43 Body mounting package	613	US10B	FSPART.1031	\$8.50
FS40/41/42/43 Body mounting package	625, 626	US26, US26D	FSPART.1032	\$8.50
FS40/41/42/43 Security mounting package	-	-	FSPART.1033	\$30.10
WS11				
WS11/11X/20/33 Rubber (package of 6)	-	-	WSPART.1001	\$25.40
WS11/33 Mounting package	605, 606	US3, US4	WSPART.1002	\$6.40
WS11/33 Mounting package	612	US10	WSPART.1003	\$6.40
WS11/33 Mounting package	613	US10B	WSPART.1004	\$6.40
WS11/33 Mounting package	625, 626	US26, US26D	WSPART.1005	\$6.40
WS11/33 Security mounting package	-	-	WSPART.1006	\$16.70
WS11X				
WS11/11X/20/33 Rubber (package of 6)	-	-	WSPART.1001	\$25.40
WS11X/33X mounting package	605, 606	US3, US4	WSPART.1029	\$10.60
WS11X/33X mounting package	612	US10	WSPART.1030	\$10.60
WS11X/33X mounting package	613	US10B	WSPART.1031	\$10.60
WS11X/33X mounting package	625, 626	US26, US26D	WSPART.1032	\$10.60
WS11X/33X Security mounting package	-	-	WSPART.1033	\$14.90
WS20				
WS11/11X/20/33 Rubber (package of 6)	-	-	WSPART.1001	\$25.40
WS20/20X Strike package	605	US3	WSPART.1008	\$21.70
WS20/20X Strike package	606	US4	WSPART.1009	\$21.70
WS20/20X Strike package	612	US10	WSPART.1010	\$21.70
WS20/20X Strike package	613	US10B	WSPART.1011	\$21.70
WS20/20X Strike package	625	US26	WSPART.1012	\$21.70
WS20/20X Strike package	626	US26D	WSPART.1013	\$21.70
WS20 Mounting package	605, 606	US3, US4	WSPART.1014	\$10.60
WS20 Mounting package	612	US10	WSPART.1015	\$10.60
WS20 Mounting package	613	US10B	WSPART.1016	\$10.60
WS20 Mounting package	625, 626	US26, US26D	WSPART.1017	\$10.60
WS20 Security mounting package	-	-	WSPART.1018	\$21.70

HINGES & PIVOTS

PULLS & PLATES

FLUSH BOLTS & COORDINATORS

LATCHES, CATCHES & BOLTS

STOPS

EXTERIOR HARDWARE

MISCELLANEOUS

PARTS

PARTS

DESCRIPTION	BHMA FINISH	US REFERENCE	PART NUMBER	LIST
WS20X				
WS11/11X/20/33 Rubber (package of 6)	-	-	WSPART.1001	\$25.40
WS20/20X Strike package	605	US3	WSPART.1008	\$21.70
WS20/20X Strike package	606	US4	WSPART.1009	\$21.70
WS20/20X Strike package	612	US10	WSPART.1010	\$21.70
WS20/20X Strike package	613	US10B	WSPART.1011	\$21.70
WS20/20X Strike package	625	US26	WSPART.1012	\$21.70
WS20/20X Strike package	626	US26D	WSPART.1013	\$21.70
WS20X mounting package	605, 606	US3, US4	WSPART.1019	\$16.70
WS20X mounting package	612	US10	WSPART.1020	\$16.70
WS20X mounting package	613	US10B	WSPART.1021	\$16.70
WS20X mounting package	625, 626	US26, US26D	WSPART.1022	\$16.70
WS20X Security mounting package	-	-	WSPART.1023	\$25.40
WS33				
WS11/11X/20/33 Rubber (package of 6)	-	-	WSPART.1001	\$25.40
WS11/33 Mounting package	605, 606	US3, US4	WSPART.1002	\$6.40
WS11/33 Mounting package	612	US10	WSPART.1003	\$6.40
WS11/33 Mounting package	613	US10B	WSPART.1004	\$6.40
WS11/33 Mounting package	625, 626	US26, US26D	WSPART.1005	\$6.40
WS11/33 Security mounting package	-	-	WSPART.1006	\$16.70
WS33X				
WS11/11X/20/33 Rubber (package of 6)	-	-	WSPART.1001	\$25.40
WS11X/33X mounting package	605, 606	US3, US4	WSPART.1029	\$10.60
WS11X/33X mounting package	612	US10	WSPART.1030	\$10.60
WS11X/33X mounting package	613	US10B	WSPART.1031	\$10.60
WS11X/33X mounting package	625, 626	US26, US26D	WSPART.1032	\$10.60
WS11X/33X Security mounting package	-	-	WSPART.1033	\$14.90
WS65				
60-65/70/430	RT Rubber, order in quantities of 100 (Price per package of 100)		RT (WSPART.1075)	\$118.80
60-65/70/430	Black rubber tip, order in quantities of 100 (Price per package of 100)		WSPART.1089	\$120.00
WS443				
Rubber tip, order in quantities of 100	-	-	09-316	\$3.20
WS445				
Rubber tip, order in quantities of 100	-	-	09-316	\$3.20
WS447				
Rubber tip, order in quantities of 100	-	-	09-316	\$3.20
WS449				
Rubber tip, order in quantities of 100	-	-	09-316	\$3.20
WS40				
WS40 Hook package	605	US3	WSPART.1034	\$23.20
WS40 Hook package	606	US4	WSPART.1035	\$21.70
WS40 Hook package	612	US10	WSPART.1036	\$21.70
WS40 Hook package	613	US10B	WSPART.1037	\$21.70
WS40 Hook package	625	US26	WSPART.1038	\$23.20

PARTS

DESCRIPTION	BHMA FINISH	US REFERENCE	PART NUMBER	LIST
WS40 (continued)				
WS40 Hook package	626	US26D	WSPART.1039	\$21.70
WS40 Hook package	628	US28	WSPART.1040	\$18.90
WS40 Mounting package	605, 606	US3, US4	WSPART.1041	\$12.70
WS40 Mounting package	612	US10	WSPART.1042	\$12.70
WS40 Mounting package	613	US10B	WSPART.1043	\$12.70
WS40 Mounting package	625, 626, 628	US26, US26D, US28	WSPART.1044	\$12.70
WS40 Security mounting package	-	-	WSPART.1045	\$25.40
WS45				
WS45 Hook package	605	US3	WSPART.1046	\$112.50
WS45 Hook package	606	US4	WSPART.1047	\$106.40
WS45 Hook package	612	US10	WSPART.1048	\$106.40
WS45 Hook package	613	US10B	WSPART.1049	\$106.40
WS45 Hook package	625	US26	WSPART.1050	\$112.50
WS45 Hook package	626	US26D	WSPART.1051	\$110.40
WS45 Mounting package	605, 606	US3, US4	WSPART.1052	\$12.70
WS45 Mounting package	612	US10	WSPART.1053	\$12.70
WS45 Mounting package	613	US10B	WSPART.1054	\$12.70
WS45 Mounting package	625, 626	US26, US26D	WSPART.1055	\$12.70
WS45 Security mounting package	-	-	WSPART.1056	\$31.90
WS45X				
WS45X Hook package	605	US3	WSPART.1057	\$119.00
WS45X Hook package	606	US4	WSPART.1058	\$110.40
WS45X Hook package	612	US10	WSPART.1059	\$110.40
WS45X Hook package	613	US10B	WSPART.1060	\$110.40
WS45X Hook package	625	US26	WSPART.1061	\$119.00
WS45X Hook package	626	US26D	WSPART.1062	\$119.00
WS45X mounting package	605, 606	US3, US4	WSPART.1063	\$21.70
WS45X mounting package	612	US10	WSPART.1064	\$21.70
WS45X mounting package	613	US10B	WSPART.1065	\$21.70
WS45X mounting package	625, 626	US26, US26D	WSPART.1066	\$21.70
WS45X Security mounting package	-	-	WSPART.1067	\$31.90
FS452				
FS452/455	Rubber, order in quantities of 100 (Price per package of 100)		HRT (FSPART.1075)	\$180.00
FS455				
FS452/455	Rubber, order in quantities of 100 (Price per package of 100)		HRT (FSPART.1075)	\$180.00
FS544/FS555				
FS544/555 Rubber - threaded (package of 6)	-	-	FSPART.1052	\$25.40
FS544/555 Mounting package	706	SP4	FSPART.1054	\$6.40
FS544/555 Mounting package	691	SP10	FSPART.1055	\$6.40
FS544/555 Mounting package	695	SP313	FSPART.1056	\$6.40
FS544/555 Mounting package	689	SP28	FSPART.1057	\$6.40
FS544/555 Mounting package	622	SPBLK	FSPART.1058	\$6.40

PARTS

DESCRIPTION	BHMA FINISH	US REFERENCE	PART NUMBER	LIST
FS544/555 (continued)				
FS544/555 Security mounting package	-	-	FSPART.1059	\$16.70
FS544/555 Rubber with screw	-	-	FSPART.1074	\$4.30
FS1153				
FS1153 Rubber package	-	-	FSPART.1060	\$4.30
FS1153 Mounting package	628	US28	FSPART.1061	\$4.30
FS1153 Security mounting package	-	-	FSPART.1062	\$8.50
FS1154				
FS1154 Rubber package	-	-	FSPART.1063	\$4.30
FS1154 Mounting package	605, 606	US3, US4	FSPART.1064	\$6.40
FS1154 Mounting package	612	US10	FSPART.1065	\$6.40
FS1154 Mounting package	613	US10B	FSPART.1066	\$6.40
FS1154 Mounting package	625, 626	US26, US26D	FSPART.1067	\$6.40
FS1154 Security mounting package	-	-	FSPART.1068	\$12.70
RB470/RB471/RB472				
RB470/471/472 Roller, bushing and rivet package	619 (Only available on RB472), 626	US15, US26D	09-137-626	\$8.10
060/061				
060/061	SRT Rubber, order in quantities of 100 (Price per package of 100)		SRT (WSPART.1076)	\$60.00
60				
60-65/70/430	RT Rubber, order in quantities of 100 (Price per package of 100)		RT (WSPART.1075)	\$118.80
60-65/70/430	Black rubber tip, order in quantities of 100 (Price per package of 100)		WSPART.1089	\$120.00
61				
60-65/70/430	RT Rubber, order in quantities of 100 (Price per package of 100)		RT (WSPART.1075)	\$118.80
60-65/70/430	Black rubber tip, order in quantities of 100 (Price per package of 100)		WSPART.1089	\$120.00
62				
60-65/70/430	RT Rubber, order in quantities of 100 (Price per package of 100)		RT (WSPART.1075)	\$118.80
60-65/70/430	Black rubber tip, order in quantities of 100 (Price per package of 100)		WSPART.1089	\$120.00
64				
60-65/70/430	RT Rubber, order in quantities of 100 (Price per package of 100)		RT (WSPART.1075)	\$118.80
60-65/70/430	Black rubber tip, order in quantities of 100 (Price per package of 100)		WSPART.1089	\$120.00
69				
69 Rubber tip	(Price per package of 100)		09-310	\$110.00
70				
60-65/70/430	RT Rubber, order in quantities of 100 (Price per package of 100)		RT (WSPART.1075)	\$118.80
60-65/70/430	Black rubber tip, order in quantities of 100 (Price per package of 100)		WSPART.1089	\$120.00

PARTS

DESCRIPTION	BHMA FINISH	US REFERENCE	PART NUMBER	LIST
72/73				
60-65/70/430	RT Rubber, order in quantities of 100 (Price per package of 100)		RT (WSPART.1075)	\$118.80
60-65/70/430	Black rubber tip, order in quantities of 100 (Price per package of 100)		WSPART.1089	\$120.00
SR64				
SR64 Installation pin	-	-	SRPART.1001	\$1.90
SR64 Installation pin (package of 10)	-	-	SRPART.1002	\$21.70
CS115				
CS115/SB453/454/0454 Through bolt with cap nut package (set of 4)	626	US26D	09-340-626	\$12.30
Sex bolt package	604, 626	US2C, US26D	09-351-604	\$22.70
LG1				
LG1/7 Mounting package	603*, 630	US2G, US32D	LGPART.1001	\$8.50
LG1/7 Mounting package	600*	USP	LGPART.1002	\$21.70
LG1/7 Mounting package	606*	US4	LGPART.1003	\$21.70
LG1/7 Mounting package	612*	US10	LGPART.1004	\$21.70
LG1/7 Mounting package	695*	SP313	LGPART.1005	\$21.70
* Not available on LG7.				
LG7				
LG1/7 Mounting package	630	US32D	LGPART.1001	\$8.50
LG10				
LG10/12/14 Mounting package	600, 630	USP, US32D	LGPART.1007	\$6.40
LG10/12/14 Security mounting package	-	-	LGPART.1008	\$16.70
LG11				
LG11/13 Mounting package	630, 695	US32D, SP313	LGPART.1009	\$6.40
LG11/13 Security mounting package	-	-	LGPART.1010	\$8.50
LG12				
LG10/12/14 Mounting package	600, 630	USP, US32D	LGPART.1007	\$6.40
LG10/12/14 Security mounting package	-	-	LGPART.1008	\$16.70
LG13				
LG11/13 Mounting package	630, 695	US32D, SP313	LGPART.1009	\$6.40
LG11/13 Security mounting package	-	-	LGPART.1010	\$8.50
LG14				
LG10/12/14 Mounting package	630	US32D	LGPART.1007	\$6.40
LG10/12/14 Security mounting package	-	-	LGPART.1008	\$16.70
U696				
696-700-701 Viewer cover	606	B4	890312606	\$2.80
696-700-701 Viewer cover	613	B10B	890312613	\$2.80
696-700-701 Viewer cover	619	B15	890312619	\$2.80
696-700-701 Viewer cover	622	B-BLK	890312622	\$2.80
696-700-701 Viewer cover	625	B26	890312625	\$2.80
696-700-701 Viewer cover	626	B26D	890312626	\$2.80
696-700-701 Viewer cover	-	B-643e/716	890312716	\$2.80
696-700-701 Viewer extension	626	B26D	890314626	\$4.10
View trim washer	606	B4	09-241-606	\$0.30

PARTS

DESCRIPTION	BHMA FINISH	US REFERENCE	PART NUMBER	LIST
U696 (continued)				
View trim washer	626	B26D	09-241-626	\$0.30
698/U698				
698 Viewer cover	605	B3	890311605	\$3.50
698 Viewer cover	619*	B15	890311619	\$3.50
698 Viewer cover	622*	B-BLK	890311622	\$3.50
698 Viewer cover	625*	B26	890311625	\$3.50
698 Viewer cover	626	B26D	890311626	\$3.50
698 Viewer cover	-	B-643e/716	890311716	\$3.50
698 Viewer extension	626	B26D	890313626	\$5.60
* Not available on 698.				
700/U700				
696-700-701 Viewer cover	606	B4	890312606	\$2.80
696-700-701 Viewer cover	613*	B10B	890312613	\$2.80
696-700-701 Viewer cover	619*	B15	890312619	\$2.80
696-700-701 Viewer cover	622*	B-BLK	890312622	\$2.80
696-700-701 Viewer cover	625*	B26	890312625	\$2.80
696-700-701 Viewer cover	626*	B26D	890312626	\$2.80
696-700-701 Viewer cover	-	B-643e/716	890312716	\$2.80
696-700-701 Viewer extension	626	B26D	890314626	\$4.10
View trim washer	606	B4	09-241-606	\$0.30
View trim washer	613*	B10B	09-241-613	\$0.30
View trim washer	626*	B26D	09-241-626	\$0.30
* Not available on 700.				
701/U701				
696-700-701 Viewer cover	606	B4	890312606	\$2.80
696-700-701 Viewer cover	613*	B10B	890312613	\$2.80
696-700-701 Viewer cover	619*	B15	890312619	\$2.80
696-700-701 Viewer cover	622*	B-BLK	890312622	\$2.80
696-700-701 Viewer cover	625*	B26	890312625	\$2.80
696-700-701 Viewer cover	626*	B26D	890312626	\$2.80
696-700-701 Viewer cover	-	B-643e/716	890312716	\$2.80
696-700-701 Viewer extension	626	B26D	890314626	\$4.10
View trim washer	606	B4	09-241-606	\$0.30
View trim washer	613*	B10B	09-241-613	\$0.30
View trim washer	626*	B26D	09-241-626	\$0.30
* Not available on 700.				
620				
Sex bolt package (set of 4)	605	B3, B-505	09-355-605	\$16.00
Sex bolt package (set of 4)	613	B10B, B-613	09-355-613	\$19.20
Sex bolt package (set of 4)	609, 620	B15, B-619, B15A, B-620	09-355-626	\$19.20

HINGES & PIVOTS
 PULLS & PLATES
 FLUSH BOLTS & COORDINATORS
 LATCHES, CATCHES & BOLTS
 STOPS
 EXTERIOR HARDWARE
 MISCELLANEOUS
 PARTS

About Allegion

Allegion (NYSE: ALLE) is a global pioneer in seamless access, with leading brands like CISA®, Interflex®, LCN®, Schlage®, SimonsVoss® and Von Duprin®. Focusing on security around the door and adjacent areas, Allegion secures people and assets with a range of solutions for homes, businesses, schools and institutions. Allegion had \$2.7 billion in revenue in 2020, and its security products are sold around the world.

For more, visit www.allegion.com

KRYPTONITE ■ LCN ■  ■ STEELCRAFT ■ VON DUPRIN