

Where Trust is Built™

DETEX®

Life Safety, Security and Security Assurance

PRICE LIST

Effective August 1, 2019



ADVANTEX®

AO19 SERIES



ECL™

EAX®



VALUE SERIES®

NOTES

TABLE OF CONTENTS

| | |
|--------------------------------------|----|
| Finishes Cross Reference Chart | 7 |
| Order Conditions | 8 |
| Warranties | 9 |
| MAP Policy | 10 |
| Standards and Certifications | 10 |

Life Safety and Security Door Hardware **ADVANTEK (Superior Heavy Duty Exit Devices)**

Wide Stile Devices

| | |
|-----------------------------------------------------------|----|
| 10 Series Rim Device | 13 |
| 20/21 Series Surface Vertical Rod Device..... | 15 |
| 27 Series High Security Surface Vertical Rod Device | 16 |
| 30 Series Mortise Lock Device | 19 |
| Outside Trims for 10/20/21/30 Series Devices | 20 |
| FSB Levers and Trims | 21 |

Narrow Stile Devices

| | |
|-------------------------------------------------|----|
| 40 Series Rim Device | 23 |
| 50/51 Series Surface Vertical Rod Device..... | 25 |
| Outside Trims for 40/50/51 Series Devices | 26 |
| FSB Levers and Trims | 27 |

Narrow Stile Concealed Vertical Rod Devices

| | |
|----------------------------------------------------------------|----|
| 60/61 Series Concealed Vertical Rod Device (aluminum door)... | 29 |
| 62/63 Series Concealed Vertical Rod Device (hollow metal door) | 30 |
| Outside Trims for 60/61/62/63 Series Devices | 32 |
| FSB Levers and Trims | 33 |

Wide Stile Concealed Vertical Rod Devices

| | |
|----------------------------------------------------------------|-----------|
| 70/71 Series Concealed Vertical Rod Device (wood door)..... | 35 |
| 80/81 Series Concealed Vertical Rod Device (hollow metal door) | 36 |
| 82/83 Series Concealed Vertical Rod Device (aluminum door)... | 37 |
| 87 Series High Security Concealed Vertical Rod Device | 38 |
| Outside Trims for 70/71/80/81/82/83 Series Devices | 40 |
| FSB Levers and Trims | 41 |
| 00/01/04/05 Series No Latch Rail/Dummy Rim Device | 42 |
| Advantex Trim Cross Reference Matrix..... | 44 |
| Advantex Exit Device Cross Reference Matrix..... | 48 |
| Advantex Electrified Function Cross Reference Matrix | 49 |
| Electrified Options | 50 |
| Advantex Easy Price Reference Chart | 58 |
| Parts & Accessories..... | 62 |

TABLE OF CONTENTS (cont'd.)

VALUESERIES® (Premium Economical Exit Devices)

Wide & Narrow Stile Devices

| | |
|-----------------------------------------------------------------------------|-----------|
| Value Series V40 Rim Device..... | 68 |
| Value Series V40xNS Narrow Stile Rim Device | 69 |
| Value Series V50/V51 Surface Vertical Rod Device..... | 72 |
| Value Series V50xNS/V51xNS Narrow Stile Surface Vertical Rod Device..... | 73 |
| Outside Trims for V40/V50/V51 Devices | 74 |
| Value Series Trim Cross Reference Matrix..... | 77 |
| Value Series Exit Device Cross Reference Matrix..... | 78 |
| Value Series Electrified Function Cross Reference Matrix | 79 |
| Electrified Options | 80 |
| Value Series Easy Price Reference Chart | 86 |
| Parts & Accessories | 88 |

Series 800

| | |
|--------------------------------------|----|
| Power Supplies..... | 94 |
| Power Supply Logic Controllers | 96 |
| Power Supply Accessories | 97 |

Mullions

| | |
|-----------------|----|
| 90 Series | 98 |
|-----------------|----|

AO19 SERIES® (Low Energy Automatic Door Operators)

| | |
|---------------------------------------------------------|-----|
| Automatic Operator - How to Order..... | 100 |
| Automatic Operator - AO19-1 (Single Door)..... | 101 |
| Automatic Operator - AO19-2 (Pair of Doors)..... | 102 |
| Automatic Operator - AO19-3 (Double Egress Doors) | 103 |
| Automatic Operator - AO19 Parts/Accessories | 105 |

TABLE OF CONTENTS (cont'd.)

ECL (Exit Control Locks)

| | |
|-------------------------------------------------------|-----|
| Exit Control Locks (ECL-230D, ECL-600) | 113 |
| Accessories (ECL-230D, ECL-600)..... | 114 |
| Keepers and Strike Kits | 115 |
| Multi-Point Security (ECL-230DxVRA) | 116 |
| Exit Control Locks (ECL-230X Single Point Lock) | 117 |
| Exit Control Locks (ECL-230X 2-Point Lock) | 118 |
| Exit Control Locks (ECL-230X 3-Point Lock) | 119 |
| Exit Control Locks Trim (ECL-230X) | 120 |
| Hinge Side Bolts (DX1, DX2, DX3) | 120 |
| Exit Control Locks Accessories (ECL-230X) | 121 |
| Cylinders and Accessories | 122 |
| Rim or Mortise Cylinder? | 123 |

EAX® (Exit Alarms)

| | |
|-----------------------------------------------------------|-----|
| Exit Alarms - EAX-500 | 124 |
| Exit Alarms - EAX-2500 | 125 |
| Exit Alarms - EAX-3500 | 126 |
| Door Prop Alarms (EAX-300 Series and EAX-400 Series)..... | 127 |
| Remote Alarms (CS-900 and CS-2900) | 128 |
| Door Switches | 129 |
| Accessories | 130 |
| Power Sources | 131 |

Redi-Key

| | |
|-----------------|-----|
| Key Vaults..... | 132 |
|-----------------|-----|

DTX® (Access Control)

| | |
|-----------------------------------|-----|
| DTX-2000 Series | 134 |
| DTX-4000 Series How to Order..... | 135 |
| DTX-4000 Series | 135 |
| Options and Accessories | 138 |
| Anti-tailgate Pedestals..... | 139 |

TABLE OF CONTENTS (cont'd.)

Miscellaneous

| | |
|---------------------------------------|-----|
| Keyswitches and Covers | 140 |
| Motion Sensor | 140 |
| Push Buttons | 141 |
| Electric Strikes..... | 141 |
| Electromagnetic Locks | 142 |
| Weatherized Horns/Strobes | 142 |
| Relay Kits | 142 |
| Power Transfers/Electric Hinges | 143 |
| Remote Indicating Panels..... | 143 |

Integrated Door Security Systems

EasyKit[®]















| | |
|----------------------------------------|-----|
| Access Control Doors..... | 149 |
| Delayed Egress Doors..... | 152 |
| Weatherized Delayed Egress Doors | 153 |
| Electrified Dogging | 154 |
| Automatically Operated Doors..... | 156 |

Safety, Security and Risk Management

| | |
|-----------------------------------------|-----|
| Order Conditions | 160 |
| ProxiPen / TopGuard Patrol | 161 |
| RELIANT[™] PLUS | 162 |

| | |
|---------------------|-----|
| Helpful Links | 164 |
| Support | 165 |
| DSI..... | 166 |

FINISHES CROSS REFERENCE CHART

| BHMA | US | Description | BHMA | US | Description |
|-----------------------------------------------------------------------------------|-----------|---------------------------------------|-----------------------------------------------------------------------------------|-----------|--------------------------|
|  | 605 US3 | Brass, bright - PVD |  | 628 US28 | Aluminum, satin |
|  | 606 US4 | Brass, satin - PVD |  | 629 US32 | Stainless Steel, bright |
|  | 611 US9 | Bronze, bright - PVD |  | 630 US32D | Stainless Steel, satin |
|  | 612 US10 | Bronze, satin - PVD |  | 689 SP28 | Lacquer-sprayed Aluminum |
|  | 613 US10B | Bronze, oil-rubbed |  | 693 SPBLK | Black, painted |
|  | 625 US26 | Chromium, bright (See Detex trims) |  | 695 SP313 | Dark Bronze, painted |
|  | 626 US26D | Chromium, satin |  | 711 DC35 | Anodized Aluminum, black |

ORDER CONDITIONS

Prices: Prices are subject to change without notice. **No prices are guaranteed;** all shipments will be made at prices prevailing at the time of receipt of order.

Terms: Net 45 days. Past due accounts may be subject to a shipping hold.

Acceptance: We reserve the right to decline an order, in whole or part, when the type or quantity of goods or creditworthiness of the purchaser is not satisfactory.

Delivery: All shipments are Ex Works* Factory New Braunfels, Texas. **Freight allowance (ground service only) will be based on individual shipments of \$7,500 or more in the contiguous U.S. and Canada.** Most standard products in standard finish are typically built and shipped from Detex within 5 working days from receipt of order. Detex has consistently met the 5-day fill rate standard 99% of the time for the past 5 years. **To continue to provide this level of on-time production and maintain this fill rate, Detex must charge a 20% special handling fee for any order requiring shipping in less than 5 days.** Orders will ship prior to the 5th working day or you will not pay the 20% special handling fee. All orders are subject to factory acceptance and no guarantee is made that the order will ship prior to the 5th day.

***Ex Works:** It is the buyer's responsibility to get Detex products from the Detex factory to the buyer's warehouse. The buyer can appoint a shipping and freight-forwarding company to collect goods from the Detex factory and transport them to the buyer's warehouse, including insurance of goods.

Returned Goods: Materials may be returned for credit within **six (6) months** of purchase. No goods will be accepted for return unless a **Return Materials Authorization** has been issued. Contact your local representative with requests. **Returns must be unmounted and in original packaging.** Credit will be issued at price paid or current price, whichever is lower, less a minimum 25% restocking charge. **Obsolete, discontinued or special products are not returnable.**

Special Order Items: Detex Custom Engineered EasyKits, products made for a specific customer requirement and other specialized one-of-a-kind products are **non-returnable** and **non-cancelable**, and may require a prepayment of 50%. Exit devices can be precut at factory for \$75.

Cancellation & Changes: If orders have been entered for manufacturing, cancellations cannot be accepted without our permission and may be subject to a cancellation charge.

Corrections: We expressly reserve the right to correct clerical, stenographic and other obvious errors at any time.

TOLL FREE FAX NUMBER FOR PLACING ORDERS

1-800-653-3839

TOLL FREE NUMBER FOR PLACING ORDERS DIRECTLY TO OUR SALES DEPARTMENT

1-800-729-3839

or e-mail

sales@detex.com

International e-mail

export@detex.com

For the name of the representative / sales office in your area,
see Local Sales Offices at www.detex.com



Detex products can expose you to chemicals including Chromium (hexavalent compounds) and Lead, which are known to the State of California to cause cancer and birth defects or other reproductive harm. For more information go to www.detex.com/prop65

WARRANTIES

DETEX LIMITED WARRANTY

The Detex product you have purchased is warranted to be free of defects in material and workmanship when properly applied, installed, used and maintained according to Detex installation instructions and maintenance manual. We will guarantee mechanical and electrical components and repair or replace any part that, upon our examination, proves to be defective under normal use and has failed to properly operate as designed. This does not apply to batteries or damage from leaking batteries.

STANDARD WARRANTY PERIOD: 10 years mechanical, 3 years electrical from date of purchase

EXCEPTIONS TO STANDARD WARRANTY PERIOD:

- 3 years mechanical, 1 year electrical on AO19 Low Energy Operators, EAX Exit Alarms, BE Battery Eliminator, Series 800 Power Supplies and Controllers, DTX Access Control and MS Magnetic Switches
- 3 years mechanical on VRA 2-point vertical rods, 90KR and 90 mullions
- GCS ProxiPen: 3 years; Reliant DAU, 2 years; all other Guard Tour Verification products, 1 year

This warranty will be honored only upon presentation of proof that the product covered thereby was purchased directly from an authorized Detex Distributor. WE SHALL NOT BE LIABLE FOR ANY DIRECT, INCIDENTAL OR CONSEQUENTIAL LOSS OR DAMAGE ARISING OUT OF THE FAILURE OF THIS DEVICE.

Not under warranty for Weatherized and Non-Weatherized Door Hardware products

Specifically excluded and not covered under this warranty are (1) the effects of corrosion, erosion and normal wear and tear, (2) cosmetic damage to exit device finishes, including scratches, dents, chips and other similar damage, unless such damage results from defects in materials and workmanship, and (3) exposure to extreme climate changes or harsh chemicals.

The service life and appearance of finishes of most Detex products can be degraded if the product is used in certain environments that are subject to extreme climate changes or exposure to the presence of harsh chemicals. The conscientious performance of a comprehensive maintenance program on a regular basis will help to maximize the service life and preserve the appearance of the product. Information about recommended maintenance procedures can be found at

www.detex.com/maintenance

For full warranty information, including warranty for finish & weatherized products, see www.detex.com/warranty or scan QR code



Minimum Advertised Price (MAP) Policy

Detex has established a Minimum Advertised Price (MAP) policy for select products within this price book.

The MAP policy currently applies to the following products:

V40 EB
ECL-230D
EAX-500
ProxiPen

For more information, visit www.detex.com/map


Look for this symbol

MAP Policy Applies
See page 9

STANDARDS AND CERTIFICATIONS

| Product | Type | Application | Fire Rated Openings | Certification Listing |  | Windstorm Listing | Mortise Cylinder Required | Limited Warranty |
|---------------------|------------------------------------|-----------------------------------------|----------------------------|--------------------------|-----------------------------------------------------------------------------------|-------------------|---------------------------|------------------|
| Advantex | | | | | | | | |
| 10 Series | Relatching Lock | Rim Exit | Yes*, 3hr UL Listed | UL Listed panic hardware | 4140-0127:0105 3774-0127:0106 3725-0127:0108 | FBC** | CD, EA, EI, EE, & EE ER | 10/3 years |
| 20 Series | Relatching 2-point Lock | SVR | Yes*, 3hr UL Listed | UL Listed panic hardware | 4140-0127:0105 3774-0127:0106 3725-0127:0108 | FBC** | CD, EA, EE, & EE ER | 10/3 years |
| 21 Series | Relatching Lock | SVR Top Rod Only | Yes*, 3hr UL Listed | UL Listed panic hardware | 4140-0127:0105 3774-0127:0106 3725-0127:0108 | No | CD, EA, EE, & EE ER | 10/3 years |
| 27 Series | Heavy Duty 2-point Relatching Lock | SVR | Yes*, 3hr UL Listed | UL Listed panic hardware | No | FEMA 361*** | CD, EA, EE, & EE ER | 10/3 years |
| 30 Series | Mortise Lock | Mortise Exit Device | Yes*, 3hr UL Listed | UL Listed panic hardware | 4140-0127:0105 3774-0127:0106 3725-0127:0108 | No | CD, EA, EE, & EE ER | 10/3 years |
| 40 Series | Relatching Lock | Narrow Stile Rim Exit Device | Yes*, 3hr UL Listed | UL Listed panic hardware | 4140-0127:0105 3774-0127:0106 3725-0127:0108 | FBC** | CD, EA, EI, EE, & EE ER | 10/3 years |
| 50 Series | Relatching 2-point Lock | Narrow Stile SVR | Yes*, 3hr UL Listed | UL Listed panic hardware | 4140-0127:0105 3774-0127:0106 3725-0127:0108 | FBC** | CD, EA, EE, & EE ER | 10/3 years |
| 51 Series | Relatching Lock | Narrow Stile SVR Top Rod Only | Yes*, 3hr UL Listed | UL Listed panic hardware | 4140-0127:0105 3774-0127:0106 3725-0127:0108 | No | CD, EA, EE, & EE ER | 10/3 years |
| 60 Series | Relatching 2-point Lock | CVR for Aluminum Doors | Yes*, 3hr UL Listed | UL Listed panic hardware | 4140-0127:0110 3774-0127:0106 3725-0127:0108 | No | CD, EA, EE, & EE ER | 10/3 years |
| 61 Series | Relatching Lock | CVR for Aluminum Doors Top Rod Only | Yes*, 3hr UL Listed | UL Listed panic hardware | 4140-0127:0110 3774-0127:0106 3725-0127:0108 | No | CD, EA, EE, & EE ER | 10/3 years |
| 62 Series | Relatching 2-point Lock | CVR for Hollow Metal Doors | Yes*, 3hr UL Listed | UL Listed panic hardware | 4140-0127:0110 3774-0127:0106 3725-0127:0108 | No | CD, EA, EE, & EE ER | 10/3 years |
| 63 Series | Relatching Lock | CVR for Hollow Metal Doors Top Rod Only | Yes*, 3hr UL Listed | UL Listed panic hardware | 4140-0127:0110 3774-0127:0106 3725-0127:0108 | No | CD, EA, EE, & EE ER | 10/3 years |
| 70 Series | Relatching 2-point Lock | CVR for Wood Doors | Yes* 90 Min WH/ ETL Listed | UL Listed panic hardware | 4140-0127:0110 3774-0127:0106 3725-0127:0108 | No | CD, EA, EE, & EE ER | 10/3 years |
| 71 Series | Relatching Lock | CVR for Wood Doors Top Rod Only | Yes* 90 Min WH/ ETL Listed | UL Listed panic hardware | 4140-0127:0110 3774-0127:0106 3725-0127:0108 | No | CD, EA, EE, & EE ER | 10/3 years |
| 80 Series | Relatching 2-point Lock | CVR for Hollow Metal Doors | Yes*, 3hr UL Listed | UL Listed panic hardware | 4140-0127:0110 3774-0127:0106 3725-0127:0108 | No | CD, EA, EE, & EE ER | 10/3 years |
| 81 Series | Relatching Lock | CVR for Hollow Metal Doors Top Rod Only | Yes*, 3hr UL Listed | UL Listed panic hardware | 4140-0127:0110 3774-0127:0106 3725-0127:0108 | No | CD, EA, EE, & EE ER | 10/3 years |
| 82 Series | Relatching 2-point Lock | CVR for Aluminum Doors | Yes*, 3hr UL Listed | UL Listed panic hardware | 4140-0127:0110 3774-0127:0106 3725-0127:0108 | No | CD, EA, EE, & EE ER | 10/3 years |
| 83 Series | Relatching Lock | CVR for Aluminum Doors Top Rod Only | Yes*, 3hr UL Listed | UL Listed panic hardware | 4140-0127:0110 3774-0127:0106 3725-0127:0108 | No | CD, EA, EE, & EE ER | 10/3 years |
| 87 Series | Heavy-Duty 2-point Relatching Lock | CVR | Yes*, 3hr UL Listed | UL Listed panic hardware | No | FEMA 361*** | CD, EA, EE, & EE ER | 10/3 years |
| Value Series | | | | | | | | |
| V40 Series | Relatching Lock | Rim Exit Device | Yes*, 3hr UL Listed | UL Listed panic hardware | 4140-0127:0105 3774-0127:0106 3725-0127:0108 | FBC** | CD, EB(W), EE, & EI | 10/3 years |
| V50 Series | Relatching 2-point Lock | SVR | Yes*, 3hr UL Listed | UL Listed panic hardware | 4140-0127:0105 3774-0127:0106 3725-0127:0108 | FBC** | CD, EB(W), & EE | 10/3 years |
| V51 Series | Relatching Lock | SVR Top Rod Only | Yes*, 3hr UL Listed | UL Listed panic hardware | 4140-0127:0105 3774-0127:0106 3725-0127:0108 | No | CD, EB(W), & EE | 10/3 years |

STANDARDS AND CERTIFICATIONS

| Product | Type | Application | Fire Rated Openings | Certification Listing |  | Windstorm Listing | Cylinder Type Required | Limited Warranty |
|--------------|------------------------------------|----------------------------------------|------------------------------|---------------------------|-------------------------------------------------------------------------------------|-------------------|------------------------|------------------|
| AO19 Series | Low Energy Automatic Operator | Single, Pairs, and Double Egress Doors | WH Listed Fire Exit Hardware | ETL Listed ANSI 156.19 | N/A | N/A | N/A | 3/1 years |
| 90KR | Keyed Removable Mullion | Pairs of Doors | 3hr WH/ Intertek listed* | UL Listed | N/A | No | Rim | 10 years |
| 90R | Removable Mullions | Pairs of Doors | Contact Factory | UL Listed | N/A | FBC** | N/A | 10 years |
| ECL-230D | Deadbolt Lock | 9V Alarm | No | UL Listed panic hardware | 4140-0127:0102 | No | Rim | 10 years |
| ECL-230D-PH | Deadbolt Lock | 9V Alarm | No | UL Listed panic hardware | 4140-0127:0102 | No | Rim | 10 years |
| ECL-230X | Deadbolt Lock | 9V Alarm | No | UL Listed panic hardware | 4140-0127:0109 | FBC** | Rim | 10 years |
| ECL-230X-TD | 2-Point Deadbolt Lock | 9V Alarm | No | UL Listed panic hardware | 4140-0127:0109 | No | Rim | 10 years |
| ECL-230X-TB | SVR Non-Relatching Lock | 9V Alarm | No | UL Listed panic hardware | 4140-0127:0109 | No | Rim | 10 years |
| ECL-230X-TDB | 3-Point Deadbolt Lock | 9V Alarm | No | UL Listed panic hardware | 4140-0127:0109 | FBC** | Rim | 10 years |
| ECL-600 | Deadbolt & Relatching 2-Point Lock | 9V Alarm | 3hr WH/ETL listed | ETL Listed panic hardware | N/A | No | Rim | 10 years |
| VRA-143 | 2-Point Vertical Rod Deadbolt Lock | N/A | No | UL Listed exit lock | N/A | No | N/A | 3 years |
| EAX-300 | Door Prop Alarm | 9V Alarm | Yes§ | ANSI 156.29 Listed | N/A | ¶ | Mortise | 3 years |
| EAX-500 | Door Mount Alarm | 9V Alarm | Yes§ | ANSI 156.29 Listed | N/A | ¶ | Mortise | 3 years |
| EAX-2500 | Wall Mount Door Alarm | 12-24VAC Alarm | ¶ | ANSI 156.29 Listed | N/A | N/A | Mortise | 3 years |
| EAX-3500 | Timed Bypass Exit Alarm | 24VAC / VDC Alarm | ¶ | N/A | N/A | N/A | Mortise | 3 years |
| BE-961 | Power Supply | 9VDC Power Supply | ∞ | N/A | N/A | ¶ | N/A | 3 years |
| Series 800 | Power Supplies & Logic Controllers | Power Supplies w/ Logic | ∞ | UL Listed | 3774-0127:0107 | N/A | N/A | 3 years |
| MS-2049 | Magnetic Door Switch | Industrial grade | Yes§ | UL Listed | N/A | N/A | N/A | 3 years |
| MS-1039/59 | Magnetic Switch | Standard grade | No | UL Listed | N/A | N/A | N/A | 3 years |
| DTX Series | Access Keypad / Card Readers | Access Control | ∞ | N/A | N/A | N/A | N/A | 3 years |

* Add Prefix "F" for Fire Exit Hardware

**Add Prefix "H" for Florida Building Code Hurricane component

*** Add prefix "T" for FEMA rated hardware

For detailed windstorm and fire listings, visit detex.com/PROVEN

¶ Wall mounted - may be used with Rated Openings - use fire door accessory (see MS-2049)

∞ Allowed with fire-rated doors, but product itself is not fire-rated

§ UL Listed Miscellaneous Fire Door Accessory

10/3 year warranty = 10-year limited warranty on mechanical components

3-year limited warranty on electrical components

3/1 year warranty = 3-year limited warranty on mechanical components

1-year limited warranty on electrical components

ADVANTEX® 10 SERIES (WIDE RIM)

POWER TRANSFERS

For no power transfers, leave blank

- FC3 = 3" Flex Conduit
- FC10 = 10" Flex Conduit
- FC3W = 3" Weatherized Flex Conduit
- FC10W = 10" Weatherized Flex Conduit
- PT5 = Power Transfer
- EH8 = Electric Hinge

FASTENERS

For standard machine, wood & self-drilling screws, leave blank

- SN1 = Sex Nuts / Throughbolts (Hurricane rated hardware includes sex nuts for latch bolt)

SILENCER

For standard pushpad, leave blank

- SLR = Silent Latch & Pushpad

DOOR WIDTH

- 24" wide door
- 30" wide door
- 36" wide door (3)*
- 48" wide door (4)

ANTIMICROBIAL

For no coating, leave blank

- AM = Antimicrobial Coating

DOOR HANDLING

- RHR = Right hand reverse*
- LHR = Left hand reverse

KEYSTOP

For no keystop, leave blank

- KS = Keystop (Available with EA, EB W, EE, EE ER, EI functions)

DOGGING FUNCTION

- LD = Less/No dogging
- HD = Hex key dogging
- CD = Cylinder key dogging

PRE-INSTALLED CYLINDERS

If cylinders provided by others, leave blank

- MC65 = Mortise Cylinder(s) 6pin/Keyed 5
- IC7 = Mortise Cylinder(s) SFIC housing
- IK7 = Mortise Cylinder(s) Instakey housing
- RC65 = Rim Cylinder(s) 6pin/Keyed 5
- IC7R = Rim Cylinder(s) SFIC housing
- IK7R = Rim Cylinder(s) Instakey housing

ENDCAP

- EC1 = Ramped endcap*
- EC2 = Flush endcap

OUTSIDE TRIM / DEVICE FINISH

- 605 = Polished brass (PVD)
- 606 = Brushed brass (PVD)
- 611 = Polished bronze (PVD)
- 612 = Brushed bronze (PVD)
- 613 = Oil rubbed bronze
- 625 = Polished chrome
- 626 = Brushed chrome (std. on lever trims)
- 628 = Aluminum, powder coated (device only)
- 629 = Polished stainless steel
- 630 = Brushed stainless steel (std. on pull trims & device)
- 693 = Black, powder coated
- 695 = Dark bronze, powder coated

KNURLING

For no knurling, leave blank

- KN = Knurled (lever trim only)

SERIES TYPE

- 10 = Rim device, wide stile
- 10XW = Weatherized Rim device, wide stile (non-electrified)

OUTSIDE TRIM FUNCTION

For no outside trim, leave blank

- 01C = Exit only, blank plate
- 01W = Exit only, wide blank plate - long
- 02C = Dummy pull trim
- 02Z = Inactive Vandal pull handle (handed)
- 03C = Key retracts latch; pull trim
- 03Z = Key retracts latch; Vandal pull handle (handed)
- 03W = Key retracts latch; wide plate - long
- 03WS = Key retracts latch; plate - short
- 01D = Blank escutcheon
- 01D = Dummy lever trim
- 08D = Active lever, key locks / unlocks lever; Wide lever handle (handed) (J, Q, S, T, U or FSB1076 lever**) (classroom)
- 09D = Lever trim active by key; locked when key removed; Wide lever handle (handed) (J, Q, S, T, U or FSB1076 lever**) (storeroom)
- 10D = Double cylinder; Wide lever handle (handed) (J, Q, S, T, U or FSB1076 lever**) (J, Q, S, T, U or FSB1076 lever**)
- 14D = Active lever, no key cylinder; Wide lever handle (handed) (J, Q, S, T, U or FSB1076 lever**) (passage)
- CBK = Cylinder bracket kit; 03 only; plate & pull handle by others required
- EU = Electric Unlock Trim (24VDC & Fail Secure [FSE] Std.) - Specify handing (not field reversible); For 12VDC specify 12VDC. For Fail Safe specify FSA

ELECTRIFIED FUNCTION

For no electrified function, leave blank

- Standard
- EA = Hardwired Electric Alarm
- EA EX = Exit Alarm with Request To Exit (Signal) Switch
- EA EXV = Exit Alarm with Request To Exit (3Amp Current) Switch
- ED = Electric Dogging
- EX = Request To Exit (Signal) Switch
- EXV = Request To Exit (3Amp Current) Switch
- EI = Electric Integration (logic controller required)
- ES = Electric Switching (dead latch & OKC switches)

Weatherized Alarms

Select Arming Time and Auto Rearm

- EB W = Electric Battery Operated Exit Alarm Weatherized
- EB EX W = Electric Battery Operated Exit Alarm Weatherized with Request To Exit (Signal) Switch
- EB EXV W = Electric Battery Operated Exit Alarm Weatherized with Request To Exit (3Amp Current) Switch

Latch Retraction

Electric Latch Retraction with Request To Exit Switch (silencer standard)

- ER EX W = Electric Latch Retraction Weatherized with Request To Exit Switch (silencer standard)

Power Supply / Controller for Latch Retraction Only (ER EX & ER EX W)

Order/Sold Separately

- Single = 81-800
- Pair = 82-800
- 2 Independent Singles = 83-800

Delayed Egress

Select Arming Delay, Delayed Egress Time and Silent Arming

- EE = Delayed Egress

Power Supply for Delayed Egress

Comes standard with 90-800 power supply

- Single = (1) 90-800 w/o bat backup
- Pair = (1) 90-800 w/o bat backup

Fire-rated trims must be fail safe (FSA)

**Other FSB levers available: 1016, 1035, 1058, 1075, 1093, 1119, 1147. FSB levers available in 630 finish only. See catalog pages for more information.

NOTE: * = default/standard

Also see online version at detex.com/hto

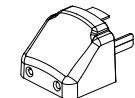
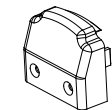


Detex products can expose you to chemicals including Chromium (hexavalent compounds) and Lead, which are known to the State of California to cause cancer and birth defects or other reproductive harm. For more information go to www.detex.com/prop65

March 22, 2019



NOTE:
For all trim
information
and graphics
see page 20



| | | Finishes | | | | | |
|-------------------------|--------------------------------------------------|--------------------------|------------|---------|----------|----------|-----------------------|
| | | Device | 630 (Std.) | 628 | 693, 695 | 606, 612 | 605, 611, 613, 629 |
| Device Only - Exit Only | | 10 | \$1,268 | \$1,150 | \$1,199 | \$1,499 | \$1,599 |
| Outside Function | | Device/ Function/Trim | 630/630 | 628/630 | | | |
| Device with pull trim | 01 Exit only, cover plate | 1001C | \$1,458 | \$1,340 | \$1,458 | \$1,758 | \$1,858 |
| | | 1001W | \$1,433 | \$1,315 | \$1,389 | \$1,694 | \$1,798 |
| | 02 Dummy pull trim | 1002C | \$1,567 | \$1,449 | \$1,578 | \$1,838 | \$1,938 |
| | | 1002Z | \$1,917 | \$1,799 | N/A | N/A | N/A |
| | 03 Key Retracts Latch pull trim | 1003C | \$1,577 | \$1,459 | \$1,643 | \$1,868 | \$1,968 |
| | | 1003Z | \$1,917 | \$1,799 | N/A | N/A | N/A |
| Device with lever trim | 03 Key Retracts Latch cylinder trim | 1003W | \$1,433 | \$1,315 | \$1,389 | \$1,694 | \$1,814 |
| | | 1003WS | \$1,433 | \$1,315 | \$1,375 | \$1,698 | \$1,814 |
| | | | 630/626 | 628/626 | | | |
| Device with lever trim | 01 Blank Escutcheon | 1001D | \$1,700 | \$1,582 | \$1,668 | \$1,991 | \$2,136 |
| | 02 Dummy Lever Trim | 1002D | \$1,700 | \$1,582 | \$1,668 | \$1,991 | \$2,136 |
| | 08 Key Locks/Unlocks Lever | 1008D | \$1,802 | \$1,684 | \$1,797 | \$2,097 | \$2,233 |
| | 09 Key Unlocks Lever; Locked when key removed | 1009D | \$1,802 | \$1,684 | \$1,797 | \$2,097 | \$2,233 |
| | 10 Double Cylinder | 1010D | \$1,971 | \$1,853 | \$1,902 | \$2,202 | \$2,302 |
| | 14 Lever Always Active | 1014D | \$1,802 | \$1,684 | \$1,797 | \$2,097 | \$2,233 |
| | EU Electric Lock/Unlock | 10EU | \$2,373 | \$2,255 | \$2,313 | \$2,628 | \$2,750 |

Trilogy Mechanical & Electronic Pushbutton Access Control Lever Trim - See EasyKit/Access Control Doors/ACD Section

DEVICE COMES STANDARD WITH:

- Same finish, device exterior (except 628 finish which includes stainless steel cover, pushpad and endcap)
- EC1 Ramped Endcap - Heavy Duty
- HD Hex Dogging
- 36" 36" Device for 3-foot doors
- 99 Surface Strike



OPTIONS

| | |
|----------------------------------------------------------------------------------------------------------------|------------------------------------|
| F Fire Rated - Specify prefix F (ex. F1001) | Add \$150 |
| H Hurricane Rated - Specify prefix H (ex. H1001) | Add \$75 |
| FH Fire Rated/Hurricane Rated - Specify prefix FH (ex. FH1001) | Add \$225 |
| W Weatherized (Mechanical only - For weatherized electrified functions, see Electrified Options) | Add \$200 |
| Electrified Options - see pages 50-56 | |
| Custom lengths - Specify size (min. 24" to max. 48") | Add \$75 |
| Note: See Electrified Options for availability on devices shorter than 30", certain sizes come with EC2 endcap | |
| 48" 48" Device for 4-foot doors | Add \$31 |
| EC2 Flush Endcap | No charge when ordered with device |
| AM Anti-Microbial (AM coating applied to pushpad, pull handles, and lever handles only) | Add \$60 |
| KS Keystop Installed (alarm always armed when key removed) | Add \$5 |
| SN1 Sex Nuts / Throughbolts (Device with trim requires 1 set / Device only requires 3 sets) | \$16 PER SET |
| SLR Silent Pushpad Return | Add \$75 |
| CD Cylinder Dogging | No charge when ordered with device |
| LD Less Dogging | No charge when ordered with device |
| 94 Double Door Strike available - see page 62 | No charge when ordered with device |
| 98 Semi-Mortise Strike | No charge when ordered with device |

NOTE - Cylinders not included. Products on this page can be ordered with cylinders (C65) or Interchangeable core housings (IC7) pre-installed at Detex prior to shipping (See page 63).

ADVANTEX® 20/21 SERIES (WIDE SURFACE VERTICAL ROD)

RATING

For no rating, leave blank
H = Hurricane Rated
F = Fire Rated (Less/No Dogging Only) - Fire Bin included for F21
FH = Hurricane and Fire Rated

KNURLING

For no knurling, leave blank
KN = Knurled (lever trim only)

SERIES TYPE

20 = SVR, wide stile
20xW = Weatherized SVR, wide stile (non-electrified)
21 = SVR, top rod only, wide stile
21xW = Weatherized SVR, top rod only, wide stile (non-electrified)
27 = SVR, high security, FEMA rated
T27 = SVR, high security, FEMA rated

OUTSIDE TRIM / DEVICE FINISH

605 = Polished brass (PVD)
606 = Brushed brass (PVD)
611 = Polished bronze (PVD)
612 = Brushed bronze (PVD)
613 = Oil rubbed bronze
625 = Polished chrome
626 = Brushed chrome (std. on lever trims)
628 = Aluminum, powder coated (device only)
629 = Polished stainless steel
630 = Brushed stainless steel (std. on pull trims & device)
633 = Black, powder coated
693 = Dark bronze, powder coated

DOGGING FUNCTION

LD = Less/No dogging
HD = Hex key dogging
CD = Cylinder key dogging

STRIKES

97 = Surface

PRE-INSTALLED CYLINDERS

If cylinders provided by others, leave blank
MC65 = Mortise Cylinder(s) 6pin/Keyed 5
IC7 = Mortise Cylinder(s) SFIC housing
IK7 = Mortise Cylinder(s) Instakey housing
RC65 = Rim Cylinder(s) 6pin/Keyed 5
IC7R = Rim Cylinder(s) SFIC housing
IK7R = Rim Cylinder(s) Instakey housing

ANTIMICROBIAL

For no coating, leave blank
AM = Antimicrobial Coating

ENDCAP

EC1 = Ramped endcap*
EC2 = Flush endcap

FASTENERS

For standard machine, wood & self-drilling screws, leave blank
SN1 = Sex Nuts/Throughbolts

SILENCER

For standard pushpad, leave blank
SLR = Silent Latch & Pushpad

POWER TRANSFERS

For no power transfers, leave blank
FC3 = 3 Flex Conduit
FC10 = 10 Flex Conduit
FC3W = 3 Weatherized Flex Conduit
FC10W = 10 Weatherized Flex Conduit
PT5 = Power Transfer
EH8 = Electric Hinge

DOOR WIDTH

24" wide door
30" wide door
36" wide door (3")*
48" wide door (4)

DOOR HEIGHT/SVR HEIGHT

For 84" door heights, leave blank
84" high door
96" high door
120" high door

KEYSTOP

For no key/stop, leave blank
KS = Keystop (Available with EA, EB W, EE, EE ER, EI functions)

SWITCHING

For no switching, leave blank
LX = Latch Bolt Signal Switch
LXV = Latch Bolt 3Amp Current Switch

ELECTRIFIED FUNCTION

For no electrified function, leave blank

Standard

EA = Hardwired Electric Alarm
EA EX = Exit Alarm with Request To Exit (Signal) Switch
EA EXV = Exit Alarm with Request To Exit (3Amp Current) Switch
ED = Electric Dogging
EX = Request To Exit (Signal) Switch
EXV = Request To Exit (3Amp Current) Switch

Delayed Egress

Select Arming Delay, Delayed Egress Time and Silent Arming
EE = Delayed Egress
Power Supply for Delayed Egress
 Comes standard with 90-800 power supply
Single = (1) 90-800 w/o bat backup
Pair = (1) 90-800 w/o bat backup

Weatherized Alarms

Select Arming Time and Auto Rarm
EB W = Electric Battery Operated Exit Alarm Weatherized
EB EX W = Electric Battery Operated Exit Alarm Weatherized with Request To Exit (Signal) Switch
EB EXV W = Electric Battery Operated Exit Alarm Weatherized with Request To Exit (3Amp Current) Switch

Latch Retraction

ER EX = Electric Latch Retraction with Request To Exit Switch (silencer standard)
ER EX W = Electric Latch Retraction Weatherized with Request To Exit Switch (silencer standard)

Power Supply / Controller for Latch Retraction Only (ER EX & ER EX W) Order/Sold Separately

Single = 81-800
Pair = 82-800
2 Independent Singles = 83-800

Weatherized Others

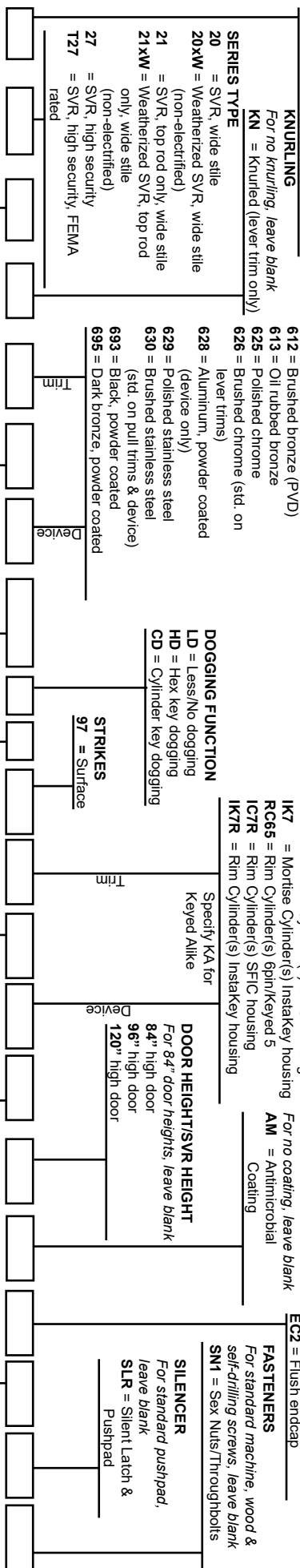
ER EX W = Electric Latch Retraction Switch (silencer standard)
EX W = Request To Exit (Signal) Switch Weatherized
EXV W = Request To Exit (3Amp Current) Switch Weatherized
WDE = Weatherized Delayed Egress (see EasyKits)

Delayed Egress/Latch Retraction

EE ER = Delayed Egress with Electric Latch Retraction (silencer standard)

Required Power Supply / Controller for Delayed Egress with Latch Retraction (EE ER) Order/Sold Separately


Single EE ER = 84-800
Pair of EE ER = 85-800
One EE ER and One EE = 85-800 EE
One EE ER and One ER = 85-800 ER



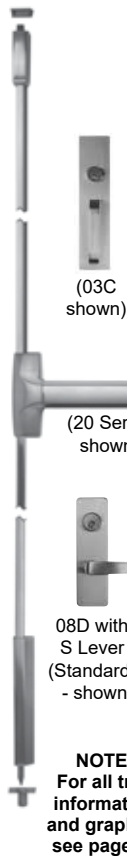
Fire-rated trims must be fall safe (FSA)
 **Other FSB levers available: 1016, 1035, 1058, 1075, 1093, 1119, 1147. FSB levers available in 630 finish only. See catalog pages for more information.

NOTE: * = default/standard

Also see online version at detex.com/hto



| | Top & Bottom Rod Device | Top Rod Only Device | Finishes | | | | |
|-----------------------------------------------|-------------------------|---------------------|------------|---------|----------|----------|--------------------|
| | | | 630 (Std.) | 628 | 693, 695 | 606, 612 | 605, 611, 613, 629 |
| Device Only - Exit Only | 20 | 21 | \$2,003 | \$1,710 | \$1,891 | \$2,030 | \$2,368 |
| Outside Function | Device/Function/Trim | | 630/630 | 628/630 | | | |
| 01 Exit only, cover plate | 2001C | 2101C | \$2,193 | \$1,900 | \$2,150 | \$2,289 | \$2,627 |
| | 2001W | 2101W | \$2,168 | \$1,875 | \$2,081 | \$2,225 | \$2,567 |
| 02 Dummy pull trim | 2002C | 2102C | \$2,302 | \$2,009 | \$2,270 | \$2,369 | \$2,707 |
| | 2002Z | 2102Z | \$2,652 | \$2,359 | N/A | N/A | N/A |
| 03 Key Retracts Latch pull trim | 2003C | 2103C | \$2,312 | \$2,019 | \$2,335 | \$2,899 | \$2,737 |
| | 2003Z | 2103Z | \$2,652 | \$2,359 | N/A | N/A | N/A |
| 03 Key Retracts Latch cylinder trim | 2003W | 2103W | \$2,168 | \$1,875 | \$2,081 | \$2,225 | \$2,583 |
| | 2003WS | 2103WS | \$2,168 | \$1,875 | \$2,067 | \$2,229 | \$2,583 |
| | | | 630/626 | 628/626 | | | |
| 01 Blank Escutcheon | 2001D | 2101D | \$2,435 | \$2,142 | \$2,360 | \$2,522 | \$2,905 |
| | 2002D | 2102D | \$2,435 | \$2,142 | \$2,360 | \$2,522 | \$2,905 |
| 08 Key Locks/Unlocks Lever | 2008D | 2108D | \$2,537 | \$2,244 | \$2,489 | \$2,628 | \$3,002 |
| 09 Key Unlocks Lever; Locked when key removed | 2009D | 2109D | \$2,537 | \$2,244 | \$2,489 | \$2,628 | \$3,002 |
| 14 Lever Always Active | 2014D | 2114D | \$2,537 | \$2,244 | \$2,489 | \$2,628 | \$3,002 |
| EU Electric Lock/Unlock | 20EU | 21EU | \$3,108 | \$2,815 | \$3,005 | \$3,159 | \$3,519 |



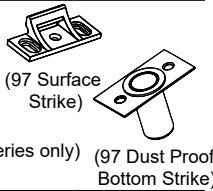
Device with pull trim
Device with lever trim

NOTE:
For all trim information and graphics see page 20

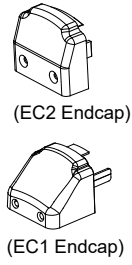
Note: Devices are shipped RHR unless specified LHR (Field Reversible)

DEVICE COMES STANDARD WITH:

- Rod, Latch and ADA Bottom Bolt Covers
- Same finish, device exterior (except 628 finish which includes stainless steel cover, pushpad and endcap)
- EC1 Ramped Endcap - Heavy Duty
- HD Hex Dogging
- 36" 36" Device for 3-foot doors
- 84" 84" Rods for 7-foot doors
- 97 Surface Strike
- 97 Dust Proof Bottom Strike (20 Series only)



OPTIONS



- F Fire Rated - Specify prefix F (ex. F2001) - Fire pin included for F21 Series Only Add \$150
- H Hurricane Rated - Specify prefix H (ex. H2001) Add \$75
- FH Fire Rated/Hurricane Rated - Specify prefix FH (ex. FH2001) Add \$225
- W Weatherized (Mechanical only - For weatherized electrified functions, see Electrified Options) Add \$200
- For Electrified Options see pages 50-56**
- Custom lengths - Specify size (min. 24" to max. 48") Add \$75
 Note: See Electrified Options for availability on devices shorter than 30", certain sizes come with EC2 endcap
- 48" 48" Device for 4-foot doors Add \$31
- 96" Add for 8-foot doors Add \$30
- 120" Add for 10-foot doors Add \$75
- EC2 Flush Endcap No charge when ordered with device
- AM Anti-Microbial (AM coating applied to pushpad, pull handles, and lever handles only) Add \$60
- SN1 Sex Nuts / Throughbolts (20 device with trim requires 3 sets / 20 device only requires 5 sets) \$16 PER SET
 (21 device with trim requires 2 sets / 21 device only requires 4 sets)
- KS Keystop Installed (alarm always armed when key removed) Add \$5
- SLR Silent Pushpad Return Add \$75
- CD Cylinder Dogging No charge when ordered with device
- LD Less Dogging No charge when ordered with device

NOTE - Cylinders not included. Products on this page can be ordered with cylinders (C65) or interchangeable core housings (IC7) pre-installed at Detex prior to shipping (See page 63).

NOTE - Application note for 2' device (Available on Surface Vertical Device. Will ship less UL Fire label):
When vertical rod devices are used on both doors of a pair, operation of the inactive door (smaller door) will not disengage the active door, creating a potential safety issue for those using the inactive door during an emergency.

27 SERIES ROD COVERS SOLD SEPARATELY

Advantex



| | Top & Bottom Rod Device | Finishes | | | | |
|-------------------------------------|-------------------------|------------|---------|----------|----------|--------------------|
| | | 630 (Std.) | 628 | 693, 695 | 606, 612 | 605, 611, 613, 629 |
| Device Only - Exit Only | 27 | \$2,648 | N/A | \$2,489 | \$2,815 | \$3,125 |
| Outside Function | Device/Function/Trim | 630/630 | 628/630 | | | |
| 01 Exit only, cover plate | 2701C | \$2,838 | N/A | \$2,748 | \$3,074 | \$3,384 |
| | 2701W | \$2,813 | N/A | \$2,679 | \$3,010 | \$3,324 |
| 02 Dummy pull trim | 2702C | \$2,947 | N/A | \$2,868 | \$3,154 | \$3,464 |
| | 2702Z | \$3,297 | N/A | N/A | N/A | N/A |
| 03 Key Retracts Latch pull trim | 2703C | \$2,957 | N/A | \$2,933 | \$3,184 | \$3,494 |
| | 2703Z | \$3,297 | N/A | N/A | N/A | N/A |
| 03 Key Retracts Latch cylinder trim | 2703W | \$2,813 | N/A | \$2,679 | \$3,010 | \$3,340 |
| | 2703WS | \$2,813 | N/A | \$2,665 | \$3,014 | \$3,340 |

Device with pull trim

Device with lever trim

628/626

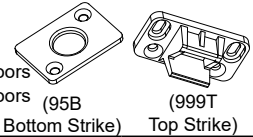
| | | | | | | |
|-----------------------------------------------|-------|---------|-----|---------|---------|---------|
| 01 Blank Escutcheon | 2701D | \$3,080 | N/A | \$2,958 | \$3,307 | \$3,662 |
| 02 Dummy Lever Trim | 2702D | \$3,080 | N/A | \$2,958 | \$3,307 | \$3,662 |
| 08 Key Locks/Unlocks Lever | 2708D | \$3,182 | N/A | \$3,087 | \$3,413 | \$3,759 |
| 09 Key Unlocks Lever; Locked when key removed | 2709D | \$3,182 | N/A | \$3,087 | \$3,413 | \$3,759 |
| 14 Lever Always Active | 2714D | \$3,182 | N/A | \$3,087 | \$3,413 | \$3,759 |
| EU Electric Lock/Unlock | 27EU | \$3,753 | N/A | \$3,603 | \$3,944 | \$4,276 |

Note: Devices are shipped RHR unless specified LHR (Field Reversible)

DEVICE COMES STANDARD WITH:

- Latch Covers
- Same finish, device exterior (except 628 finish which includes stainless steel pushpad and endcap)
- EC1 Ramped Endcap - Heavy Duty

- HD Hex Dogging
- 36" 36" Device for 3-foot doors
- 84" 84" Device for 7-foot doors



OPTIONS

- T Tornado Rated (maximum 42" wide and 88" tall) Add \$75
- F Fire Rated (Contact Factory) Add \$150

- W Weatherized (Mechanical only - For weatherized electrified functions, see Electrified Options) Add \$200
- For Electrified Options see pages 50-56**

- Custom lengths - Specify size (min. 24" to max. 48") Add \$75
- Note: See Electrified Options for availability on devices shorter than 30", certain sizes come with EC2 endcap

- 48" 48" Device for 4'0" doors Add \$31
- 96" Add for 8' doors Add \$30
- 120" Add for 10' doors Add \$75
- EC2 Flush Endcap No charge when ordered with device

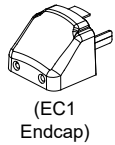
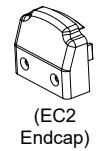
- AM Anti-Microbial (AM coating applied to pushpad, pull handles, and lever handles only) Add \$60
- SN1 Sex Nuts / Throughbolts (Device with trim requires 3 sets / Device only requires 5 sets) \$16 PER SET
- KS Keystop Installed (alarm always armed when key removed) Add \$5
- SLR Silent Pushpad Return Add \$75

- CD Cylinder Dogging (Cylinder Dogging and Hex Dogging not available with Tornado Rated Device - Contact factory for electrified dogging options) No charge when ordered with device

- LD Less Dogging No charge when ordered with device

NOTE - Cylinders not included. Products on this page can be ordered with cylinders (C65) or Interchangeable core housings (IC7) pre-installed at Detex prior to shipping (See page 63).

NOTE - When vertical rod devices are used on both doors of a pair, operation of the inactive door (smaller door) will not disengage the active door, creating a potential safety issue for those using the inactive door during an emergency.



NOTES

ADVANTEX® 30 SERIES (MORTISE)

RATING

For no rating, leave blank
 "F" = Fire Rated (Less/No Dogging Only)

OUTSIDE TRIM / DEVICE FINISH

- 605 = Polished brass (PVD)
- 606 = Brushed brass (PVD)
- 611 = Polished bronze (PVD)
- 612 = Brushed bronze (PVD)
- 613 = Oil rubbed bronze
- 625 = Polished chrome
- 626 = Brushed chrome (std. on lever trims)
- 628 = Aluminum, powder coated (device only)
- 629 = Polished stainless steel
- 630 = Brushed stainless steel (std. on pull trims & device)
- 693 = Black, powder coated
- 695 = Dark bronze, powder coated

STRIKES

- 90 = Non-handed curved lip
- 91 = ANSI flat lip
- 92 = Double door short open back
- 93 = Double door long open back

PRE-INSTALLED CYLINDERS

If cylinders provided by others, leave blank
 MC65 = Mortise Cylinder(s) 6pin/Keyed 5
 IC7 = Mortise Cylinder(s) SFC housing
 IK7 = Mortise Cylinder(s) Instakey housing
 RC65 = Rim Cylinder(s) 6pin/Keyed 5
 IC7R = Rim Cylinder(s) SFC housing
 IK7R = Rim Cylinder(s) Instakey housing

POWER TRANSFERS

For no power transfers, leave blank
 FC3 = 3' Flex Conduit
 FC-10 = 10' Flex Conduit
 PFS = Power Transfer
 EHS = Electric Hinge

ENDCAP

EC1 = Ramped endcap*
 EC2 = Flush endcap

ANTIMICROBIAL

For no coating, leave blank
 AM = Antimicrobial Coating

FASTENERS

For standard machine, wood & self-drilling screws, leave blank
 SN1 = Sex Nuts/ Throughbolts

SERIES TYPE
 30 = Mortise lock exit device

OUTSIDE TRIM FUNCTION

- For no outside trim, leave blank
- 01CM = Exit only, blank plate
- 01WM = Dummy pull trim, Wide blank plate - long
- 02CM = Dummy pull trim
- 03CM = Key retracts latch; pull trim
- 03WM = Key retracts latch; wide plate - long
- 04DM = Blank escutcheon; Wide lever handle (handed) (J, Q, S, T, U or FSB1076 lever)**
- 02DM = Dummy lever trim
- 08DM = Active lever, key locks / unlocks lever; Wide lever handle (handed) (J, Q, S, T, U or FSB1076 lever**)

DOOR HANDING

RHR = Right hand reverse*
 LHR = Left hand reverse

DOGGING FUNCTION

LD = Less/No dogging
 HD = Hex key dogging
 CD = Cylinder key dogging

KEYSTOP

For no keystop, leave blank
 KS = Keystop (Available with EA, EE, EE ER, EI functions)

ELECTRIFIED FUNCTION

For no electrified function, leave blank

Standard

- EA = Hardwired Electric Alarm
- EA EX = Exit Alarm with Request To Exit (Signal) Switch
- EA EXV = Exit Alarm with Request To Exit (3Amp Current) Switch
- ED = Electric Dogging
- EX = Request To Exit (Signal) Switch
- EXV = Request To Exit (3Amp Current) Switch
- ES = Electric Switching (dead latch & OKC switches)

Delayed Egress

Select Arming Delay, Delayed Egress Time and Silent Arming
 EE = Delayed Egress

Power Supply for Delayed Egress

Comes standard with 90-800 power supply
 Single = (1) 90-800 w/o bat backup
 Pair = (1) 90-800 w/o bat backup

Latch Retraction

ER EX = Electric Latch Retraction with Request To EE ER Exit Switch (silencer standard)

Power Supply / Controller for Latch Retraction Only (ER EX)

Order/Sold Separately
 Single = 81-800
 Pair = 82-800
 2 Independent Singles = 83-800

Delayed Egress/Latch Retraction

= Delayed Egress with Electric Latch Retraction (silencer standard)

Required Power Supply / Controller for Delayed Egress with Latch Retraction (EE ER)

Order/Sold Separately
 Single EE ER = 84-800
 Pair of EE ER = 85-800
 One EE ER and One EE = 85-800 EE
 One EE ER and One ER = 85-800 ER

DOOR WIDTH

- 24" wide door
- 30" wide door
- 36" wide door (3)*
- 48" wide door (4)

SILENCER

For standard pushpad, leave blank
 SLR = Silent Latch & Pushpad


Fire-rated trims must be full safe (FSA)

**Other FSB levers available: 1016, 1035, 1058, 1075, 1093, 1119, 1147. FSB levers available in 630 finish only. See catalog pages for more information.

NOTE: * = default/standard

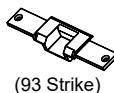
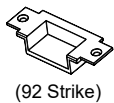
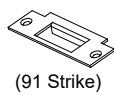
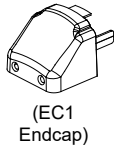
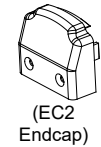
Also see online version at detex.com/hto

March 22, 2019






NOTE:
For all trim information and graphics see page 20



| | | Finishes | | | | | |
|-------------------------|-----------------------------------------------|----------------------|--------------------|--------------------|--------------------|--------------------|--------------------|
| | | Device | 630 (Std.) | 628 | 693, 695 | 606, 612 | 605, 611, 613, 629 |
| Device Only - Exit Only | | 30 | \$1,929 | \$1,686 | \$1,803 | \$1,946 | \$2,297 |
| Outside Function | | Device/Function/Trim | 630/630 | 628/630 | | | |
| Device with pull trim | 01 Exit only, cover plate | 3001CM 3001WM | \$2,119 \$2,094 | \$1,876 \$1,993 | \$2,062 \$1,993 | \$2,205 \$2,141 | \$2,556 \$2,496 |
| | 02 Dummy pull trim | 3002CM | \$2,228 | \$2,182 | \$2,182 | \$2,285 | \$2,636 |
| | 03 Key Retracts Latch pull trim | 3003CM | \$2,238 | \$2,247 | \$2,247 | \$2,315 | \$2,666 |
| | 03 Key Retracts Latch cylinder trim | 3003WM | \$2,094 | \$1,993 | \$1,993 | \$2,141 | \$2,512 |
| | | | 630/626 | 628/626 | | | |
| Device with lever trim | 01 Blank Escutcheon | 3001DM | \$2,361 | \$2,118 | \$2,272 | \$2,438 | \$2,834 |
| | 02 Dummy Lever Trim | 3002DM | \$2,361 | \$2,118 | \$2,272 | \$2,438 | \$2,834 |
| | 08 Key Locks/Unlocks Lever | 3008DM | \$2,463 | \$2,220 | \$2,401 | \$2,544 | \$2,931 |
| | 09 Key Unlocks Lever; Locked when key removed | 3009DM | \$2,463 | \$2,220 | \$2,401 | \$2,544 | \$2,931 |
| | 10 Double Cylinder | 3010DM | \$2,632 | \$2,389 | \$2,506 | \$2,649 | \$3,000 |
| | 14 Lever Always Active | 3014DM | \$2,463 | \$2,220 | \$2,401 | \$2,544 | \$2,931 |
| | EU Electric Lock/Unlock | 30EUxDM | \$3,034 | \$2,791 | \$2,917 | \$3,075 | \$3,448 |

DEVICE COMES STANDARD WITH:

| | | |
|-----------------------------------------------------------------------------------------------------------|---------------------------------------------------|--------------------------------------------------------------------------------------|
| Same finish, device exterior (except 628 finish which includes stainless steel cover, pushpad and endcap) | HD Hex Dogging 36" 36" Device for 3-foot doors |  |
| EC1 Ramped Endcap - Heavy Duty | 90 Non-Handed Curved Lip Strike | |

OPTIONS

F Fire Rated - Specify prefix F (ex. F3001) Add \$150

For Electrified Options see pages 50-56

Custom lengths - Specify size (min. 26" to max. 48") Add \$75

Note: See Electrified Options for availability on devices shorter than 30", certain sizes come with EC2 endcap

48" 48" Device for 4-foot doors Add \$31
EC2 Flush Endcap No charge when ordered with device

AM Anti-Microbial (AM coating applied to pushpad, pull handles, and lever handles only) Add \$60

SN1 Sex Nuts / Throughbolts (Device with trim requires 3 sets / Device only requires 5 sets) \$16 PER SET

KS Keystop Installed (alarm always armed when key removed) Add \$5

SLR Silent Pushpad Return Add \$75

CD Cylinder Dogging No charge when ordered with device

LD Less Dogging No charge when ordered with device

91 ANSI Flat Lip Strike Add \$5









92 Double Door Short Open Back Strike Add \$33

93 Double Door Long Open Back Strike Add \$29

NOTE - Cylinders not included. Products on this page can be ordered with cylinders (C65) or Interchangeable core housings (IC7) pre-installed at Detex prior to shipping (See page 63).

PLATES AND PULL TRIMS

Advantex

| W Trim for 10/20/21 Series Devices WM Trim (30 Series) | | WS Trim for 10/20/21/27 Series Devices | C Trim for 10/20/21/27 Series Devices CM Trim (30 Series) S Handle | | | Z Trim for 10/20/21 Series Devices | |
|-----------------------------------------------------------------------------------------------|------------------------------------------------------------------------------------------------|----------------------------------------------------------------------------------------|------------------------------------------------------------------------------------------------|------------------------------------------------------------------------------------------------|-------------------------------------------------------------------------------------------------|-----------------------------------------------------------------------------------------|------------------------------------------------------------------------------------------------------------|
|  01W/ 01WM |  03W/ 03WM |  03WS |  01C/ 01CM |  02C/ 02CM |  03C/ 03CM |  02Z |  03Z Specify Handing |

| | | | Finishes | | | | |
|----------|--------------------------------|-------|-------------|---------------|-------------|-------------|----------------------------|
| Function | Description | Trim | 625, 626 | 630 (Std.) | 693, 695 | 606, 612 | 605, 611, 613, 625, 629 |
| 01 | Exit only, cover plate | W, WM | N/A | \$165 | \$190 | \$195 | \$199 |
| 03* | Key retracts latch | W, WM | N/A | \$165 | \$190 | \$195 | \$215 |
| 03* | Key retracts latch | WS** | \$165 | N/A | \$176 | \$199 | \$215 |
| 01 | Exit only, cover plate | C, CM | N/A | \$190 | \$259 | \$259 | \$259 |
| 02 | Dummy pull | C, CM | N/A | \$299 | \$379 | \$339 | \$339 |
| 03* | Key retracts latch | C, CM | N/A | \$309 | \$444 | \$369 | \$369 |
| 02 | Dummy vandal pull | Z | N/A | \$649 | N/A | N/A | N/A |
| 03* | Key retracts latch vandal pull | Z | N/A | \$649 | N/A | N/A | N/A |



* 03 function cylinder sold separately. C, W and Z trims require rim cylinder. WM and CM trims require mortise cylinder - see page 63

NOTE: 02Z and 03Z Trims are shipped RHR unless specified LHR



LEVER TRIMS

D Trim - for 10/20/21/27 Series Devices DM Trim - for 30 Series Device

| | | | | |
|------------------------------------------------------------------------------------------------------|------------------------------------------------------------------------------------------------------|----------------------------------------------------------------------------------------------------|----------------------------------------------------------------------------------------------|-----------------------------------------------------------------------------------------------|
|  08D/DM 09D/DM |  02D/DM 14D/DM |  S Lever (Std.) |  T Lever |  U Lever |
|------------------------------------------------------------------------------------------------------|------------------------------------------------------------------------------------------------------|----------------------------------------------------------------------------------------------------|----------------------------------------------------------------------------------------------|-----------------------------------------------------------------------------------------------|

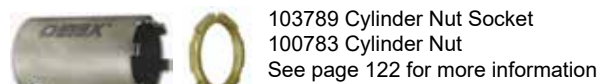
| | | | Finishes | | | | |
|----------|-----------------------------------------------|-------|-----------|---------------|-------------|-------------|------------------------------------|
| Function | Description | Trim | Lever | 626 (Std.) | 693, 695 | 606, 612 | 605, 611, 613, 625 ^Ω |
| 01 | Blank Escutcheon | D, DM | N/A | \$432 | \$469 | \$492 | \$537 |
| 02 | Dummy lever | D, DM | S, T or U | \$432 | \$469 | \$492 | \$537 |
| 08* | Key locks/unlocks lever | D, DM | S, T or U | \$534 | \$598 | \$598 | \$634 |
| 09* | Key unlocks lever; locked when key removed | D, DM | S, T or U | \$534 | \$598 | \$598 | \$634 |
| 14 | Lever always active | D, DM | S, T or U | \$534 | \$598 | \$598 | \$634 |

Trilogy Mechanical & Electronic Push Button Access Control Lever Trim - Sold with Exit Device Only (See EasyKit/Access Control Doors/ACD Section)


* Mortise cylinder not included (order separately - see page 63)

^ΩUse 625 finish for lever trim to match 629 exit device finish.


NOTE: Lever Trims are shipped RHR unless specified LHR (02, 08, 09 and 14 are Field Reversible)




EU Electrified Lever Trim - for 10/20/21 Series Devices
EUxDM Electrified Lever Trim - for 30 Series Device




EU
EUxDM



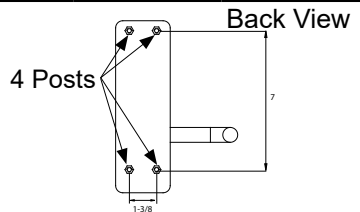
S Lever (Std.)



T Lever



U Lever




Back View
4 Posts
7
1-3/8

| | | | | Finishes | | | |
|----------|----------------------|-----------|-----------|------------|----------|----------|---------------------------------|
| Function | Description | Trim | Lever | 626 (Std.) | 693, 695 | 606, 612 | 605, 611, 613, 625 ^Ω |
| EU* | Electric Lock/Unlock | EU, EUxDM | S, T or U | \$1,105 | \$1,114 | \$1,129 | \$1,151 |

(For EU specify Fail Secure [FSE - std.] or Fail Safe [FSA] and specify handing - not field reversible)

* Mortise cylinder not included (order separately - see page 63)
^ΩUse 625 finish for lever trim to match 629 exit device finish.

NOTE: Lever Trims are shipped RHR unless specified LHR (02, 08, 09 and 14 are Field Reversible)




MC65 IC7

Also available 12VDC - Specify 12VDC


FSB

FSB LEVERS


Wide Stile FSB Levers For Use With 10/20/21/27/30 Series (long lead times apply)





EU/EUxDMFSB _____
08D/DMFSB _____
09D/DMFSB _____





02D/DMFSB _____
14D/DMFSB _____



1076



1075



1035


1016


1119


1147


1093


1058

Example 08DFSB1076


| | | | | Finishes | | | |
|----------|-----------------------------------------------|-----------|----------|------------|----------|----------|--------------------|
| Function | Description | Trim | Lever | 630 (Std.) | 693, 695 | 606, 612 | 605, 611, 613, 629 |
| 02 | Dummy lever | D, DM | FSB____† | \$838 | | | |
| 08* | Key locks/unlocks lever | D, DM | FSB____† | \$878 | | | |
| 09* | Key unlocks lever; locked when key removed | D, DM | FSB____† | \$878 | | | |
| 14 | Lever always active | D, DM | FSB____† | \$878 | | | |
| EU* | Electric Lock/Unlock | EU, EUxDM | FSB____† | \$1,364 | | | |

(For EU specify Fail Secure [FSE - std.] or Fail Safe [FSA] and specify handing - not field reversible)

FSB Lever Trims available in 630 / US32D Brushed Stainless Steel finish only
 * Mortise cylinder not included (order separately - see page 63)

NOTE: Lever Trims are shipped RHR unless specified LHR (02, 08, 09 and 14 are Field Reversible)

† To order, use FSB then 4-letter designator. (Example: FSB1076)



MC65 IC7

ADVANTEX® 40 SERIES (NARROW RIM)

POWER TRANSFERS

For no power transfers: leave blank
FC3 = 3" Flex Conduit
FC10 = 10" Flex Conduit
FC3W = 3" Weatherized Flex Conduit
FC10W = 10" Weatherized Flex Conduit

PTS = Power Transfer
E8H = Electric Hinge

FASTENERS

For standard machine, wood & self-drilling screws, leave blank
SN1 = Sex Nuts/
 Throughbolts (Hurricane rated hardware includes sex nuts for latch bolt)

SILENCER

For standard pushpad, leave blank
SLR = Silent Latch & Pushpad

DOOR WIDTH

24" wide door
 30" wide door
 36" wide door (3")*
 48" wide door (4')

ANTIMICROBIAL

For no coating, leave blank
AM = Antimicrobial Coating

DOOR HANDING

RHR = Right hand reverse*
LHR = Left hand reverse

KEYSTOP

For no keystop, leave blank
KS = Keystop (Available with EA, EB W, EE, EE ER, EI functions)

STRIKES

98 = Semi-Mortise*
99 = Surface

DOGGING FUNCTION

LD = Less/No dogging
HD = Hex key dogging
CD = Cylinder key dogging

OUTSIDE TRIM / DEVICE FINISH

605 = Polished brass (PVD)
606 = Brushed brass (PVD)
611 = Polished bronze (PVD)
612 = Brushed bronze (PVD)
613 = Oil rubbed bronze
625 = Polished chrome
626 = Brushed chrome (std. on lever trims)
628 = Aluminum, powder coated (device only)
629 = Polished stainless steel
630 = Brushed stainless steel (std. on pull trims & device)
693 = Black, powder coated
695 = Dark bronze, powder coated

KNURLING

For no knurling, leave blank
KN = Knurled (lever trim only)

SERIES TYPE

40 = Rim device, narrow stile
40XW = Weatherized Rim device, narrow stile (non-electrified)

OUTSIDE TRIM FUNCTION

For no outside trim, leave blank
01CN = Exit only, blank plate
02CN = Dummy pull trim
03CN = Key retracts latch; pull trim
03WS = Key retracts latch; plate - short
01DN = Blank escutcheon; Narrow lever handle (handed) (J, Q, S, T, U or FSB1076 lever)**
02DN = Dummy lever trim
08DN = Active lever, key locks / unlocks lever; Narrow lever handle (handed) (J, Q, S, T, U or FSB1076 lever)** (Classroom)
09DN = Lever trim active by key, locked when key removed; Narrow lever handle (handed) (J, Q, S, T, U or FSB1076 lever**)
14DN = Active lever, no key cylinder; Narrow lever handle (handed) (J, Q, S, T, U or FSB1076 lever**)
CBK = Cylinder bracket kit, 03 only, plate & pull handle by others required
EU2W = Electric Unlock Trim (24VDC & Fail Secure F[SE] Std.) - Specify handing (not field reversible). For 12VDC specify 12VDC. For Fail Safe specify FSA.

ELECTRIFIED FUNCTION

For no electrified function, leave blank

Standard
Select Arming Time and Auto Rearm
EA = Electric Alarm
EA EX = Exit Alarm with Request To Exit (Signal) Switch
EA EXV = Exit Alarm with Request To Exit (3Amp Current) Switch
ED = Electric Dogging
EX = Request To Exit (Signal) Switch
EXV = Request To Exit (3Amp Current) Switch
EI = Electric Integration (logic controller required)
ES = Electric Switching (dead latch & OKC switches)

Delayed Egress
Select Arming Delay, Delayed Egress Time and Silent Arming
EE = Delayed Egress

Power Supply for Delayed Egress
 Comes standard with 90-800 power supply
Single = (1) 90-800 w/o bat backup
Pair = (1) 90-800 w/o bat backup

Weatherized Alarms

Select Arming Time and Auto Rearm
EB W = Electric Battery Operated Exit Alarm Weatherized
EB EX W = Electric Battery Operated Exit Alarm Weatherized with Request To Exit (Signal) Switch
EB EXV W = Electric Battery Operated Exit Alarm Weatherized with Request To Exit (3Amp Current) Switch

Latch Retraction

ER EX = Electric Latch Retraction with Request To Exit Switch (silencer standard)
ER EX W = Electric Latch Retraction Weatherized with Request To Exit Switch (silencer standard)

Power Supply / Controller for Latch Retraction Only (ER EX & ER EX W)
 Order/Sold Separately
Single = 81-800
Pair = 82-800
2 Independent Singles = 83-800

Weatherized Others

ER EX W = Electric Latch Retraction Weatherized with Request To Exit Switch (silencer standard)
EX W = Request To Exit (Signal) Switch Weatherized
EXV W = Request To Exit (3Amp Current) Switch Weatherized
WIDE = Weatherized Delayed Egress (see EasyKits)


Delayed Egress/Latch Retraction

EE ER = Delayed Egress with Electric Latch Retraction (silencer standard)

Required Power Supply / Controller for Delayed Egress with Latch Retraction (EE ER)
 Order/Sold Separately
Single EE ER = 84-800
Pair of EE ER = 85-800
One EE ER and One EE = 85-800 EE
One EE ER and One ER = 85-800 ER

NOTE: * = default/standard

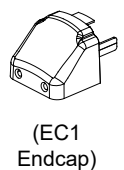
Also see online version at detex.com/hto



Detex products can expose you to chemicals including Chromium (hexavalent compounds) and Lead, which are known to the State of California to cause cancer and birth defects or other reproductive harm. For more information go to www.detex.com/prop65



NOTE:
For all trim information and graphics see page 26



| | | Finishes | | | | | |
|-------------------------|-----------------------------------------------|-----------------------------|----------------|----------------|----------|----------|--------------------|
| | | Device | 630 (Std.) | 628 | 693, 695 | 606, 612 | 605, 611, 613, 629 |
| Device Only - Exit Only | | 40 | \$1,473 | \$1,282 | \$1,373 | \$1,616 | \$1,745 |
| Device with pull trim | Outside Function | Device/Function/Trim | 630/630 | 628/630 | | | |
| | 01 Exit only, cover plate | 4001CN | \$1,663 | \$1,472 | \$1,632 | \$1,875 | \$2,004 |
| | 02 Dummy pull trim | 4002CN | \$1,772 | \$1,581 | \$1,752 | \$1,955 | \$2,084 |
| | 03 Key Retracts Latch pull trim | 4003CN | \$1,782 | \$1,591 | \$1,817 | \$1,985 | \$2,114 |
| | 03 Key Retracts Latch cylinder trim | 4003WS | \$1,618 | \$1,427 | \$1,538 | \$1,804 | \$1,956 |
| | | | 630/626 | 628/626 | | | |
| Device with lever trim | 01 Blank Escutcheon | 4001DN | \$1,905 | \$1,714 | \$1,842 | \$2,115 | \$2,284 |
| | 02 Dummy Lever Trim | 4002DN | \$1,905 | \$1,714 | \$1,842 | \$2,115 | \$2,284 |
| | 08 Key Locks/Unlocks Lever | 4008DN | \$2,007 | \$1,816 | \$1,971 | \$2,214 | \$2,379 |
| | 09 Key Unlocks Lever; Locked when key removed | 4009DN | \$2,007 | \$1,816 | \$1,971 | \$2,214 | \$2,379 |
| | 14 Lever Always Active | 4014DN | \$2,007 | \$1,816 | \$1,901 | \$2,214 | \$2,379 |
| | EU2W Electric Lock/Unlock | 40EU2W | \$2,578 | \$2,387 | \$2,487 | \$2,745 | \$2,896 |

Special Note: Specify EU2W trim for Hollow Metal Door, fits doors with minimum 4" (or greater) stile

DEVICE COMES STANDARD WITH:

| | | |
|----------------------------------------------------------------------------------------------------|----------------------------------------------|-----------------|
| Same finish, device exterior (except 628 finish which includes stainless steel pushpad and endcap) | HD Hex Dogging | (98 Strike) |
| EC1 Ramped Endcap - Heavy Duty | 36" 36" Device for 3-foot doors | |
| NOTE: For 2" stile doors, specify EC2 | 98 Semi-Mortise Strike Extended Extrusion | |

OPTIONS

| | |
|----------------------------------------------------------------------------------------------------------------|------------------------------------|
| F Fire Rated - Specify prefix F (ex. F4001) | Add \$150 |
| H Hurricane Rated - Specify prefix H (ex. H4001) | Add \$75 |
| FH Fire Rated/Hurricane Rated - Specify prefix FH (ex. FH4001) | Add \$225 |
| W Weatherized (Mechanical only - For weatherized electrified functions, see Electrified Options) | Add \$200 |
| Electrified Options - see pages 50-56 | |
| Custom lengths - Specify size (min. 24" to max. 48") | Add \$75 |
| Note: See Electrified Options for availability on devices shorter than 30", certain sizes come with EC2 endcap | |
| 48" 48" Device for 4-foot doors | Add \$31 |
| EC2 Flush Endcap | No charge when ordered with device |
| AM Anti-Microbial (AM coating applied to pushpad, pull handles, and lever handles only) | Add \$60 |
| SN1 Sex Nuts / Throughbolts (Device with trim requires 1 set / Device only requires 2 sets) | \$16 PER SET |
| KS Keystop Installed (alarm always armed when key removed) | Add \$5 |
| SLR Silent Pushpad Return | Add \$75 |
| CD Cylinder Dogging | No charge when ordered with device |
| LD Less Dogging | No charge when ordered with device |
| 94 Double Door Strike Available - see page 62 | No charge when ordered with device |
| 99 Surface Strike | No charge when ordered with device |

NOTE - Cylinders not included. Products on this page can be ordered with cylinders (C65) or Interchangeable core housings (IC7) pre-installed at Detex prior to shipping (See page 63).

ADVANTEX® 50/51 SERIES (NARROW SURFACE VERTICAL CAL ROD)

RATING

For no rating, leave blank
H = Hurricane Rated
F = Fire Rated (Less/No Dogging Only) - Fire pin included for F51
FH = Hurricane and Fire Rated

KNURLING

For no knurling, leave blank
KN = Knurled (lever trim only)

SERIES TYPE

50 = SVR, narrow stile
50xW = Weatherized SVR, narrow stile (non-electrified)
51 = SVR, top rod only, narrow stile
51xW = Weatherized SVR, top rod only, narrow stile (non-electrified)

OUTSIDE TRIM / DEVICE FINISH

605 = Polished brass (PVD)
606 = Brushed brass (PVD)
611 = Polished cylinder (PVD)
612 = Brushed bronze (PVD)
613 = Oil rubbed bronze
625 = Polished chrome
626 = Brushed chrome (std. on lever trims)
628 = Aluminum, powder coated (device only)
629 = Polished stainless steel
630 = Brushed stainless steel (std. on pull trims & device)
693 = Black, powder coated
695 = Dark bronze, powder coated

DOGGING FUNCTION

LD = Less/No dogging
HD = Hex key dogging
CD = Cylinder key dogging

PRE-INSTALLED CYLINDERS

If cylinders provided by others, leave blank
MC65 = Mortise Cylinder(s) 6pin/Keyed 5
IC7 = Mortise Cylinder(s) SFC housing
IK7 = Mortise Cylinder(s) Instakey housing
RC65 = Rim Cylinder(s) 6pin/Keyed 5
IC7R = Rim Cylinder(s) SFC housing
IK7R = Rim Cylinder(s) Instakey housing

POWER TRANSFERS

For no power transfers, leave blank
ENDCAP
EC1 = Ramped endcap*
EC2 = Flush endcap
FC3 = 3" Flex Conduit
FC10 = 10" Flex Conduit
FC3W = 3" Weatherized Flex Conduit
FC10W = 10" Weatherized Flex Conduit
PT5 = Power Transfer
EH8 = Electric Hinge

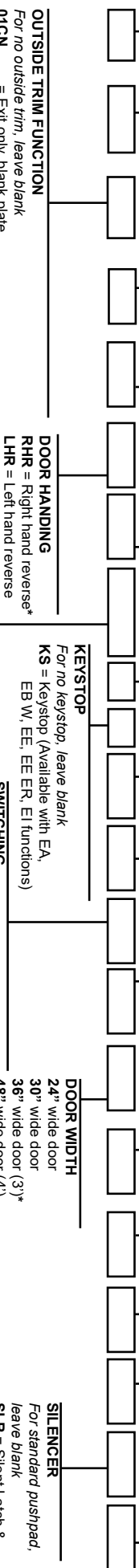
For no power transfers, leave blank
FC3 = 3" Flex Conduit
FC10 = 10" Flex Conduit
FC3W = 3" Weatherized Flex Conduit
FC10W = 10" Weatherized Flex Conduit
PT5 = Power Transfer
EH8 = Electric Hinge

ANTIMICROBIAL

For no coating, leave blank
AM = Antimicrobial Coating

FASTENERS

For standard machine, wood & self-drilling screws, leave blank
SM1 = Sex Nuts/Throughbolts



OUTSIDE TRIM FUNCTION

For no outside trim, leave blank
01CN = Exit only, blank plate
02CN = Dummy pull trim
03CN = Key retracts latch; pull trim
03WS = Key retracts latch; plate - short
01DN = Blank escutcheon; Narrow lever handle (handed) (J, Q, S, T, U or FSB1076 lever)**
02DN = Dummy lever trim
08DN = Active lever, key locks / unlocks lever; Narrow lever handle (handed) (J, Q, S, T, U or FSB1076 lever***) (classroom)
09DN = Lever trim active by key, locked when key removed; Narrow lever handle (handed) (J, Q, S, T, U or FSB1076 lever***) (storeroom)
14DN = Active lever, no key cylinder; Narrow lever handle (handed) (J, Q, S, T, U or FSB1076 lever***) (passage)
CBK = Cylinder bracket kit; 03 only, plate & pull handle by others required
EU2W = Electric Unlock Trim (24VDC & Fail Secure [FSES] Std.) - Specify handling (not field reversible). For 12VDC specify 12VDC. For Fall Safe specify FSA.

DOOR HANDLING

For no electrified function, leave blank
RHR = Right hand reverse*
LHR = Left hand reverse

KEYSTOP

For no keystop, leave blank
KS = Keystop (Available with EA, EB W, EE, EE ER, EI functions)

SWITCHING

For no switching, leave blank
LX = Latch Bolt Signal Switch
LXV = Latch Bolt 3Amp Current Switch

ELECTRIFIED FUNCTION

For no electrified function, leave blank

Standard

Select Arming Time and Auto Rearm
EA = Hardwired Electric Alarm
EA EX = Exit Alarm with Request To Exit (Signal) Switch
EA EXV = Exit Alarm with Request To Exit (3Amp Current) Switch
ED = Electric Dogging
EX = Request To Exit (Signal) Switch
EXV = Request To Exit (3Amp Current) Switch

Weatherized Alarms
Select Arming Time and Auto Rearm
EB W = Electric Battery Operated Exit Alarm Weatherized
EB EX W = Electric Battery Operated Exit Alarm Weatherized with Request To Exit (Signal) Switch
EB EXV W = Electric Battery Operated Exit Alarm Weatherized with Request To Exit (3Amp Current) Switch

Weatherized Others
ER EX W = Electric Latch Retraction Weatherized with Request To Exit (silencer standard)
EX W = Request To Exit (Signal) Switch Weatherized
EXV W = Request To Exit (3Amp Current) Switch Weatherized
WDE = Weatherized Delayed Egress (see EasyKits)

Delayed Egress
Select Arming Delay, Delayed Egress Time and Silent Arming
EE = Delayed Egress
Power Supply for Delayed Egress
Comes standard with 90-800 power supply
Single = (1) 90-800 w/o bat backup
Pair = (1) 90-800 w/o bat backup

Latch Retraction
ER EX = Electric Latch Retraction with Request To Exit Switch (silencer standard)
ER EX W = Electric Latch Retraction Weatherized with Request To Exit Switch (silencer standard)


Delayed Egress/Latch Retraction
EE ER = Delayed Egress with Electric Latch Retraction (silencer standard)
Required Power Supply / Controller for Delayed Egress with Latch Retraction (EE ER)
Order/Sold Separately
Single EE ER = 84-800
Pair of EE ER = 85-800
One EE ER and One EE = 85-800 EE
One EE ER and One ER = 85-800 ER

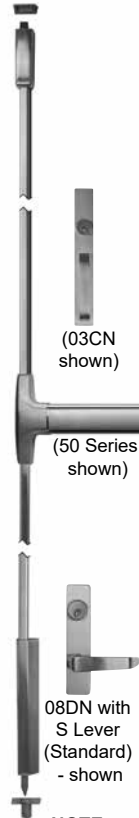
Fire-rated trims must be full safe (FSA)

**Other FSB levers available: 1016, 1035, 1058, 1075, 1093, 1119, 1147. FSB levers available in 630 finish only. See catalog pages for more information.

NOTE: * = default/standard

Also see online version at detex.com/hto





NOTE:
For all trim information and graphics see page 26

| | Top & Bottom Rod Device | Top Rod Only Device | Finishes | | | | |
|-----------------------------------------------|-------------------------|---------------------|------------|---------|----------|----------|--------------------|
| | | | 630 (Std.) | 628 | 693, 695 | 606, 612 | 605, 611, 613, 629 |
| Device Only - Exit Only | 50 | 51 | \$2,185 | \$1,808 | \$1,973 | \$2,228 | \$2,482 |
| Outside Function | Device/Function/Trim | | 630/630 | 628/630 | | | |
| 01 Exit only, cover plate | 5001CN | 5101CN | \$2,375 | \$1,998 | \$2,232 | \$2,487 | \$2,741 |
| 02 Dummy pull trim | 5002CN | 5102CN | \$2,484 | \$2,107 | \$2,352 | \$2,567 | \$2,821 |
| 03 Key Retracts Latch pull trim | 5003CN | 5103CN | \$2,494 | \$2,117 | \$2,417 | \$2,597 | \$2,851 |
| 03 Key Retracts Latch cylinder trim | 5003WS | 5103WS | \$2,330 | \$1,953 | \$2,138 | \$2,416 | \$2,693 |
| | | | 630/626 | 628/626 | | | |
| 01 Blank Escutcheon | 5001DN | 5101DN | \$2,597 | \$2,220 | \$2,422 | \$2,700 | \$2,999 |
| 02 Dummy Lever Trim | 5002DN | 5102DN | \$2,597 | \$2,220 | \$2,422 | \$2,700 | \$2,999 |
| 08 Key Locks/Unlocks Lever | 5008DN | 5108DN | \$2,675 | \$2,298 | \$2,571 | \$2,826 | \$3,116 |
| 09 Key Unlocks Lever; Locked when key removed | 5009DN | 5109DN | \$2,719 | \$2,342 | \$2,571 | \$2,826 | \$3,116 |
| 14 Lever Always Active | 5014DN | 5114DN | \$2,675 | \$2,298 | \$2,501 | \$2,826 | \$3,116 |
| EU2W Electric Lock/Unlock | 50EU2W | 51EU2W | \$3,198 | \$2,821 | \$2,995 | \$3,265 | \$3,541 |

Special Note: Specify EU2W trim for Hollow Metal Door, fits doors with minimum 4" (or greater) stile
Note: Devices are shipped RHR unless specified LHR (Field Reversible)

DEVICE COMES STANDARD WITH:

- Rod Covers
- Same finish, device exterior (except 628 finish which includes stainless steel cover, pushpad and endcap)
- EC1 Ramped Endcap - Heavy Duty
- NOTE: For 2" stile doors, specify EC2

- HD Hex Dogging
- 36" 36" Device for 3-foot doors
- 84" 84" Rods for 7-foot doors
- 96 Surface Strike
- 96 Dust Proof Bottom Strike (50 Series only) Extended Extrusion
- (96 Surface Strike)
- (96 Dust Proof Bottom Strike)

OPTIONS

| | |
|---------------------------------------------------------------------------------------------------------------------------------------------------------------------------|------------------------------------|
| F Fire Rated - Specify prefix F (ex. F5001) - Fire pin included for F51 Series Only | Add \$150 |
| H Hurricane Rated - Specify prefix H (ex. H5001) | Add \$75 |
| FH Fire Rated/Hurricane Rated - Specify prefix FH (ex. FH5001) | Add \$225 |
| W Weatherized (Mechanical only - For weatherized electrified functions, see Electrified Options) | Add \$200 |
| For Electrified Options see pages 50-56 | |
| Custom lengths - Specify size (min. 24" to max. 48") | Add \$75 |
| Note: See Electrified Options for availability on devices shorter than 30", certain sizes come with EC2 endcap | |
| 48" 48" Device for 4-foot doors | Add \$31 |
| 96" Add for 8-foot doors | Add \$30 |
| 120" Add for 10-foot doors | Add \$75 |
| EC2 Flush Endcap | No charge when ordered with device |
| AM Anti-Microbial (AM coating applied to pushpad, pull handles, and lever handles only) | Add \$60 |
| SN1 Sex Nuts / Throughbolts (50 device with trim requires 3 sets / 50 device only requires 4 sets) (51 device with trim requires 2 sets / 51 device only requires 3 sets) | \$16 PER SET |
| KS Keystop Installed (alarm always armed when key removed) | Add \$5 |
| SLR Silent Pushpad Return | Add \$75 |
| CD Cylinder Dogging | No charge when ordered with device |
| LD Less Dogging | No charge when ordered with device |

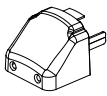
NOTE - Cylinders not included. Products on this page can be ordered with cylinders (C65) or interchangeable core housings (IC7) pre-installed at Detex prior to shipping (See page 63).

NOTE - Application note for 2' device (Available on Surface Vertical Device. Will ship less UL Fire label):

When vertical rod devices are used on both doors of a pair, operation of the inactive door (smaller door) will not disengage the active door, creating a potential safety issue for those using the inactive door during an emergency.







(EC2 Endcap)



(EC1 Endcap)






PLATES AND PULL TRIMS

| WS Trim for 40/50/51 Series Devices | | | CN Trim for 40/50/51 Series Devices S Handle | | | | |
|-----------------------------------------------------------------------------------------------|------------------------|------|-----------------------------------------------------------------------------------------------------------------------------------------------------------------------------------------------------------------------------------------------------------------------------------------------|------------|----------|----------|--------------------|
|  03WS | | |  01CN  02CN  03CN | | | | |
| Finishes | | | | | | | |
| Function | Description | Trim | 625, 626 | 630 (Std.) | 693, 695 | 606, 612 | 605, 611, 613, 629 |
| 03* | Key retracts latch | WS** | \$145 | N/A | \$165 | \$188 | \$211 |
| 01 | Exit only, cover plate | CN | N/A | \$190 | \$259 | \$259 | \$259 |
| 02 | Dummy pull | CN | N/A | \$299 | \$379 | \$339 | \$339 |
| 03* | Key retracts latch | CN | N/A | \$309 | \$444 | \$369 | \$369 |

* Rim cylinder not included (order separately - see page 63)



LEVER TRIMS

| DN Trims for 40/50/51 Series Devices | | | | | | | | | |
|---------------------------------------------------------------------------------------------------------------|---------------------------------------------------|----------------------------------------------------------------------------------------------------------------|-----------|-----------------------------------------------------------------------------------------------------------|----------|-----------------------------------------------------------------------------------------------------|---------------------------------|------------------------------------------------------------------------------------------------------|--|
|  08DN 09DN | |  02DN 14DN | |  S Lever (Std.) | |  T Lever | |  U Lever | |
| Finishes | | | | | | | | | |
| Function | Description | Trim | Lever | 626 (Std.) | 693, 695 | 606, 612 | 605, 611, 613, 625 ^Ω | | |
| 01 | Blank Escutcheon | DN | N/A | \$432 | \$469 | \$499 | \$539 | | |
| 02 | Dummy lever | DN | S, T or U | \$432 | \$469 | \$499 | \$539 | | |
| 08* | Key locks/unlocks lever | DN | S, T or U | \$534 | \$598 | \$598 | \$634 | | |
| 09* | Lever trim active by key; locked when key removed | DN | S, T or U | \$534 | \$598 | \$598 | \$634 | | |
| 14 | Lever always active | DN | S, T or U | \$534 | \$528 | \$598 | \$634 | | |

For Vandal Resistant Lever, specify suffix 2W (example: 08D2W). See page 74 for more information.

* Mortise cylinder not included (order separately - see page 63)

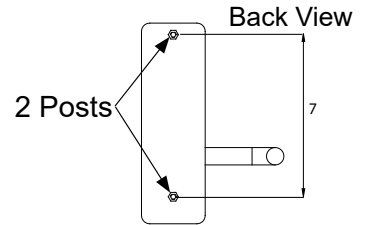
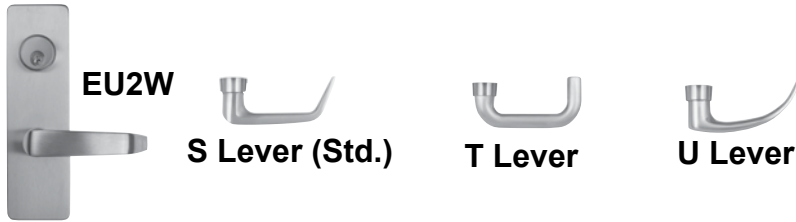
^ΩUse 625 finish for lever trim to match 629 exit device finish.

NOTE: Lever Trims are shipped RHR unless specified LHR (02, 08, 09 and 14 are Field Reversible)



103789 Cylinder Nut Socket
100783 Cylinder Nut
See page 122 for more information

EU2W Electrified Lever Trim for 40/50/51 Series Devices



Special Note: Specify EU2W trim for Hollow Metal Door, fits doors with minimum 4" (or greater) stile

| Function | Description | Trim | Lever | Finishes | | | |
|----------|--------------------------------------|------|-----------|------------|----------|----------|---------------------------------|
| | | | | 626 (Std.) | 693, 695 | 606, 612 | 605, 611, 613, 625 ^Ω |
| EU2W* | Electric Lock/Unlock Wide Escutcheon | EU2W | S, T or U | \$1,105 | \$1,114 | \$1,129 | \$1,151 |

(For EU2W specify Fail Secure [FSE - std.] or Fail Safe [FSA] and specify handing - not field reversible)

* Mortise cylinder not included (order separately - see page 63)
^ΩUse 625 finish for lever trim to match 629 exit device finish.
NOTE: Lever Trims are shipped RHR unless specified LHR

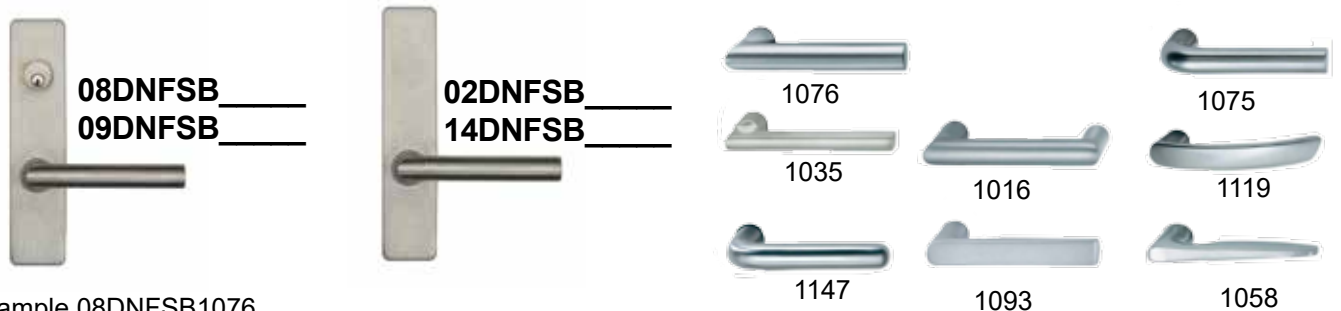


Also available 12VDC - Specify 12VDC



FSB LEVERS

Narrow Stile FSB Levers For Use With 40/50/51 Series (long lead times apply)



Example 08DNFSB1076

| Function | Description | Trim | Lever | Finishes | | | |
|----------|--------------------------------------------|------|------------|------------|----------|----------|--------------------|
| | | | | 630 (Std.) | 693, 695 | 606, 612 | 605, 611, 613, 629 |
| 02 | Dummy lever | DN | FSB_ ___ † | \$838 | | | |
| 08* | Key locks/unlocks lever | DN | FSB_ ___ † | \$878 | | | |
| 09* | Key unlocks lever; locked when key removed | DN | FSB_ ___ † | \$878 | | | |
| 14 | Lever always active | DN | FSB_ ___ † | \$878 | | | |

(For EU specify Fail Secure [FSE - std.] or Fail Safe [FSA] and specify handing - not field reversible)

FSB Lever Trims available in 630 / US32D Brushed Stainless Steel finish only

* Mortise cylinder not included (order separately - see page 63)

NOTE: Lever Trims are shipped RHR unless specified LHR (02, 08, 09 and 14 are Field Reversible)

† To order, use FSB then 4-letter designator. (Example: FSB1076)



ADVANTEX® 60/61/62/63 SERIES (NARROW CONCEALED VERTICAL ROD)

RATING

For no rating, leave blank
F = Fire Rated (Less/No Dogging Only)

KNURLING
 For no knurling, leave blank
KN = Knurled (lever trim only)

SERIES TYPE
60 = CVR/EC2, narrow stile, aluminum door
61 = CVR/EC2, top rod only, narrow stile, aluminum door
62 = CVR, narrow stile, hollow metal door
63 = CVR, top rod only, narrow stile, hollow metal door

OUTSIDE TRIM / DEVICE FINISH

605 = Polished brass (PVD)
606 = Brushed brass (PVD)
611 = Polished bronze (PVD)
612 = Brushed bronze (PVD)
613 = Oil rubbed bronze
625 = Polished chrome
626 = Brushed chrome (std. on lever trims)
628 = Aluminum, powder coated (device only)
629 = Polished stainless steel
630 = Brushed stainless steel (std. on pull trims & device)
693 = Black, powder coated
695 = Dark bronze, powder coated

DOGGING FUNCTION

LD = Less/No dogging
HD = Hex key dogging
CD = Cylinder key dogging

PRE-INSTALLED CYLINDERS

If cylinders provided by others, leave blank
MC65 = Mortise Cylinder(s) 6pin/Keyed 5
IC7 = Mortise Cylinder(s) SFC housing
IK7 = Mortise Cylinder(s) InstakKey housing
RC65 = Rim Cylinder(s) 6pin/Keyed 5
IC7R = Rim Cylinder(s) SFC housing
IK7R = Rim Cylinder(s) InstakKey housing

ENDCAP

EC1 = Ramped endcap*
EC2 = Flush endcap

ANTIMICROBIAL

For no coating, leave blank
AM = Antimicrobial Coating

POWER TRANSFERS

For no power transfers, leave blank
FC3 = 3' Flex Conduit
FC10 = 10' Flex Conduit
PT5 = Power Transfer
EH8 = Electric Hinge

FASTENERS

For standard machine, wood & self-drilling screws, leave blank
SN1 = Sex Nuts/Throughbolts

SILENCER

For standard pushpad, leave blank
SLR = Silent Latch & Pushpad

DOOR HANDING

RHR = Right hand reverse*
LHR = Left hand reverse

KEYSTOP

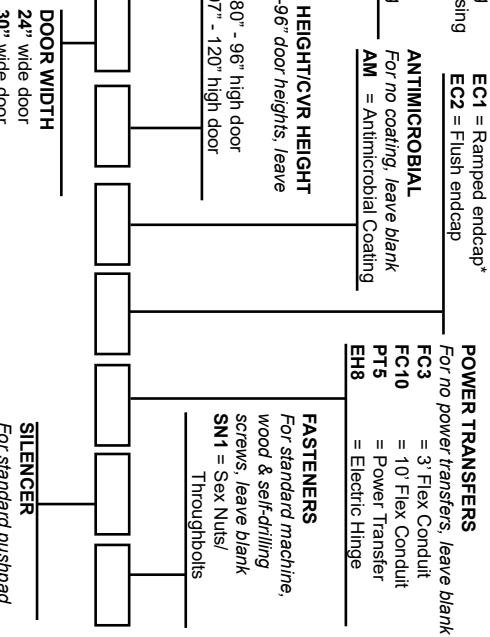
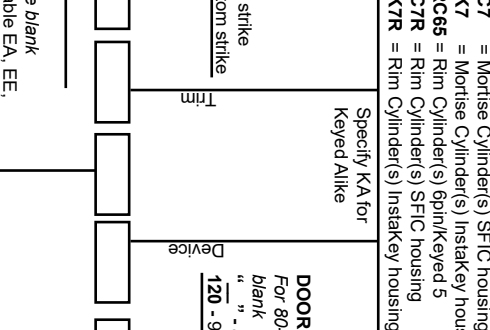
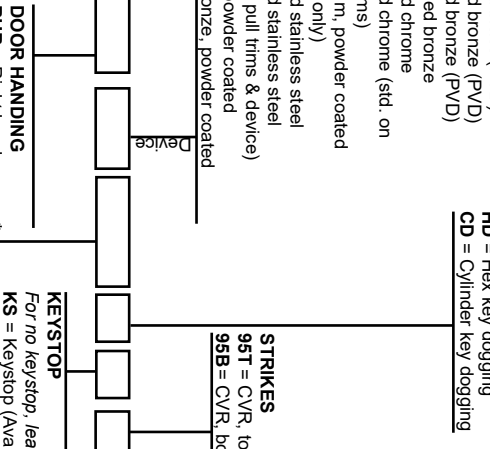
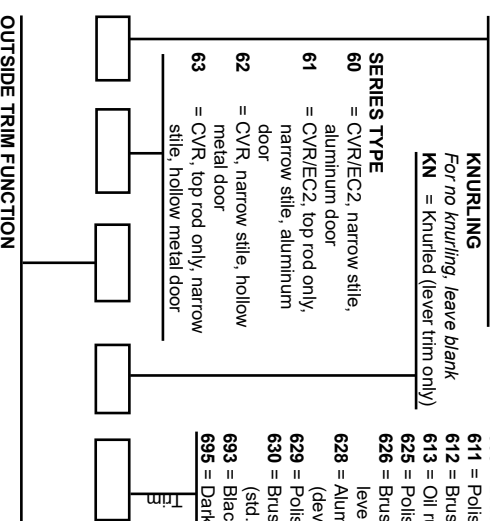
For no key/stop, leave blank
KS = Keystop (Available EA, EE, EE ER, EI functions)

SWITCHING

For no switching, leave blank
LX = Latch Bolt Signal Switch
LXV = Latch Bolt 3Amp Current Switch

DOOR WIDTH

24" wide door
30" wide door
36" wide door (3)*
48" wide door (4)



OUTSIDE TRIM FUNCTION

For no outside trim, leave blank
02WP = Dummy wire pull handle
01CNV = CVR, narrow blank plate
02CNV = CVR, Dummy pull handle
03CNV = CVR, Key retracts latch; Narrow pull handle
03R = CVR, Key retracts latch; Cylinder escutcheon
02DNV = CVR, Dummy narrow lever handle (handed) (S, T or U lever)
08DNV = CVR, Active lever; key locks / unlocks lever; Narrow lever handle (handed) (S, T or U lever) (classroom)
09DNV = CVR, Lever trim active by key, locked when key removed; Narrow lever handle (handed) (S, T or U lever) (storeroom)
14DNV = CVR, Active lever, no key cylinder; Narrow lever handle (handed) (S, T or U lever) (passage)

ELECTRIFIED FUNCTION

For no electrified function, leave blank
Standard
EA = Exit Alarm with Request To Exit (Signal) Switch
EA EX = Exit Alarm with Request To Exit (Signal) Switch (3Amp Current) Switch
EA EXV = Exit Alarm with Request To Exit (Signal) Switch (3Amp Current) Switch
ED = Electric Dogging
EX = Request To Exit (Signal) Switch
EXV = Request To Exit (3Amp Current) Switch

Delayed Egress
 Select Arming Delay, Delayed Egress Time and Silent Arming
EE = Delayed Egress
Power Supply for Delayed Egress
 Comes standard with 90-800 power supply
Single = (1) 90-800 w/o bat backup
Pair = (1) 90-800 w/o bat backup

Delayed Egress/Latch Retraction
EE ER = Delayed Egress with Electric Latch Retraction (silencer standard)
Required Power Supply/Controller for Delayed Egress with Latch Retraction (EE ER)
 Order/Sold Separately
Single EE ER = 84-800
Pair of EE ER = 85-800
One EE ER and One EE = 85-800 EE
One EE ER and One ER = 85-800 ER

Power Supply / Controller for Latch Retraction Only (ER)


Order/Sold Separately
Single = 81-800
Pair = 82-800
2 Independent Singles = 83-800

Fire-rated trims must be fail safe (FSA)

**Other FSB levers available: 1016, 1035, 1058, 1075, 1093, 1119, 1147. FSB levers available in 630 finish only. See catalog pages for more information.

NOTE: * = default/standard

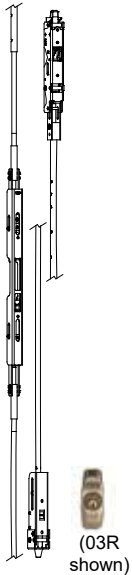
Also see online version at detex.com/hto



Detex products can expose you to chemicals including Chromium (hexavalent compounds) and Lead, which are known to the State of California to cause cancer and birth defects or other reproductive harm. For more information go to www.detex.com/pdps5

March 22, 2019

60/61 SERIES CONCEALED VERTICAL ROD EXIT DEVICES (NARROW STILE FOR ALUMINUM DOOR)

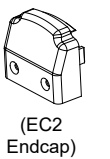


| | Top & Bottom Rod Device | Top Rod Only Device | Finishes | | | | |
|-------------------------------|-----------------------------------------------|---------------------|------------|---------|----------|----------|--------------------|
| | | | 630 (Std.) | 628 | 693, 695 | 606, 612 | 605, 611, 613, 629 |
| Device Only - Exit Only | 60 | 61 | \$2,340 | \$2,006 | \$2,193 | \$2,600 | \$2,878 |
| | Device/Function/Trim | | 630/630 | 628/630 | | | |
| Device with pull trim | Outside Function | | | | | | |
| | 01 Exit only, cover plate | 6001CNV 6101CNV | \$2,539 | \$2,205 | \$2,407 | \$2,814 | \$3,097 |
| | 01 Dummy pull trim | 6002CNV 6102CNV | \$2,619 | \$2,285 | \$2,532 | \$2,939 | \$3,217 |
| | | 6002WP 6102WP | \$2,559 | \$2,225 | N/A | N/A | N/A |
| | 03 Key Retracts Latch cylinder trim | 6003R 6103R | \$2,660 | \$2,326 | N/A | N/A | N/A |
| | 03 Key Retracts latch pull trim | 6003CNV 6103CNV | \$2,739 | \$2,405 | \$2,611 | \$3,018 | \$3,296 |
| Device with lever trim | | | 630/626 | 628/626 | | | |
| | 01 Blank Escutcheon | 6001DNV 6101DNV | \$2,850 | \$2,516 | \$2,702 | \$3,114 | \$3,502 |
| | 02 Dummy Lever Trim | 6002DNV 6102DNV | \$2,850 | \$2,516 | \$2,702 | \$3,114 | \$3,502 |
| | 08 Key Locks/Unlocks Lever | 6008DNV 6108DNV | \$2,926 | \$2,592 | \$2,802 | \$3,279 | \$3,570 |
| | 09 Key Unlocks Lever; Locked when key removed | 6009DNV 6109DNV | \$2,926 | \$2,592 | \$2,802 | \$3,279 | \$3,570 |
| | 14 Outside Lever Always Active | 6014DNV 6114DNV | \$2,926 | \$2,592 | \$2,802 | \$3,279 | \$3,570 |



08DNV with S Lever shown

NOTE:
For all trim information and graphics see page 32



(EC2 Endcap)



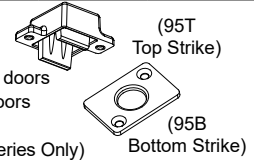
(EC1 Endcap)

Note: Devices are shipped RHR unless specified LHR (Field Reversible)

DEVICE COMES STANDARD WITH:

Same finish, device exterior (except 628 finish which includes stainless steel cover, pushpad and endcap)
EC1 Ramped Endcap - Heavy Duty
NOTE: For 2" stile doors, specify EC2

HD Hex Dogging
36" 36" Device for 3-foot doors
80" - 96" Fits 6'8" to 8' doors
95T Top Strike
95B Bottom Strike (60 Series Only)

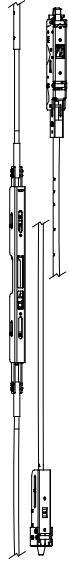


OPTIONS

| | |
|------------------------------------------------------------------------------------------------------------------------------------------------------------------------|------------------------------------|
| F Fire Rated (3 Hour) with steel door - Specify prefix F (ex. F6001) - Fire pin included for F61 Series Only | Add \$150 |
| For Electrified Options see pages 50-56 | |
| Custom lengths - Specify size (min. 24" to max. 48") Note: See Electrified Options for availability on devices shorter than 30", certain sizes come with EC2 endcap | Add \$75 |
| 48" 48" Device for 4-foot doors | Add \$31 |
| 120" Add for doors 97" to 120" (10 ft.) | Add \$75 |
| EC2 Flush Endcap | No charge when ordered with device |
| AM Anti-Microbial (AM coating applied to pushpad, pull handles, and lever handles only) | Add \$60 |
| SN1 Sex Nuts / Throughbolts (Device with trim requires 1 set long / Device only requires 1 set long, 1 set short) | \$16 PER SET |
| KS Keystop Installed (alarm always armed when key removed) | Add \$5 |
| SLR Silent Pushpad Return | Add \$75 |
| CD Cylinder Dogging | No charge when ordered with device |
| LD Less Dogging | No charge when ordered with device |

NOTE - Cylinders not included. Products on this page can be ordered with cylinders (C65) or Interchangeable core housings (IC7) pre-installed at Detex prior to shipping (See page 63).

62/63 SERIES CONCEALED VERTICAL ROD EXIT DEVICES (NARROW STILE FOR HOLLOW METAL DOOR)



(62 Series shown)

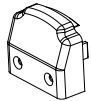


(03R shown)

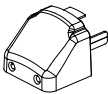


08DNV with S Lever shown

NOTE:
For all trim information and graphics see page 32



(EC2 Endcap)



(EC1 Endcap)

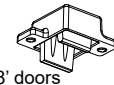
| | Top & Bottom Rod Device | Top Rod Only Device | Finishes | | | | 605, 611, 613, 629 |
|---------------------------------|-----------------------------------------------|---------------------|------------|---------|----------|----------|--------------------|
| | | | 630 (Std.) | 628 | 693, 695 | 606, 612 | |
| Device Only - Exit Only | 62 | 63 | \$2,340 | \$2,006 | \$2,193 | \$2,600 | \$2,878 |
| Outside Function | Device/Function/Trim | | 630/630 | 628/630 | | | |
| Device with pull trim | 01 Exit only, cover plate | 6201CNV 6301CNV | \$2,539 | \$2,205 | \$2,407 | \$2,814 | \$3,097 |
| | 01 Dummy pull trim | 6202CNV 6302CNV | \$2,619 | \$2,285 | \$2,532 | \$2,939 | \$3,217 |
| | | 6202WP 6302WP | \$2,559 | \$2,225 | N/A | N/A | N/A |
| | 03 Key Retracts Latch cylinder trim | 6203R 6303R | \$2,660 | \$2,326 | N/A | N/A | N/A |
| 03 Key Retracts latch pull trim | 6203CNV 6303CNV | \$2,739 | \$2,405 | \$2,611 | \$3,018 | \$3,296 | |
| | | | 630/626 | 628/626 | | | |
| Device with lever trim | 01 Blank Escutcheon | 6201DNV 6301DNV | \$2,850 | \$2,516 | \$2,702 | \$3,114 | \$3,502 |
| | 02 Dummy Lever Trim | 6202DNV 6302DNV | \$2,850 | \$2,516 | \$2,702 | \$3,114 | \$3,502 |
| | 08 Key Locks/Unlocks Lever | 6208DNV 6308DNV | \$2,926 | \$2,592 | \$2,802 | \$3,279 | \$3,570 |
| | 09 Key Unlocks Lever; Locked when key removed | 6209DNV 6309DNV | \$2,926 | \$2,592 | \$2,802 | \$3,279 | \$3,570 |
| | 14 Outside Lever Always Active | 6214DNV 6314DNV | \$2,926 | \$2,592 | \$2,802 | \$3,279 | \$3,570 |

Note: Devices are shipped RHR unless specified LHR (Field Reversible)

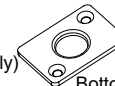
DEVICE COMES STANDARD WITH:

- Same finish, device exterior (except 628 finish which includes stainless steel cover, pushpad and endcap)
 - 36" 36" Device for 3-foot doors
 - EC1 Ramped Endcap - Heavy Duty
- NOTE:** Fits 3-1/2" stile door

- HD Hex Dogging 80" - 96" Fits 6'8" to 8' doors
- 95T Top Strike
- 95B Bottom Strike (62 Series Only)



(95T Top Strike)



(95B Bottom Strike)


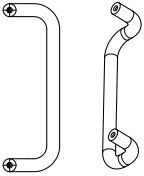



OPTIONS

| | |
|------------------------------------------------------------------------------------------------------------------------------------------------------------------------|------------------------------------|
| F Fire Rated (3 Hour) - Specify prefix F (ex. F6201) - Fire pin included for F63 Series Only | Add \$150 |
| For Electrified Options see pages 50-56 | |
| Custom lengths - Specify size (min. 24" to max. 48") Note: See Electrified Options for availability on devices shorter than 30", certain sizes come with EC2 endcap | Add \$75 |
| 48" 48" Device for 4-foot doors | Add \$31 |
| 120" Add for doors 97" to 120" (10 ft.) | Add \$75 |
| EC2 Flush Endcap | No charge when ordered with device |
| AM Anti-Microbial (AM coating applied to pushpad, pull handles, and lever handles only) | Add \$60 |
| SN1 Sex Nuts / Throughbolts (Device with trim requires 1 set long / Device only requires 1 set long, 1 set short) | \$16 PER SET |
| KS Keystop Installed (alarm always armed when key removed) | Add \$5 |
| SLR Silent Pushpad Return | Add \$75 |
| CD Cylinder Dogging | No charge when ordered with device |
| LD Less Dogging | No charge when ordered with device |

NOTE - Cylinders not included. Products on this page can be ordered with cylinders (C65) or interchangeable core housings (IC7) pre-installed at Detex prior to shipping (See page 63).

NOTES






PLATES AND PULL TRIMS

| R Trim for 60 Series Devices | | WP Trim for 60 Series Devices | | CNV Narrow Stile Trim for 62/63 Series Devices Only - S Handle | | | | | |
|-------------------------------------------------------------------------------------------------|------------------------|--------------------------------------------------------------------------------------------------|------------|-----------------------------------------------------------------------------------------------------|----------|-----------------------------------------------------------------------------------------------------|--|-----------------------------------------------------------------------------------------------------|--|
|  03R | |  02WP | |  01CNV | |  02CNV | |  03CNV | |
| | | Finishes | | | | | | | |
| Function | Description | Trim | 630 (Std.) | 693, 695 | 606, 612 | 605, 611, 613, 629 | | | |
| 03* | Key retracts latch | R | \$320 | N/A | N/A | N/A | | | |
| 02 | Dummy pull (wire) | WP | \$219 | N/A | N/A | N/A | | | |
| 01 | Exit only, cover plate | CNV | \$199 | \$214 | \$214 | \$219 | | | |
| 02 | Dummy pull | CNV | \$279 | \$339 | \$339 | \$339 | | | |
| 03* | Key retracts latch | CNV | \$399 | \$418 | \$418 | \$418 | | | |

* Rim cylinder not included (order separately - see page 63)

LEVER TRIMS



| DNV Narrow Stile Trim - for 60 Series Device | | | | | | | | | |
|---------------------------------------------------------------------------------------------------------------|---------------------------------------------------|---------------------------------------------------------------------------------------------------------------|-----------|--------------------------------------------------------------------------------------------------------------|----------|---------------------------------------------------------------------------------------------------------|---------------------------------|---------------------------------------------------------------------------------------------------------|--|
|  08DNV 09DNV | |  02DNV 14DNV | |  S Lever (Std.) | |  T Lever | |  U Lever | |
| | | | | Finishes | | | | | |
| Function | Description | Trim | Lever | 626 (Std.) | 693, 695 | 606, 612 | 605, 611, 613, 625 ^Ω | | |
| 01 | Blank Escutcheon | DNV | S, T or U | \$510 | \$509 | \$514 | \$624 | | |
| 02 | Dummy lever | DNV | S, T or U | \$510 | \$509 | \$514 | \$624 | | |
| 08* | Key locks/unlocks lever | DNV | S, T or U | \$586 | \$609 | \$679 | \$692 | | |
| 09* | Lever trim active by key; locked when key removed | DNV | S, T or U | \$586 | \$609 | \$679 | \$692 | | |
| 14 | Lever always active | DNV | S, T or U | \$586 | \$609 | \$679 | \$692 | | |

* Mortise cylinder not included (order separately - see page 63)

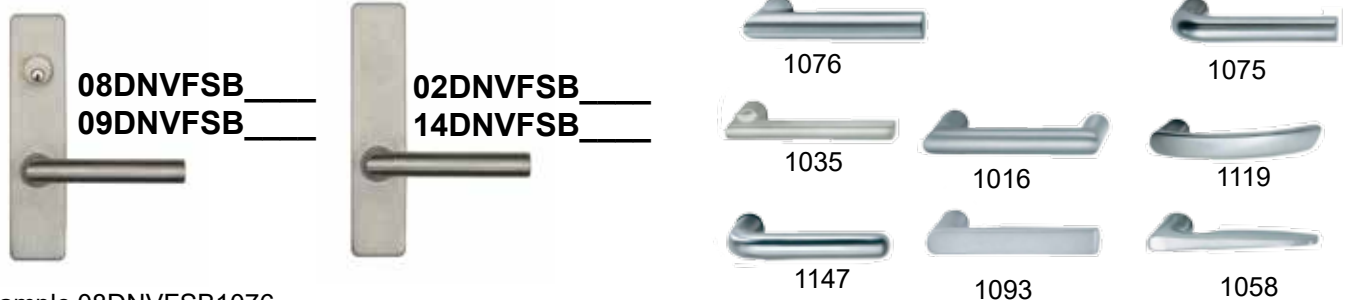
^ΩUse 625 finish for lever trim to match 629 exit device finish.

NOTE: Lever Trims are shipped RHR unless specified LHR (02, 08, 09 and 14 are Field Reversible)



103789 Cylinder Nut Socket
100783 Cylinder Nut
See page 122 for more information

Narrow Stile FSB Levers For Use With 60/61/62/63 Series (long lead times apply)



Example 08DNVFSB1076

| Function | Description | Trim | Lever | Finishes | | | |
|----------|-----------------------------------------------|------|--------------|------------|----------|----------|--------------------|
| | | | | 630 (Std.) | 693, 695 | 606, 612 | 605, 611, 613, 629 |
| 02 | Dummy lever | DNV | FSB_ _ _ _ † | \$858 | | | |
| 08* | Key locks/unlocks lever | DNV | FSB_ _ _ _ † | \$899 | | | |
| 09* | Key unlocks lever; locked when key removed | DNV | FSB_ _ _ _ † | \$899 | | | |
| 14 | Lever always active | DNV | FSB_ _ _ _ † | \$899 | | | |

Contact factory for special pricing and extended lead times.

(For EU specify Fail Secure [FSE - std.] or Fail Safe [FSA] and specify handing - not field reversible)

FSB Lever Trims available in 630 / US32D Brushed Stainless Steel finish only

* Mortise cylinder not included (order separately - see page 63)

NOTE: Lever Trims are shipped RHR unless specified LHR (02, 08, 09 and 14 are Field Reversible)

† To order, use FSB then 4-letter designator. (Example: FSB1076)



ADVANTEX® 70/71/80/81/82/83 SERIES (WIDE CONCEALED VERTICAL ROD)

RATING

For no rating, leave blank
F = Fire Rated (Less/No Dogging Only)¹

KNURLING

For no knurling, leave blank
KN = Knurled (lever trim only)

SERIES TYPE

- 70** = CVR, wide stile, wood door
- 71** = CVR, top rod only, wide stile, wood door
- 80** = CVR, wide stile, hollow metal door
- 81** = CVR, top rod only, wide stile, hollow metal door
- 82** = CVR, wide stile, aluminum door
- 83** = CVR, top rod only, wide stile, aluminum door

OUTSIDE TRIM / DEVICE FINISH

- 605** = Polished brass (PVD)
- 606** = Brushed brass (PVD)
- 611** = Polished bronze (PVD)
- 612** = Brushed bronze (PVD)
- 613** = Oil rubbed bronze
- 625** = Polished chrome
- 626** = Brushed chrome (std. on lever trims)
- 628** = Aluminum, powder coated (device only)
- 629** = Polished stainless steel
- 630** = Brushed stainless steel (std. on pull trims & device)
- 693** = Black, powder coated
- 695** = Dark bronze, powder coated

DOGGING FUNCTION

- LD** = Less/No dogging
- HD** = Hex key dogging
- CD** = Cylinder key dogging

PRE-INSTALLED CYLINDERS

- If cylinder provided by others, leave blank
- MC65** = Mortise Cylinder(s) 6pin/Keyed 5
 - IC7** = Mortise Cylinder(s) SHC housing
 - IK7** = Mortise Cylinder(s) Instakey housing
 - RC65** = Rim Cylinder(s) 6pin/Keyed 5
 - IC7R** = Rim Cylinder(s) SHC housing
 - IK7R** = Rim Cylinder(s) Instakey housing

ENDCAP

- EC1** = Ramped endcap*
- EC2** = Flush endcap

POWER TRANSFERS

- For no power transfers, leave blank
- FC3** = 3' Flex Conduit
 - PT5** = 10' Flex Conduit
 - PT5** = Power Transfer
 - EH8** = Electric Hinge

ANTIMICROBIAL

For no coating, leave blank
AM = Antimicrobial Coating

DOOR HEIGHT/CVR HEIGHT

- For 80-96" door heights, leave blank
- " " " " 80" - 96" high door
- " " " " 120" - 97" - 120" high door

DOOR WIDTH

- 24"** wide door
- 30"** wide door
- 36"** wide door (3)¹*
- 48"** wide door (4)¹

SILENCER

For standard pushpad, leave blank
SLR = Silent Latch & Pushpad

FASTENERS

For standard machine, wood & self-drilling screws, leave blank
SN1 = Sex Nuts/Throughbolts

OUTSIDE TRIM FUNCTION

- For no outside trim, leave blank
- 01CV** = CVR, Exit only, blank plate
- 02CV** = CVR, Dummy pull trim
- 02WP** = Dummy wire pull handle
- 03CV** = CVR, Key retracts latch, Wide pull handle
- 03WSV** = CVR, Key retracts latch, Wide plate - short
- 02DV** = CVR, Dummy lever handle (handed) (S, T or U lever)
- 08DV** = CVR, Active lever, key locks / unlocks lever; Wide lever handle (handed) (S, T or U lever) (classroom)
- 09DV** = CVR, Lever trim active by key, locked when key removed; Wide lever handle (handed) (S, T or U lever) (storeroom)
- 14DV** = CVR, Active lever, no key cylinder; Wide lever handle (handed) (S, T or U lever) (passage)
- EUV** = Electric Unlock Trim (24VDC/FSE Std.) - Specify handing (not field reversible). For 12VDC specify 12VDC. For Fall Safe specify FSA

DOOR HANDING

- RHR** = Right hand reverse*
- LHR** = Left hand reverse

KEYSTOP

- For no key/stop, leave blank
KS = Keystop (Available with EA, EE, EE ER, EI functions)

SWITCHING

- For no switching, leave blank
- LX** = Latch Bolt Signal Switch
 - LXV** = Latch Bolt Current Switch

ELECTRIFIED FUNCTION

- For no electrified function, leave blank
- Standard**
- Select Arming Time and Auto Rearm
 - EA = Hardwired Exit Alarm
 - EA EX = Exit Alarm with Request To Exit (Signal) Switch
 - EA EXV = Exit Alarm with Request To Exit (3amp Current) Switch
 - ED = Electric Dogging
 - EX = Request To Exit (Signal) Switch
 - EXV = Request To Exit (3amp Current) Switch
- Delayed Egress**
- Select Arming Delay, Delayed Egress Time and Silent Arming
 - EE = Delayed Egress
- Power Supply for Delayed Egress**
- Comes standard with 90-800 power supply
 - Single = (1) 90-800 w/o bat backup
 - Pair = (1) 90-800 w/o bat backup
- Latch Retraction**
- ER EX = Electric Latch Retraction with Request To Exit Switch (silencer standard)
- Power Supply / Controller for Latch Retraction Only (ER)**
- Order/Sold Separately
 - Single = 81-800
 - Pair = 82-800
 - 2 Independent Singles = 83-800

Delayed Egress/Latch Retraction

- EE ER** = Delayed Egress with Electric Latch Retraction (silencer standard)

Required Power Supply/Controller for Delayed Egress with Latch Retraction (EE ER)

- Order/Sold Separately
- Single EE ER = 84-800
- Pair of EE ER = 85-800
- One EE ER and One EE = 85-800 EE
- One EE ER and One ER = 85-800 ER

¹(7/0/71 Series only) For use with single doors up to 4'x8' and pairs of doors up to 8'x8' with Listed 90 MINUTE - See 70/71 Series Catalog page for more information

Fire-rated trims must be fall safe (FSA)

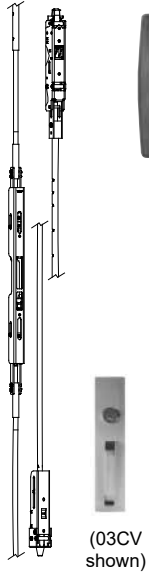
**Other FSB levers available: 1016, 1035, 1058, 1075, 1093, 1119, 1147. FSB levers available in 630 finish only. See catalog pages for more information.

NOTE: * = default/standard

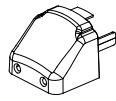
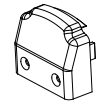
Also see online version at detex.com/hto



Detex products can expose you to chemicals including Chromium (hexavalent compounds) and lead, which are known to the State of California to cause cancer and birth defects or other reproductive harm. For more information go to www.detex.com/p00p65



NOTE:
For all trim information and graphics see page 40



| | Top & Bottom Rod Device | Top Rod Only Device | Finishes | | | | |
|-----------------------------------------------|-------------------------|---------------------|------------|---------|----------|----------|--------------------|
| | | | 630 (Std.) | 628 | 693, 695 | 606, 612 | 605, 611, 613, 629 |
| Device Only - Exit Only | 70 | 71 | \$2,279 | \$2,006 | \$2,193 | \$2,483 | \$2,826 |
| | Device/Function/Trim | | 630/630 | 628/630 | | | |
| 01 Exit only, cover plate | 7001CV | 7101CV | \$2,478 | \$2,205 | \$2,407 | \$2,697 | \$3,040 |
| 02 Dummy pull trim | 7002CV | 7102CV | \$2,558 | \$2,285 | \$2,532 | \$2,822 | \$3,165 |
| | 7002WP | 7102WP | \$2,498 | \$2,225 | N/A | N/A | N/A |
| 03 Key Retracts Latch pull trim | 7003CV | 7103CV | \$2,644 | \$2,371 | \$2,611 | \$2,901 | \$3,244 |
| 03 Key Retracts Latch cylinder trim | 7003WSV | 7103WSV | \$2,519 | \$2,246 | \$2,450 | \$2,752 | \$3,122 |
| | | | 630/626 | 628/626 | | | |
| 01 Blank Escutcheon | 7001DV | 7101DV | \$2,767 | \$2,494 | \$2,711 | \$3,006 | \$3,386 |
| 02 Dummy Lever Trim | 7002DV | 7102DV | \$2,767 | \$2,494 | \$2,711 | \$3,006 | \$3,386 |
| 08 Key Locks/Unlocks Lever | 7008DV | 7108DV | \$2,825 | \$2,552 | \$2,817 | \$3,112 | \$3,386 |
| 09 Key Unlocks Lever; Locked when key removed | 7009DV | 7109DV | \$2,825 | \$2,552 | \$2,817 | \$3,112 | \$3,475 |
| 14 Lever Always Active | 7014DV | 7114DV | \$2,825 | \$2,552 | \$2,817 | \$3,112 | \$3,475 |
| EU Electric Lock/Unlock | 70EUV | 71EUV | \$3,443 | \$3,170 | \$3,307 | \$3,757 | \$4,100 |

Device with pull trim

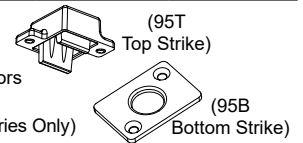
Device with lever trim

Note: Devices are shipped RHR unless specified LHR (Field Reversible)
For Top Rod Only Device specify 71 (example 7101CV)
For high-security or high-traffic doors, 2" solid-core door recommended

DEVICE COMES STANDARD WITH:

Same finish, device exterior (except 628 finish which includes stainless steel cover, pushpad and endcap)
36" 36" Device for 3-foot doors
EC1 Ramped Endcap - Heavy Duty

HD Hex Dogging
80" - 96" Fits 6'8" to 8' doors
95T Top Strike
95B Bottom Strike (70 Series Only)



OPTIONS

F Fire Rated (90 minutes) - Specify prefix F (ex. F101) - Fire pin included for F71 only Add \$150

For Electrified Options see pages 50-56

48" 48" Device for 4-foot doors Add \$31
Custom lengths - Specify size (min. 24" to max. 48") Add \$75

Note: See Electrified Options for availability on devices shorter than 30", certain sizes come with EC2 endcap

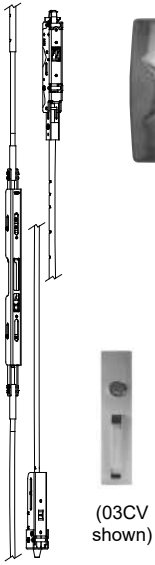
120" Add for doors 97" to 120" (10 ft.) Add \$75
EC2 Flush Endcap No charge when ordered with device

AM Anti-Microbial (AM coating applied to pushpad, pull handles, and lever handles only) Add \$60
SN1 Sex Nuts / Throughbolts (Device with trim requires 1 set / Device only requires 3 sets) \$16 PER SET
KS Keystop Installed (alarm always armed when key removed) Add \$5
SLR Silent Pushpad Return Add \$75

CD Cylinder Dogging No charge when ordered with device
LD Less Dogging No charge when ordered with device

NOTE - Cylinders not included. Products on this page can be ordered with cylinders (C65) or Interchangeable core housings (IC7) pre-installed at Detex prior to shipping (See page 63).

80/81 SERIES CONCEALED VERTICAL ROD EXIT DEVICES (FOR HOLLOW METAL DOOR)



(80 Series shown)

Top & Bottom Rod Device **Top Rod Only Device**

Finishes

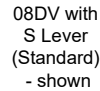
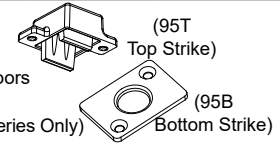
| Device Only - Exit Only | 80 | 81 | 630 (Std.) | | | | | 605, 611, 613, 629 | |
|-----------------------------------------------|----------------------|---------|----------------|----------------|----------|---------|---------|--------------------|--|
| | | | 628 | 693, 695 | 606, 612 | 626 | 629 | | |
| | | | \$2,279 | \$2,006 | \$2,193 | \$2,483 | \$2,826 | | |
| Outside Function | Device/Function/Trim | | 630/630 | 628/630 | | | | | |
| 01 Exit only, cover plate | 8001CV | 8101CV | \$2,478 | \$2,205 | \$2,407 | \$2,697 | \$3,040 | | |
| 02 Dummy pull trim | 8002CV | 8102CV | \$2,558 | \$2,285 | \$2,532 | \$2,822 | \$3,165 | | |
| | 8002WP | 8102WP | \$2,498 | \$2,225 | N/A | N/A | N/A | | |
| 03 Key Retracts Latch pull trim | 8003CV | 8103CV | \$2,644 | \$2,371 | \$2,611 | \$2,901 | \$3,244 | | |
| 03 Key Retracts Latch cylinder trim | 8003WSV | 8103WSV | \$2,519 | \$2,246 | \$2,450 | \$2,752 | \$3,122 | | |
| | | | 630/626 | 628/626 | | | | | |
| 01 Blank Escutcheon | 8001DV | 8101DV | \$2,767 | \$2,494 | \$2,711 | \$3,006 | \$3,386 | | |
| 02 Dummy Lever Trim | 8002DV | 8102DV | \$2,767 | \$2,494 | \$2,711 | \$3,006 | \$3,386 | | |
| 08 Key Locks/Unlocks Lever | 8008DV | 8108DV | \$2,825 | \$2,552 | \$2,817 | \$3,112 | \$3,386 | | |
| 09 Key Unlocks Lever; Locked when key removed | 8009DV | 8109DV | \$2,825 | \$2,552 | \$2,817 | \$3,112 | \$3,475 | | |
| 14 Lever Always Active | 8014DV | 8114DV | \$2,825 | \$2,552 | \$2,817 | \$3,112 | \$3,475 | | |
| EU Electric Lock/Unlock | 80EUV | 81EUV | \$3,443 | \$3,170 | \$3,307 | \$3,757 | \$4,100 | | |

Note: Devices are shipped RHR unless specified LHR (Field Reversible) For Top Rod Only Device specify 81 (example 8101CV)

DEVICE COMES STANDARD WITH:

- Same finish, device exterior (except 628 finish which includes stainless steel cover, pushpad and endcap)
- 36" 36" Device for 3-foot doors
- EC1 Ramped Endcap - Heavy Duty

- HD Hex Dogging 80" - 96" Fits 6'8" to 8' doors
- 95T Top Strike
- 95B Bottom Strike (80 Series Only)

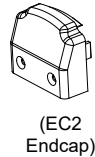


NOTE:
For all trim information and graphics see page 40

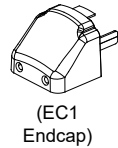
OPTIONS

| | |
|----------------------------------------------------------------------------------------------------------------|------------------------------------|
| F Fire Rated (3 Hour) - Specify prefix F (ex. F8001) - Fire pin included for F81 Series Only | Add \$150 |
| For Electrified Options see pages 50-56 | |
| 48" 48" Device for 4-foot doors | Add \$31 |
| Custom lengths - Specify size (min. 24" to max. 48") | Add \$75 |
| Note: See Electrified Options for availability on devices shorter than 30", certain sizes come with EC2 endcap | |
| 120" Add for doors 97" to 120" (10 ft.) | Add \$75 |
| EC2 Flush Endcap | No charge when ordered with device |
| AM Anti-Microbial (AM coating applied to pushpad, pull handles, and lever handles only) | Add \$60 |
| SN1 Sex Nuts / Throughbolts (Device with trim requires 1 set / Device only requires 3 sets) | \$16 PER SET |
| KS Keystop Installed (alarm always armed when key removed) | Add \$5 |
| SLR Silent Pushpad Return | Add \$75 |
| CD Cylinder Dogging | No charge when ordered with device |
| LD Less Dogging | No charge when ordered with device |

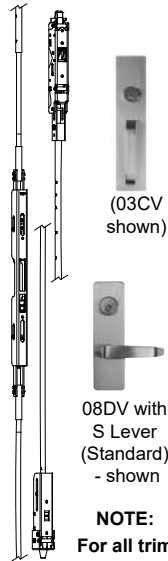
NOTE - Cylinders not included. Products on this page can be ordered with cylinders (C65) or interchangeable core housings (IC7) pre-installed at Detex prior to shipping (See page 63).



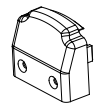
(EC2 Endcap)



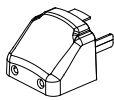
(EC1 Endcap)



NOTE:
For all trim information and graphics see page 40



(EC2 Endcap)



(EC1 Endcap)

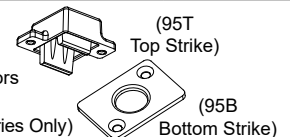
| | Top & Bottom Rod Device | Top Rod Only Device | Finishes | | | | |
|-------------------------------------|-----------------------------------------------|---------------------|------------|---------|----------|----------|--------------------|
| | | | 630 (Std.) | 628 | 693, 695 | 606, 612 | 605, 611, 613, 629 |
| Device Only - Exit Only | 82 | 83 | \$2,279 | \$2,006 | \$2,193 | \$2,483 | \$2,826 |
| Outside Function | Device/Function/Trim | | 630/630 | 628/630 | | | |
| Device with pull trim | 01 Exit only, cover plate | 8201CV 8301CV | \$2,478 | \$2,205 | \$2,407 | \$2,697 | \$3,040 |
| | 02 Dummy pull trim | 8202CV 8302CV | \$2,558 | \$2,285 | \$2,532 | \$2,822 | \$3,165 |
| | | 8202WP 8302WP | \$2,498 | \$2,225 | N/A | N/A | N/A |
| 03 Key Retracts Latch pull trim | 8203CV 8303CV | \$2,644 | \$2,371 | \$2,611 | \$2,901 | \$3,244 | |
| 03 Key Retracts Latch cylinder trim | 8203WSV 8303WSV | \$2,519 | \$2,246 | \$2,450 | \$2,752 | \$3,122 | |
| | | | 630/626 | 628/626 | | | |
| Device with lever trim | 01 Blank Escutcheon | 8201DV 8301DV | \$2,767 | \$2,494 | \$2,711 | \$3,006 | \$3,386 |
| | 02 Dummy Lever Trim | 8202DV 8302DV | \$2,767 | \$2,494 | \$2,711 | \$3,006 | \$3,386 |
| | 08 Key Locks/Unlocks Lever | 8208DV 8308DV | \$2,825 | \$2,552 | \$2,817 | \$3,112 | \$3,386 |
| | 09 Key Unlocks Lever; Locked when key removed | 8209DV 8309DV | \$2,825 | \$2,552 | \$2,817 | \$3,112 | \$3,475 |
| | 14 Lever Always Active | 8214DV 8314DV | \$2,825 | \$2,552 | \$2,817 | \$3,112 | \$3,475 |
| | EU Electric Lock/Unlock | 82EUV 83EUV | \$3,443 | \$3,170 | \$3,307 | \$3,757 | \$4,100 |

**Note: Devices are shipped RHR unless specified LHR (Field Reversible)
For Top Rod Only Device specify 83 (example 8301CV)**

DEVICE COMES STANDARD WITH:

Same finish, device exterior (except 628 finish which includes stainless steel cover, pushpad and endcap)
36" 36" Device for 3-foot doors
EC1 Ramped Endcap - Heavy Duty

HD Hex Dogging
80" - 96" Fits 6'8" to 8' doors
95T Top Strike
95B Bottom Strike (80 Series Only)



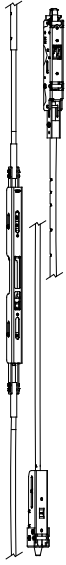
OPTIONS

(N/C* - No charge when ordered with device)

| | |
|----------------------------------------------------------------------------------------------------------------|------------------------------------|
| F Fire Rated (3 Hour) - Specify prefix F (ex. F8201) - Fire pin included for F83 Series Only | Add \$150 |
| For Electrified Options see pages 50-56 | |
| 48" 48" Device for 4-foot doors | Add \$31 |
| Custom lengths - Specify size (min. 24" to max. 48") | Add \$75 |
| Note: See Electrified Options for availability on devices shorter than 30", certain sizes come with EC2 endcap | |
| 120" Add for doors 97" to 120" (10 ft.) | Add \$75 |
| EC2 Flush Endcap | No charge when ordered with device |
| AM Anti-Microbial (AM coating applied to pushpad, pull handles, and lever handles only) | Add \$60 |
| SN1 Sex Nuts / Throughbolts (Device with trim requires 1 set / Device only requires 3 sets) | \$16 PER SET |
| KS Keystop Installed (alarm always armed when key removed) | Add \$5 |
| SLR Silent Pushpad Return | Add \$75 |
| CD Cylinder Dogging | No charge when ordered with device |
| LD Less Dogging | No charge when ordered with device |

NOTE - Cylinders not included. Products on this page can be ordered with cylinders (C65) or interchangeable core housings (IC7) pre-installed at Detex prior to shipping (See page 63).

87 SERIES HIGH SECURITY CONCEALED VERTICAL ROD EXIT DEVICE



| | Top & Bottom Rod Device | Finishes | | | | | |
|-------------------------|-----------------------------------------------|-----------------------------|----------------|----------|----------|--------------------|---------|
| | | 630 (Std.) | 628 | 693, 695 | 606, 612 | 605, 611, 613, 629 | |
| Device Only - Exit Only | 87 | \$3,105 | N/A | \$2,913 | \$3,416 | \$3,820 | |
| | Outside Function | Device/Function/Trim | 630/630 | | | | |
| Device with pull trim | 01 Exit only, cover plate | 8701CV | \$3,304 | N/A | \$3,127 | \$3,630 | \$4,034 |
| | 02 Dummy pull trim | 8702CV | \$3,384 | N/A | \$3,252 | \$3,755 | \$4,159 |
| | | 8702WP | \$3,324 | N/A | N/A | N/A | N/A |
| | 03 Key Retracts Latch pull trim | 8703CV | \$3,470 | N/A | \$3,331 | \$3,834 | \$4,238 |
| | 03 Key Retracts Latch cylinder trim | 8703WSV | \$3,345 | N/A | \$3,182 | \$3,685 | \$4,116 |
| | | | 630/626 | | | | |
| Device with lever trim | 01 Blank Escutcheon | 8701DV | \$3,593 | N/A | \$3,431 | \$3,939 | \$4,380 |
| | 02 Dummy Lever Trim | 8702DV | \$3,593 | N/A | \$3,431 | \$3,939 | \$4,380 |
| | 08 Key Locks/Unlocks Lever | 8708DV | \$3,651 | N/A | \$3,537 | \$4,045 | \$4,469 |
| | 09 Key Unlocks Lever; Locked when key removed | 8709DV | \$3,651 | N/A | \$3,537 | \$4,045 | \$4,469 |
| | 14 Lever Always Active | 8714DV | \$3,651 | N/A | \$3,537 | \$4,045 | \$4,469 |
| | EU Electric Lock/Unlock | 87EUV | \$4,269 | N/A | \$4,027 | \$4,690 | \$5,094 |

(03CV shown)

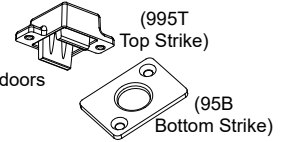
08DV with S Lever (Standard) - shown

NOTE:
For all trim information and graphics see page 40

DEVICE COMES STANDARD WITH:

- Same finish, device exterior
- 36" 36" Device for 3-foot doors
- EC1 Ramped Endcap - Heavy Duty

- HD Hex Dogging
80" - 96" Fits 6'8" to 8' doors
- 995T Top Strike
- 95B Bottom Strike



OPTIONS

- T Tornado Rated (maximum 42" wide and 88" tall) Add \$75
- F Fire Rated (Contact Factory) Add \$150

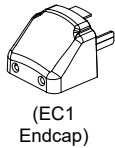
For Electrified Options see pages 50-56

- 48" 48" Device for 4-foot doors Add \$31
- Custom lengths - Specify size (min. 24" to max. 48") Add \$75
- Note: See Electrified Options for availability on devices shorter than 30", certain sizes come with EC2 endcap
- 120" Add for doors 97" to 120" (10 ft.) Add \$75
- EC2 Flush Endcap No charge when ordered with device

- AM Anti-Microbial (AM coating applied to pushpad, pull handles, and lever handles only) Add \$60
- SN1 Sex Nuts / Throughbolts (Device with trim requires 1 set / Device only requires 3 sets) \$16 PER SET
- KS Keystop Installed (alarm always armed when key removed) Add \$5
- SLR Silent Pushpad Return Add \$75


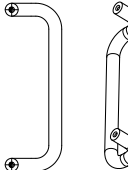

- CD Cylinder Dogging (Cylinder Dogging and Hex Dogging not available with Tornado Rated Device - Contact factory for dogging options) No charge when ordered with device
- LD Less Dogging No charge when ordered with device

NOTE - Cylinders not included. Products on this page can be ordered with cylinders (C65) or interchangeable core housings (IC7) pre-installed at Detex prior to shipping (See page 63).



NOTES






PLATES AND PULL TRIMS

| WSV Trim for 70/80 Series Devices | | WP Trim for 70/71/80/81/82/83/87 Series Devices | | CV Trim for 70/80 Series Devices S Handle | | | |
|---------------------------------------------------------------------------------------------------|------------------------|--------------------------------------------------------------------------------------------------|----------|--------------------------------------------------------------------------------------------------------------------|----------|----------|-------------------------|
|  03WSV | |  02WP | |  01CV 02CV 03CV | | | |
| Finishes | | | | | | | |
| Function | Description | Trim | 625, 626 | 630 (Std.) | 693, 695 | 606, 612 | 605, 611, 613, 625, 629 |
| 03* | Key retracts latch | WSV | \$240 | N/A | \$257 | \$269 | \$296 |
| 02 | Dummy pull (wire) | WP | N/A | \$219 | N/A | N/A | N/A |
| 01 | Exit only, cover plate | CV | N/A | \$199 | \$214 | \$214 | \$214 |
| 02 | Dummy pull | CV | N/A | \$279 | \$339 | \$339 | \$339 |
| 03* | Key retracts latch | CV | N/A | \$365 | \$418 | \$418 | \$418 |

* Rim cylinder not included (order separately - see page 63)

LEVER TRIMS



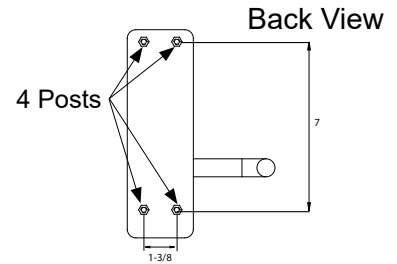
| DV Trim - for 70/71/80/81/82/83/87 Series Devices | | | | | | | |
|-------------------------------------------------------------------------------------------------------------|---------------------------------------------------|-------------------------------------------------------------------------------------------------------------|-----------|--------------------------------------------------------------------------------------------------------------|--------------------------------------------------------------------------------------------------------|---------------------------------------------------------------------------------------------------------|---------------------------------|
|  08DV 09DV | |  02DV 14DV | |  S Lever (Std.) |  T Lever |  U Lever | |
| Finishes | | | | | | | |
| Function | Description | Trim | Lever | 626 (Std.) | 693, 695 | 606, 612 | 605, 611, 613, 625 ^Q |
| 01 | Blank Escutcheon | DV | S, T or U | \$488 | \$518 | \$523 | \$560 |
| 02 | Dummy lever | DV | S, T or U | \$488 | \$518 | \$523 | \$560 |
| 08* | Key locks/unlocks lever | DV | S, T or U | \$546 | \$624 | \$629 | \$649 |
| 09* | Lever trim active by key; locked when key removed | DV | S, T or U | \$546 | \$624 | \$629 | \$649 |
| 14 | Lever always active | DV | S, T or U | \$546 | \$624 | \$629 | \$649 |

* Mortise cylinder not included (order separately - see page 63)
^Q Use 625 finish for lever trim to match 629 exit device finish.
NOTE: Lever Trims are shipped RHR unless specified LHR (02, 08, 09 and 14 are Field Reversible)



103789 Cylinder Nut Socket
 100783 Cylinder Nut
 See page 122 for more information

EUV Electrified Lever Trim - for 70/71/80/81/82/83/87 Series Devices



| Function | Description | Trim | Lever | Finishes | | | |
|----------|----------------------|------|-----------|------------|----------|----------|---------------------------------|
| | | | | 626 (Std.) | 693, 695 | 606, 612 | 605, 611, 613, 625 ^Ω |
| EU* | Electric Lock/Unlock | EUV | S, T or U | \$1,164 | \$1,114 | \$1,274 | \$1,274 |

(For EU specify Fail Secure [FSE - std.] or Fail Safe [FSA] and specify handing - not field reversible)

* Mortise cylinder not included (order separately - see page 63)

^ΩUse 625 finish for lever trim to match 629 exit device finish.

NOTE: Lever Trims are shipped RHR unless specified LHR (02, 08, 09 and 14 are Field Reversible)



Also available 12VDC - specify 12VDC



FSB LEVERS


Wide Stile FSB Levers For Use With 70/71/80/81/82/83/87 Series (long lead times apply)



EUFBS_ _ _ _
08DVFSB_ _ _ _
09DVFSB_ _ _ _



02DVFSB_ _ _ _
14DVFSB_ _ _ _



1076



1075



1035



1016



1119



1147



1093



1058

Example 08DVFSB1075

| Function | Description | Trim | Lever | Finishes | | | |
|----------|-----------------------------------------------|------|--------------|------------|----------|----------|--------------------|
| | | | | 630 (Std.) | 693, 695 | 606, 612 | 605, 611, 613, 629 |
| 02 | Dummy lever | DV | FSB_ _ _ _ † | \$858 | | | |
| 08* | Key locks/unlocks lever | DV | FSB_ _ _ _ † | \$899 | | | |
| 09* | Key unlocks lever; locked when key removed | DV | FSB_ _ _ _ † | \$899 | | | |
| 14 | Lever always active | DV | FSB_ _ _ _ † | \$899 | | | |
| EU* | Electric Lock/Unlock | DV | FSB_ _ _ _ † | \$1,385 | | | |

(For EU specify Fail Secure [FSE - std.] or Fail Safe [FSA] and specify handing - not field reversible)

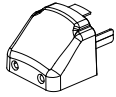
FSB Lever Trims available in 630 / US32D Brushed Stainless Steel finish only

* Mortise cylinder not included (order separately - see page 63)

NOTE: Lever Trims are shipped RHR unless specified LHR (02, 08, 09 and 14 are Field Reversible)

† To order, use FSB then 4 letter designator. (Example: FSB1076)





(EC1 Endcap)



(EC2 Endcap)

| Function | Device | Finishes | | | | |
|----------------------------------------------------------|----------|------------|-------|----------|----------|--------------------|
| | | 630 (Std.) | 628 | 693, 695 | 606, 612 | 605, 611, 613, 629 |
| 00 Wide Stile, No moving parts, rail with 2 end caps | 0000 | \$640 | \$640 | \$642 | \$918 | \$999 |
| 05 Narrow Stile, No moving parts, rail with EC2 end caps | 0500xEC2 | \$787 | \$787 | \$802 | \$1,074 | \$1,154 |




01 Series



04 Series


01/04 SERIES NO LATCH DUMMY BAR (ACTIVE PUSHPAD)

| Device | Finishes | | | | |
|-----------------------------------------------------|------------|-------|----------|----------|--------------------|
| | 630 (Std.) | 628 | 693, 695 | 606, 612 | 605, 611, 613, 629 |
| 01 Active pushpad, std. head cover, no latch bolt | \$787 | \$787 | \$802 | \$1,074 | \$1,498 |
| 04 Active pushpad, narrow head cover, no latch bolt | \$897 | \$897 | \$914 | \$1,188 | \$1,604 |




01C 02C 01W

| Outside Function | Device/Function/Trim | 630/630 | 628/630 | 693/695 | 606/612 | 605/611, 613/629 |
|-----------------------------------------------------|----------------------|---------|---------|---------|---------|------------------|
| 01 Active pushpad, std. head cover, no latch bolt | 0101C | \$1,046 | \$1,046 | \$1,061 | \$1,333 | \$1,757 |
| | 0101W | \$982 | \$982 | \$997 | \$1,269 | \$1,693 |
| | 0102C | \$1,126 | \$1,126 | \$1,141 | \$1,413 | \$1,837 |
| | 0102D | \$1,279 | \$1,279 | \$1,294 | \$1,566 | \$1,990 |
| 04 Active pushpad, narrow head cover, no latch bolt | 0401CN | \$1,046 | \$1,046 | \$1,061 | \$1,333 | \$1,757 |
| | 0402CN | \$1,126 | \$1,126 | \$1,141 | \$1,413 | \$1,837 |
| | 0402DN | \$1,156 | \$1,156 | \$1,171 | \$1,443 | \$1,867 |



01CN 02CN



02D 02DN

OPTIONS

| | Price |
|--------------------------------------------------------------------------------------------------|-----------|
| W Weatherized (Mechanical only - For weatherized electrified functions, see Electrified Options) | Add \$200 |
| For Electrified Options see pages 50-56 | |
| 48" 48" Device for 4'0" doors | Add \$31 |
| Custom lengths - Specify size (min. 24" to max. 48") | Add \$75 |
| SLR Silent Pushpad Return (01 only) | Add \$75 |

NOTES

| BHMA Function | BHMA Definition | Description | ADVANTEX® | Manufacturer A Exit Devices | Manufacturer B Exit Devices | Manufacturer C Exit Devices |
|---------------|-----------------------------------------------|----------------------------------------------|------------------------|-----------------------------|-----------------------------|-----------------------------|
| | | | Standard 10 Series Rim | Standard 98 Series Rim | Standard 8800 Series Rim | Standard 21 Series Rim |
| 01 | Exit Only | Cover Plate | 01C & 01W | 990EO | 802-PTB | 1701 |
| 02 | Pull When Dogged | Dummy Pull | 02C | 990DT | 810-PTB | 1702A |
| 02 | Pull When Dogged | Dummy Vandal Pull | 02Z | VR910DT | 821 | N/A |
| 03 | Key Retracts Latch Bolt | Night Latch Vandal Pull | 03Z | VR910NL | LC-826 | N/A |
| 03 | Key Retracts Latch Bolt | Night Latch Pull | 03C | 990NL | LC-814-PSB | 1703A |
| 03 | Key Retracts Latch Bolt | Night Latch - Cylinder Only - Pull by Others | 03WS & 03W | 110NL-OP | N/A | C03 |
| 01 | Exit Only | Blank Escutcheon | 01D | 996EO | | N/A |
| 02 | Pull When Dogged | Dummy Lever | 02D | 996LxDT | 710-ETL | 4902A |
| 08 | Key Unlocks & Locks Lever | Classroom Lever | 08D | 996L | LC-743-ETL | 4908A |
| 09 | Lever Active by Key: Locked when key removed | Night Latch / Storeroom Lever | 09D | 996LxNL | LC-746-ETL | 4903A |
| 10 | Inside or outside, key locks or unlocks lever | Double Cylinder Lever | 10D | 996L-2 | LC-716-ETL | 4908A |
| 14 | Lever always active | Passage Lever | 14D | 996LxBE | LC-715-ETL | 4914A |
| EU | Electric Lock/Unlock | Fail Secure or Fail Safe | EU | E996L | LC-775-ETL | E4908A |
| | | | | | LC-776-ETL | |

| BHMA Function | BHMA Definition | Description | SVR 20/21 Series | SVR 9827 Series | SVR 8700 Series | SVR 22 Series |
|---------------|----------------------------------------------|----------------------------------------------|------------------|-----------------|-----------------------|---------------|
| 01 | Exit Only | Cover Plate | 01C & 01W | 990EO | 802-PTB | 1701 |
| 02 | Pull When Dogged | Dummy Pull | 02C | 990DT | 810-PTB | 1702A |
| 02 | Pull When Dogged | Dummy Vandal Pull | 02Z | VR910DT | 821 | N/A |
| 03 | Key Retracts Latch Bolt | Night Latch Vandal Pull | 03Z | VR910NL | LC-826 | N/A |
| 03 | Key Retracts Latch Bolt | Night Latch Pull | 03C | 990NL | N/A | 1703A |
| 03 | Key Retracts Latch Bolt | Night Latch - Cylinder Only - Pull by Others | 03WS & 03W | 370T | 306 | C03 |
| 01 | Exit Only | Blank Escutcheon | 01D | N/A | 710 | N/A |
| 02 | Pull When Dogged | Dummy Lever | 02D | 996LxDT | 71-ETL | 4902A |
| 08 | Key Unlocks & Locks Lever | Classroom Lever | 08D | 996L-2 | LC-743-ETL | 4908A |
| 09 | Lever Active by Key: Locked when key removed | Night Latch / Storeroom Lever | 09D | 996LxNL | LC-746-ETL | 4903A |
| 14 | Lever always active | Passage Lever | 14D | 996LxBE | LC-715-ETL | 4914A |
| EU | Electric Lock/Unlock | Fail Secure or Fail Safe | EU | E996L | 773-ETL (no cylinder) | E4908A |
| | | | | | 774-ETL (no cylinder) | |

| BHMA Function | BHMA Definition | Description | Mortise 30 Series | Mortise 9875 Series | Mortise 8900 Series | Mortise 23 Series |
|---------------|-----------------------------------------------|----------------------------------------------|-------------------|---------------------|-----------------------------------|-------------------|
| 01 | Exit Only | Cover Plate | 01CM, 01WM | 990EO | 802-PTB | 1701 |
| 02 | Pull When Dogged | Dummy Pull | 02CM | 990DT | 810-PTB | 1702A |
| 03 | Key Retracts Latch Bolt | Night Latch Pull | 03CM | 990NL | LC-814-PTB | 1703A |
| 03 | Key Retracts Latch Bolt | Night Latch - Cylinder Only - Pull by Others | 03WM | 990NL | N/A | C03 |
| 01 | Exit Only | Blank Escutcheon | 01DM | N/A | 710 | N/A |
| 02 | Pull When Dogged | Dummy Lever | 02DM | 996LxDT | 710-ETL | M4902A |
| 08 | Key Unlocks & Locks Lever | Classroom Lever | 08DM | 996L | LC-743-ETL | M4908A |
| 09 | Lever Active by Key: Locked when key removed | Night Latch / Storeroom Lever | 09DM | 996LxNL | LC-706-ETL (not vandal resistant) | M4903A |
| 10 | Inside or outside, key locks or unlocks lever | Double Cylinder Lever | 10DM | 996L-2 | LC-716-ETL | M4908A |
| 14 | Lever always active | Passage Lever | 14DM | 996LxBE | 715-ETL | M4914A |
| EU | Electric Lock/Unlock | Fail Secure or Fail Safe | EUxDM | E996L | LC-775-ETL | E4908A |
| | | | | | LC-776-ETL | |

TRIM CROSS REFERENCE CONT'D ON PAGE 45

| BHMA Function | BHMA Definition | Description | ADVANTEX® | | | |
|---------------|----------------------------------------------|----------------------------------------------|----------------------------|-----------------------------|------------------------------------------------|-----------------------------|
| | | | Narrow Stile 40 Series Rim | Narrow Stile 35A Series Rim | Manufacturer A Exit Devices | Manufacturer B Exit Devices |
| 01 | Exit Only | Cover Plate | 01CN | 360EO | N/A | 2001 |
| 02 | Pull When Dogged | Dummy Pull | 02CN | 386DT | N/A | 2002A |
| 03 | Key Retracts Latch Bolt | Night Latch Pull | 03CN | 386NL | N/A | 2003A |
| 03 | Key Retracts Latch Bolt | Night Latch - Cylinder Only - Pull by Others | 03WS | 388 | N/A | C03 |
| 01 | Exit Only | Blank Escutcheon | 01DN | N/A | N/A | N/A |
| 02 | Pull When Dogged | Dummy Lever | 02DN | 360LxDT | 710-ETL | 2902A |
| 08 | Key Unlocks & Locks Lever | Classroom Lever | 08DN | 360L | LC-743-ETL | 2908A |
| 09 | Lever Active by Key: Locked when key removed | Night Latch / Storeroom Lever | 09DN | 360L-NL | LC-746-ETL | 2903A |
| 14 | Lever always active | Passage Lever | 14DN | 360L-BE | 715-ETL | 2914A |
| EU | Electric Lock/Unlock | Fail Secure or Fail Safe | EU2W | E360L-BE | 773-ETL (no cylinder) 774-ETL (no cylinder) | N/A |

| BHMA Function | BHMA Definition | Description | SVR Narrow Stile 50/51 Series | SVR Narrow Stile 3527A Series | Narrow Stile SVR Not Available | Narrow Stile SVR Not Available |
|---------------|----------------------------------------------|----------------------------------------------|-------------------------------|-------------------------------|--------------------------------|--------------------------------|
| 01 | Exit Only | Cover Plate | 01CN | N/A | N/A | N/A |
| 02 | Pull When Dogged | Dummy Pull | 02CN | 386DT | N/A | N/A |
| 03 | Key Retracts Latch Bolt | Night Latch Pull | 03CN | 386NL | N/A | N/A |
| 03 | Key Retracts Latch Bolt | Night Latch - Cylinder Only - Pull by Others | 03WS | 388 | N/A | N/A |
| 01 | Exit Only | Blank Escutcheon | 01DN | N/A | N/A | N/A |
| 02 | Pull When Dogged | Dummy Lever | 02DN | 360LxDT | N/A | N/A |
| 08 | Key Unlocks & Locks Lever | Classroom Lever | 08DN | 360L | N/A | N/A |
| 09 | Lever Active by Key: Locked when key removed | Night Latch / Storeroom Lever | 09DN | 360LxNL | N/A | N/A |
| 14 | Lever always active | Passage Lever | 14DN | 360L-BE | N/A | N/A |
| EU | Electric Lock/Unlock | Fail Secure or Fail Safe | EU2W | E360L-BE | N/A | N/A |

| BHMA Function | BHMA Definition | Description | CVR Narrow Stile 60/61 Series for Aluminum Doors | CVR Narrow Stile 3547A Series | CVR Narrow Stile AD8400 Series | CVR Narrow Stile 2600 Series |
|---------------|----------------------------------------------|----------------------------------------------|--------------------------------------------------|-------------------------------|--------------------------------|------------------------------|
| 02 | Pull When Dogged | Dummy Pull (Wire) | 02WP | 8190 | 862 Pull | N/A |
| 03 | Key Retracts Latch Bolt | Night Latch - Cylinder Only - Pull by Others | 03R | 388 | 100 | N/A |
| 01 | Exit Only | Blank Escutcheon | 01DNV | N/A | 710-4 | N/A |
| 02 | Pull When Dogged | Dummy Lever | 02DNV | 360LxDT | 710-4-ETL | 2902A |
| 08 | Key Unlocks & Locks Lever | Classroom Lever | 08DNV | 360L | LC-743-4-ETL | 2908A |
| 09 | Lever Active by Key: Locked when key removed | Night Latch / Storeroom Lever | 09DNV | 360LxNL | LC-746-4-ETL | 2903A |
| 14 | Lever always active | Passage Lever | 14DNV | 360L-BE | 715-4-ETL | 2914A |

| BHMA Function | BHMA Definition | Description | CVR Narrow Stile 62/63 Series for Hollow Metal | CVR Narrow Stile 3547A Series | CVR Narrow Stile MD8400 Series | CVR Narrow Stile 2600 Series |
|---------------|----------------------------------------------|----------------------------------------------|------------------------------------------------|-------------------------------|--------------------------------|------------------------------|
| 01 | Exit Only | Cover Plate | 01CNV | N/A | N/A | N/A |
| 02 | Pull When Dogged | Dummy Pull | 02CNV | N/A | N/A | N/A |
| 02 | Pull When Dogged | Dummy Pull (Wire) | 02WP | 8190 | 862 Pull | N/A |
| 03 | Key Retracts Latch Bolt | Night Latch Pull | 03CNV | 388x8190 | N/A | N/A |
| 03 | Key Retracts Latch Bolt | Night Latch - Cylinder Only - Pull by Others | 03R | 388 | N100 | N/A |
| 01 | Exit Only | Blank Escutcheon | 01DNV | N/A | 710-4 | N/A |
| 02 | Pull When Dogged | Dummy Lever | 02DNV | N/A | 710-4-ETL | N/A |
| 08 | Key Unlocks & Locks Lever | Classroom Lever | 08DNV | 360L | LC-743-4-ETL | 2908A |
| 09 | Lever Active by Key: Locked when key removed | Night Latch / Storeroom Lever | 09DNV | 360L-NL | LC-746-4-ETL | 2909A |
| 14 | Lever always active | Passage Lever | 14DNV | 360L-BE | 715-4-ETL | 2914A |

TRIM CROSS REFERENCE CONT'D ON PAGE 46

| BHMA Function | BHMA Definition | Description | ADVANTEX® | Manufacturer A Exit Devices | Manufacturer B Exit Devices | Manufacturer C Exit Devices |
|---------------|----------------------------------------------|----------------------------------------------|---------------------------------|-----------------------------|----------------------------------------------------|-----------------------------|
| | | | CVR 70/71 Series for Wood Doors | CVR for Wood Doors 9847 WDC | CVR WD8600 Series | CVR for Wood Doors 2700 |
| 01 | Exit Only | Cover Plate | 01CV | 990EO | N/A | 1701 |
| 02 | Pull When Dogged | Dummy Pull | 02CV | 990DT | N/A | 1702A |
| 02 | Pull When Dogged | Dummy Pull (Wire) | 02WP | 8190 | 862 Pull | N/A |
| 03 | Key Retracts Latch Bolt | Night Latch Pull | 03CV | 990NL-R/V | N/A | 1703A |
| 03 | Key Retracts Latch Bolt | Night Latch - Cylinder Only - Pull by Others | 03WSV | 110NL-MD | 100 | N/A |
| 01 | Exit Only | Blank Escutcheon | 01DV | N/A | 710-4 | N/A |
| 02 | Pull When Dogged | Dummy Lever | 02DV | 996L-DT-CV | 710-4-ETL | 4902A |
| 08 | Key Unlocks & Locks Lever | Classroom Lever | 08DV | 996L-CV | LC-743-4-ETL | 4908A |
| 09 | Lever Active by Key: Locked when key removed | Night Latch / Storeroom Lever | 09DV | 996L-NL-CV | LC-746-4-ETL | 4903A |
| 14 | Lever always active | Passage Lever | 14DV | 996LxBE | 715-4-ETL | 4914A |
| EU | Electric Lock/Unlock | Fail Secure or Fail Safe | EUV | E996L | 773-4-ETL (no cylinder) 774-4-ETL (no cylinder) | E2703/4908A |

| BHMA Function | BHMA Definition | Description | CVR 80/81 Series for Hollow Metal Doors | CVR 9847 Series | CVR MD8600 Series | CVR 2800 Series |
|---------------|----------------------------------------------|----------------------------------------------|-----------------------------------------|-----------------|----------------------------------------------------|-----------------|
| | | | CVR 80/81 Series for Hollow Metal Doors | CVR 9847 Series | CVR MD8600 Series | CVR 2800 Series |
| 01 | Exit Only | Cover Plate | 01CV | 990EO | N/A | 1701 |
| 02 | Pull When Dogged | Dummy Pull | 02CV | 990DT | N/A | C1702A |
| 02 | Pull When Dogged | Dummy Pull (Wire) | 02WP | 8190 | 862 Pull | N/A |
| 03 | Key Retracts Latch Bolt | Night Latch Pull | 03CV | 990NL-RV | N/A | C1703A |
| 03 | Key Retracts Latch Bolt | Night Latch - Cylinder Only - Pull by Others | 03WSV | 110NL-MD | 100 | N/A |
| 01 | Exit Only | Blank Escutcheon | 01DV | N/A | 710-4 | N/A |
| 02 | Pull When Dogged | Dummy Lever | 02DV | 996L-DT-CV | 710-4-ETL | 4902A |
| 08 | Key Unlocks & Locks Lever | Classroom Lever | 08DV | 996L-L-CV | LC-743-4-ETL | 4908A |
| 09 | Lever Active by Key: Locked when key removed | Night Latch / Storeroom Lever | 09DV | 996L-NL-CV | LC-746-4-ETL | 4903A |
| 14 | Lever always active | Passage Lever | 14DV | 996LxBE | 715-4-ETL | 4914A |
| EU | Electric Lock/Unlock | Fail Secure or Fail Safe | EUV | E996L | 773-4-ETL (no cylinder) 774-4-ETL (no cylinder) | E2803/4908A |

| BHMA Function | BHMA Definition | Description | CVR 82/83 Series for Aluminum Doors | CVR 9847 Series | CVR AD8600 Series | CVR 2800 Series |
|---------------|----------------------------------------------|----------------------------------------------|-------------------------------------|-----------------|----------------------------------------------------|-----------------|
| | | | CVR 82/83 Series for Aluminum Doors | CVR 9847 Series | CVR AD8600 Series | CVR 2800 Series |
| 01 | Exit Only | Cover Plate | 01CV | 990EO | N/A | 1701 |
| 02 | Pull When Dogged | Dummy Pull | 02CV | 990DT | N/A | C1702A |
| 02 | Pull When Dogged | Dummy Pull (Wire) | 02WP | 8190 | 862 Pull | N/A |
| 03 | Key Retracts Latch Bolt | Night Latch Pull | 03CV | 990NL-RV | N/A | C1703A |
| 03 | Key Retracts Latch Bolt | Night Latch - Cylinder Only - Pull by Others | 03WSV | 110NL-MD | 100 | N/A |
| 01 | Exit Only | Blank Escutcheon | 01DV | N/A | 710-4 | N/A |
| 02 | Pull When Dogged | Dummy Lever | 02DV | 996L-DT-CV | 710-4-ETL | 4902A |
| 08 | Key Unlocks & Locks Lever | Classroom Lever | 08DV | 996L-L-CV | LC-743-4-ETL | 4908A |
| 09 | Lever Active by Key: Locked when key removed | Night Latch / Storeroom Lever | 09DV | 996L-NL-CV | LC-746-4-ETL | 4903A |
| 14 | Lever always active | Passage Lever | 14DV | 996LxBE | 715-4-ETL | 4914A |
| EU | Electric Lock/Unlock | Fail Secure or Fail Safe | EUV | E996L | 773-4-ETL (no cylinder) 774-4-ETL (no cylinder) | E2803/4908A |

NOTES

| BHMA Type | BHMA Definition | ADVANTEX® | Manufacturer A Exit Devices | Manufacturer B Exit Devices | Manufacturer C Exit Devices |
|-----------|----------------------------------------------------------------------------------------|-----------|-----------------------------|-----------------------------|-----------------------------|
| 1 | Rim Exit Device | 10 | 98/99 | 8800 | 2100 |
| | Rim Exit Device - Weatherized | 10xW | No equal | No equal | No equal |
| 2 | Surface Vertical Rod Exit Device | 20 | 98/9927 | 8700 | 2200 |
| | Surface Vertical Rod Exit Device - Weatherized | 20xW | No equal | No equal | No equal |
| | Surface Vertical Rod Exit Device - Top Rod Only | 21 | 98/9927-LBR | NB8700 | 2200LBR |
| | Surface Vertical Rod Exit Device - Top Rod Only - Weatherized | 21xW | No equal | No equal | No equal |
| 3 | Mortise Exit Device | 30 | 98/9975 | 8900 | 2300 |
| 4 | Narrow Stile Rim Exit Device | 40 | 33A | 8400 | 2400 |
| | Narrow Stile Rim Exit Device - Weatherized | 40xW | No equal | No equal | No equal |
| 5 | Narrow Stile Surface Vertical Rod Exit Device | 50 | 3327A | No equal | No equal |
| | Narrow Stile Surface Vertical Rod Exit Device - Weatherized | 50xW | No equal | No equal | No equal |
| | Narrow Stile Surface Vertical Rod Exit Device - Top Rod Only | 51 | 3327A-LBR | No equal | No equal |
| | Narrow Stile Surface Vertical Rod Exit Device - Top Rod Only - Weatherized | 51xW | No equal | No equal | No equal |
| 6 | Narrow Stile Concealed Vertical Rod Exit Device (for Aluminum Door) | 60 | 3347A | AD8400 | 2600 |
| | Narrow Stile Concealed Vertical Rod Exit Device (for Aluminum Door) - Top Rod Only | 61 | 3347A-LBR | NB-AD8400 | 2600LBR |
| | Narrow Stile Concealed Vertical Rod Exit Device (for Hollow Metal Door) | 62 | 3347A | MD8400 | 2600 |
| | Narrow Stile Concealed Vertical Rod Exit Device (for Hollow Metal Door) - Top Rod Only | 63 | 3347A-LBR | NB-MD8400 | 2600LBR |
| 7 | Wood Door Concealed Vertical Rod Exit Device | 70 | 33/3547A | WD8600 | 2700 |
| | Wood Door Concealed Vertical Rod Exit Device - Top Rod Only | 71 | 33/3547A-LBR | NB-WD8600 | 2700LBR |
| 8 | Metal Door Concealed Vertical Rod Device (for Hollow Metal Door) | 80 | 98/9947 | MD8600 | 2800 |
| | Metal Door Concealed Vertical Rod Device (for Hollow Metal Door) - Top Rod Only | 81 | 98/9947-LBR | NB-MD8600 | 2800LBR |
| | Metal Door Concealed Vertical Rod Device (for Aluminum Door) | 82 | 98/9947 | AD8600 | 2800 |
| | Metal Door Concealed Vertical Rod Device (for Aluminum Door) - Top Rod Only | 83 | 98/9947-LBR | NB-AD8600 | 2800LBR |

| | ADVANTEX® | Manufacturer A Exit Devices | Manufacturer B Exit Devices | Manufacturer C Exit Devices |
|--------------------------------------------------------|-----------------------------------------------------------|----------------------------------------|----------------------------------------|----------------------------------------|
| Function | Standard Advantex | Standard 98 Series | Standard 80 Series | Standard 2000 Series |
| Hardwired Exit Alarm | EA | ALK | AL | ALW |
| Weatherized Battery Powered Exit Alarm | EB W | No equal | No equal | ALK |
| Electric Dogging | ED | No equal | 58 | No equal |
| Electric Latch Retraction | ER EX <small>Request to Exit Switch included</small> | QEL | 56 | ELR |
| Weatherized Electric Latch Retraction | ER EX W <small>Request to Exit Switch included</small> | No equal | No equal | No equal |
| Electric Lock/Unlock Lever | EU, EU2W, EUV | E996L | 73/74/75/76 | E |
| Delayed Egress | EE | CX | 59 | DE |
| Delayed Egress With Latch Retraction | EE ER | No equal | No equal | No equal |
| Electric Switching | ES | RXxLX | 53x55 | LSxTS |
| Latch Bolt Signaling | LX | LX | 53 | LS |
| Electric Integration | EI | No equal | No equal | No equal |
| Request to Exit Signaling | EX | RX | 55 | TS |
| Weatherized Request to Exit Signaling | EX W | WP-RX | No equal | WTS |
| Request to Exit Switching for High Current | EXV | No equal | No equal | No equal |
| Latch Bolt Signaling for High Current | LXV | No equal | No equal | No equal |
| Weatherized Request to Exit Switching for High Current | EXV W | No equal | No equal | No equal |

| Hardwired Exit Alarm (EA) - Available on all Devices | | Price Add \$420 |
|---------------------------------------------------------------------------------------------------------------------------------------------------------------------------------------------------------------------------------------------------------------------------------------------------------------------------------------------------------------------------------------------------------------------------------------------------------------------------------------------------------------------------------------------------------------------------------------------------------------------------------------------------------------------------------------------------------------------------------------------------------------------|--|------------------------|
| <p>Standard Package Includes:</p> <ul style="list-style-type: none"> - Switch monitors pushpad movement and triggers alarm - Green & Red LED, cylinder arming, 9-volt battery and piezo horn - Manual Key Arming standard or field-selectable 2-minute auto rearm - Remote Alarm Relay output (std) Common, Normally Open or Normally Closed Relay contacts - Bypass Alarm Relay input (std.) Normally Open Relay Contacts - Low Battery Alert (std), field-selectable option to remove backup battery / disable low-battery alert - Cylinder Dogging (CD) standard or Less Dogging (LD - note: Fire Rated devices come LD only) - Self-adhesive Door Sign (EA-561 English - Red) | | |
| Options | | |
| FC3EC1 - 3' Flex Conduit Kit with conduit, ramped endcap and fittings | | Add \$167 |
| FC10EC1 - 10' Flex Conduit Kit with conduit, ramped endcap and fittings | | Add \$182 |
| FC3EC2 - 3' Flex Conduit Kit with conduit, flush endcap and fittings | | Add \$86 |
| FC10EC2 - 10' Flex Conduit Kit with conduit, flush endcap and fittings | | Add \$129 |
| KS - Key Stop feature installed | | Add \$5 |
| LD - Less Dogging | | N/C |
| Substitute Door Signage Available (See Accessories - Page 64) | | N/C |
| LX - Latchbolt Signaling Switch (example EA LX) | | Add \$196 |
| PT-5 - Power Transfer | | Add \$145 |
| EW8-626 - Electric Hinge | | Add \$349 |
| Accessories | | |
| (NOTE: EA alarm can be hardwired with 12V AC/DC through 24V AC/DC) | | |
| PP-5152-2 Transformer 24VAC | | Add \$77 |
| PP-5152-3 Transformer 12VAC | | Add \$35 |

| Weatherized Exit Alarm (EB W) - Battery Powered - Available on 10/20/21/40/50/51 Devices | | Price Add \$650 |
|----------------------------------------------------------------------------------------------------------------------------------------------------------------------------------------------------------------------------------------------------------------------------------------------------------------------------------------------------------------------------------------------------------------------------------------------------------------------------------------------------------------------------------------------------------------------------------------------------------------------------------------------------------------------------------------------------------------------------------------------------------------------|--|------------------------|
| <p>Standard Package Includes:</p> <ul style="list-style-type: none"> - Remote signaling, remote bypass, pushpad monitoring - Green & Red LED, cylinder arming, 9-volt battery and piezo horn - Manual Key Arming standard or field-selectable 2-minute auto rearm - Remote Alarm Relay output (std) Common, Normally Open or Normally Closed Relay contacts - Bypass Alarm Relay input (std.) Normally Open Relay Contacts - Low-Battery Alert (std), field-selectable option to remove backup battery / disable low-battery alert - Cylinder Dogging (CD) standard or Less Dogging (LD - note: Fire Rated devices come LD only) - Pushpad Signage "Push to Open Alarm Will Sound" | | |
| Options | | |
| FC3EC1W - Weatherized 3' Flex Conduit Kit with conduit, ramped endcap and fittings | | Add \$167 |
| FC10EC1W - Weatherized 10' Flex Conduit Kit with conduit, ramped endcap and fittings | | Add \$182 |
| FC3EC2W - Weatherized 3' Flex Conduit Kit with conduit, flush endcap and fittings | | Add \$93 |
| FC10EC2W - Weatherized 10' Flex Conduit Kit with conduit, flush endcap and fittings | | Add \$129 |
| KS - Key Stop feature installed | | Add \$5 |
| LD - Less Dogging | | N/C |
| Accessories | | |
| 106595-5 - Battery Eliminator 9VDC Power Source in NEMA Enclosure | | Add \$1,426 |

ELECTRIFIED OPTIONS CONT'D ON PAGE 51

| | | |
|----------------------------------------------------------------------------------------------------------------------------------------------------------------------------------------------------------------------------------------------------------------------------------------------------------------------------------------------------|--|--------------------------|
| Electric Latch Retraction with Request to Exit Switch (ER EX) - Available on all Devices 30" or longer | | Price Add \$1,108 |
| <p>Standard Package Includes</p> <ul style="list-style-type: none"> - Simultaneous latch and pushpad retraction - Quiet latch retraction - Long-term dogging capability - Request to Exit Switch <p>(Note: A Power Supply Controller is required for ER but not included in standard package)</p> | | |
| Options | | |
| FC3EC1 - 3' Flex Conduit Kit with conduit, ramped endcap and fittings | | Add \$167 |
| FC10EC1 - 10' Flex Conduit Kit with conduit, ramped endcap and fittings | | Add \$182 |
| FC3EC2 - 3' Flex Conduit Kit with conduit, flush endcap and fittings | | Add \$86 |
| FC10EC2 - 10' Flex Conduit Kit with conduit, flush endcap and fittings | | Add \$129 |
| LX - Latchbolt Signaling Switch (example ER EX LX) | | Add \$196 |
| PT-5 - Power Transfer | | Add \$145 |
| EWH8-626 - Electric Hinge | | Add \$349 |
| Required Accessories | | |
| 81-800 Power Supply Controller for Latch Retraction - Single Door | | See page 94 |
| 82-800 Power Supply Controller for Latch Retraction - Pairs of Doors Simultaneous | | See page 94 |
| 83-800 Power Supply Controller for Latch Retraction - Pairs of Doors Independent | | See page 94 |

| | | |
|---------------------------------------------------------------------------------------------------------------------------------------------------------------------------------------------------------------------------------------------------------------------------------------------------------------------------------------------------------------------|--|--------------------------|
| Weatherized Electric Latch Retraction with Request to Exit Switch (ER EX W) - Available on 10/20/21/40/50/51 Devices | | Price Add \$1,758 |
| <p>Standard Package Includes:</p> <ul style="list-style-type: none"> - Weatherized simultaneous latch and pushpad retraction - Long-term dogging capability - Request to Exit Switch <p>(Note: A Power Supply is required for ER EX but not included in standard package. If mounting outside, NEMA enclosure required)</p> | | |
| Options | | |
| FC3EC1W - Weatherized 3' Flex Conduit Kit with conduit, ramped endcap and fittings | | Add \$167 |
| FC10EC1W - Weatherized 10' Flex Conduit Kit with conduit, ramped endcap and fittings | | Add \$182 |
| FC3EC2W - Weatherized 3' Flex Conduit Kit with conduit, flush endcap and fittings | | Add \$93 |
| FC10EC2W - Weatherized 10' Flex Conduit Kit with conduit, flush endcap and fittings | | Add \$129 |
| Required Accessories | | |
| 81-800 Power Supply Controller for Latch Retraction - Single Door | | See page 94 |
| 82-800 Power Supply Controller for Latch Retraction - Pairs of Doors Simultaneous | | See page 94 |
| 83-800 Power Supply Controller for Latch Retraction - Pairs of Doors Independent | | See page 94 |

ELECTRIFIED OPTIONS CONT'D ON PAGE 52

Electric Dogging (ED) - Available on all Devices

Price Add \$490

Standard Package Includes:

- On-board switching requires initial manual pushpad depression after electric activation
- Long-term dogging

(Note: A 24V power supply or logic controller is required for ED but not included.)

(Note: Most applications with ED require a power switch. - See page 140)

Options

| | |
|-------------------------------------------------------------------------|-----------|
| FC3EC1 - 3' Flex Conduit Kit with conduit, ramped endcap and fittings | Add \$167 |
| FC10EC1 - 10' Flex Conduit Kit with conduit, ramped endcap and fittings | Add \$182 |
| FC3EC2 - 3' Flex Conduit Kit with conduit, flush endcap and fittings | Add \$86 |
| FC10EC2 - 10' Flex Conduit Kit with conduit, flush endcap and fittings | Add \$129 |
| EX - Request to Exit Switching (example ED EX) | Add \$182 |
| LX - Latchbolt Signaling Switch (example ED LX) | Add \$196 |
| PT-5 - Power Transfer | Add \$145 |
| EWH8-626 - Electric Hinge | Add \$349 |

Accessories

| | |
|--------------------------------------------------------------------------------------------------------|-------------|
| CS462 Keyswitch (For other keyswitch and push button options, see page 140) | Add \$176 |
| PP-5152-2 24VAC transformer (Order Separately) | Add \$77 |
| 24V power supply for filtered, regulated power and simplified fire loop connections (Order Separately) | See Page 94 |

Delayed Egress (EE) - Available on all Devices 36" or longer

Price Add \$1,795

Standard Package Includes:

- 15-second Delayed Egress - alarm switches monitor dead latch
- 15-second arming delay (AD) with extended bypass (alarm arms after door closes)
- 1-second nuisance delay
- Comes standard with 24V Filtered and Regulated Power Supply with simplified fire loop connections
- (NOTE: Detex Power Supply required and included with Standard EE package, can power devices for a pair of doors, specify 10xEExPSO for second door)**
- Switches monitor pushpad, latch bolt and outside trim input
- Manual Key Arming standard or field-selectable 2-minute auto rearm
- Remote Alarm Relay output (std) Common, Normally Open or Normally Closed Relay contacts
- Bypass Alarm Relay input (std.) Normally Open Relay Contacts
- Low-Battery Alert (std), field-selectable option to remove backup battery / disable low-battery alert
- Cylinder Dogging (CD) standard or Less Dogging (LD - note: Fire Rated devices come LD only)
- Comes with one green LED, one red LED & 100 decibel alarm, field-selectable LED status indicator & self-adhesive, code-compliant door sign (ECL-395 English - 15 Second - Red)

For non-standard arming delay, non-standard nuisance delay, 2-minute alarm silence, non-extended bypass, set grant times and other non-standard options or features, contact factory.

Options

| | |
|-------------------------------------------------------------------------|----------------|
| 30 - 30-Second Delayed Egress (example EEx30) | N/C |
| FC3EC1 - 3' Flex Conduit Kit with conduit, ramped endcap and fittings | Add \$167 |
| FC10EC1 - 10' Flex Conduit Kit with conduit, ramped endcap and fittings | Add \$182 |
| FC3EC2 - 3' Flex Conduit Kit with conduit, flush endcap and fittings | Add \$86 |
| FC10EC2 - 10' Flex Conduit Kit with conduit, flush endcap and fittings | Add \$129 |
| KS - Key Stop feature installed | Add \$5 |
| LD - Less Dogging | N/C |
| LX - Latchbolt Signaling Switch (example EE LX) | Add \$196 |
| PT-5 - Power Transfer | Add \$145 |
| EWH8-626 - Electric Hinge | Add \$349 |
| L9 - Less Battery | Add \$5 |
| SI - Status Indicator | Add \$5 |
| L9xSI - Less Battery & Status Indicator | Add \$10 |
| PS0 - Less Power Supply | Subtract \$225 |

ELECTRIFIED OPTIONS CONT'D ON PAGE 53

| | | |
|-----------------------------------------------------------------------------------------------------------------------------------------------------------------------------------------------------------------------------------------------------------------------------------------------------------------------------------------------------------------------------------------------------------------------------------------------------------------------------------------------------------------------------------------------------------------------------------------------------------------------------------------------|--|--------------------------|
| Delayed Egress with Latch Retraction (EE ER) - Available on all Devices 36" or longer | | Price Add \$2,398 |
| Standard Package Includes: - Switches to monitor pushpad and dead latch - Quiet latch retraction - Sold separately, but required and Included as part of Power Supply Controller is the Remote, wall-mount keyswitch & horn, with green and red LED, 100-dB alarm (RIU) as part of 84-800 and 85-800 (NOTE: A Logic Controller is required for EExER but not included in standard package) For options such as Silent Arming, arming times, set grant times, Key Stop (armed when key removed) Rearm using Key Only, access control only bypasses (RKO) and other options, see power supply controllers on pages 94-95. | | |
| Options | | |
| 30 - 30-Second Delayed Egress (example EE ERx30) | | N/C |
| FC3EC1 - 3' Flex Conduit Kit with conduit, ramped endcap and fittings | | Add \$167 |
| FC10EC1 - 10' Flex Conduit Kit with conduit, ramped endcap and fittings | | Add \$182 |
| FC3EC2 - 3' Flex Conduit Kit with conduit, flush endcap and fittings | | Add \$86 |
| FC10EC2 - 10' Flex Conduit Kit with conduit, flush endcap and fittings | | Add \$129 |
| KS - Key Stop feature installed | | Add \$5 |
| Substitute Door Signage Available (See Accessories - Page 64) | | N/C |
| LX - Latchbolt Signaling Switch (example EE ER LX) | | Add \$196 |
| PT-5 - Power Transfer | | Add \$145 |
| EWH8-626 - Electric Hinge | | Add \$349 |
| Required Accessories | | |
| 84-800 Power Supply Controller for single doors - for options such as Silent Arming / no chirps (SA), Reset with Key Only, access control does not reset alarm, just bypass (RKO), contact factory - includes wall-mount key switch & Horn interface box (RIU) | | See page 95 |
| 85-800 Power Supply Controller for pairs of doors - for options such as Silent Arming / no chirps (SA), Reset with Key Only, access control does not reset alarm, just bypass (RKO), contact factory - includes wall-mount key switch & Horn interface box (RIU) | | See page 95 |

| |
|------------------------------------------------------|
| Delayed Egress with Electromagnetic Lock (EM) |
| See Delayed Egress (EE) (opposite page) |

| | |
|----------------------------------------------------------------------------------|--------------------------|
| Electric Lock/Unlock (EU) Lever Option - Available on 10/20/21/30 Devices | Price Add \$1,105 |
| See Advantex Trim Page 21 for complete information | |

| | |
|----------------------------------------------------------------------------------------------------------|--------------------------|
| Electric Lock/Unlock (EU2W) Lever Option - Contact factory for use on medium and wide stile doors | Price Add \$1,105 |
| See Advantex Trim Page 27 for complete information | |

| | |
|-----------------------------------------------------------------------------|--------------------------|
| Electric Lock/Unlock (EUV) Lever Option - Available on 70/80 Devices | Price Add \$1,164 |
| See Advantex Trim Page 41 for complete information | |

ELECTRIFIED OPTIONS CONT'D ON PAGE 54

| Electric Switching (ES) - Available on 10/30/40 Devices | | Price Add \$265 |
|------------------------------------------------------------------------------------------|--|------------------------|
| Standard Package Includes: | | |
| - Switches to monitor dead latch and outside trim input | | |
| - Hex Dogging (HD) standard or Less Dogging (LD - note: Fire Rated devices come LD only) | | |
| Options | | |
| FC3EC1 - 3' Flex Conduit Kit with conduit, ramped endcap and fittings | | Add \$167 |
| FC10EC1 - 10' Flex Conduit Kit with conduit, ramped endcap and fittings | | Add \$182 |
| FC3EC2 - 3' Flex Conduit Kit with conduit, flush endcap and fittings | | Add \$86 |
| FC10EC2 - 10' Flex Conduit Kit with conduit, flush endcap and fittings | | Add \$129 |
| CD - Cylinder Dogging | | N/C |
| LD - Less Dogging | | N/C |
| PT-5 - Power Transfer | | Add \$145 |
| EWH8-626 - Electric Hinge | | Add \$349 |

| Electric Integration (EI) - Available on 10/30/40 Devices | | Price Add \$310 |
|-----------------------------------------------------------------------------------------------|--|------------------------|
| Standard Package Includes: | | |
| - Switches to monitor dead latch and outside trim input | | |
| - Green and Red LED, cylinder arming and piezo horn (logic & power supply separate) | | |
| - Cylinder Dogging (CD) standard or Less Dogging (LD - note: Fire Rated devices come LD only) | | |
| - Code-compliant Signage (EA-561 English Red) | | |
| (Note: A Logic Controller is required for EI but not included in standard package) | | |
| Options | | |
| FC3EC1 - 3' Flex Conduit Kit with conduit, ramped endcap and fittings | | Add \$167 |
| FC10EC1 - 10' Flex Conduit Kit with conduit, ramped endcap and fittings | | Add \$182 |
| FC3EC2 - 3' Flex Conduit Kit with conduit, flush endcap and fittings | | Add \$86 |
| FC10EC2 - 10' Flex Conduit Kit with conduit, flush endcap and fittings | | Add \$129 |
| KS - Key Stop feature installed | | Add \$5 |
| LD - Less Dogging | | N/C |
| PT-5 - Power Transfer | | Add \$145 |
| EWH8-626 - Electric Hinge | | Add \$349 |
| Accessories | | |
| 10-800 or 11-800 - Logic Controller for Electric Integration | | See Page 96 |

| Latch Bolt Signaling (LX) - Available on 10/40/60/61/62/63/70/71/80/81/82/83 Devices | | Price Add \$196 |
|---------------------------------------------------------------------------------------------|--|------------------------|
| Standard Package Includes: | | |
| - Switch monitors latchbolt | | |
| - Hex Dogging (HD) standard or Less Dogging (LD - note: Fire Rated devices come LD only) | | |
| Options | | |
| FC3EC1 - 3' Flex Conduit Kit with conduit, ramped endcap and fittings | | Add \$167 |
| FC10EC1 - 10' Flex Conduit Kit with conduit, ramped endcap and fittings | | Add \$182 |
| FC3EC2 - 3' Flex Conduit Kit with conduit, flush endcap and fittings | | Add \$86 |
| FC10EC2 - 10' Flex Conduit Kit with conduit, flush endcap and fittings | | Add \$129 |
| CD - Cylinder Dogging | | N/C |
| LD - Less Dogging | | N/C |
| PT-5 - Power Transfer | | Add \$145 |
| EWH8-626 - Electric Hinge | | Add \$349 |
| Accessories | | |
| MS-1039S/1059S - Magnetic Switch (Surface) | | Add \$53 |
| MS-1039F/1059F - Magnetic Switch (Flush) | | Add \$27 |

ELECTRIFIED OPTIONS CONT'D ON PAGE 55

| Request to Exit Signaling (EX) - Available on all Devices | Price Add \$182 |
|------------------------------------------------------------------------------------------|------------------------|
| Standard Package Includes: | |
| - Switch monitors pushpad | |
| - Hex Dogging (HD) standard or Less Dogging (LD - note: Fire Rated devices come LD only) | |
| Options | |
| FC3EC1 - 3' Flex Conduit Kit with conduit, ramped endcap and fittings | Add \$167 |
| FC10EC1 - 10' Flex Conduit Kit with conduit, ramped endcap and fittings | Add \$182 |
| FC3EC2 - 3' Flex Conduit Kit with conduit, flush endcap and fittings | Add \$86 |
| FC10EC2 - 10' Flex Conduit Kit with conduit, flush endcap and fittings | Add \$129 |
| CD - Cylinder Dogging | N/C |
| LD - Less Dogging | N/C |
| LX - Latchbolt Signaling Switch (example EX LX) | Add \$196 |
| PT-5 - Power Transfer | Add \$145 |
| EWH8-626 - Electric Hinge | Add \$349 |

| Weatherized Request to Exit Signaling (EX W) - Available on 10/20/21/30/40/50/51/01/04 Devices | Price Add \$259 |
|-------------------------------------------------------------------------------------------------------|------------------------|
| Standard Package Includes: | |
| - Weatherized switch monitors pushpad | |
| - Hex Dogging (HD) standard or Less Dogging (LD - note: Fire Rated devices come LD only) | |
| Options | |
| FC3EC1W - Weatherized 3' Flex Conduit Kit with conduit, ramped endcap and fittings | Add \$167 |
| FC10EC1W - Weatherized 10' Flex Conduit Kit with conduit, ramped endcap and fittings | Add \$182 |
| FC3EC2W - Weatherized 3' Flex Conduit Kit with conduit, flush endcap and fittings | Add \$93 |
| FC10EC2W - Weatherized 10' Flex Conduit Kit with conduit, flush endcap and fittings | Add \$129 |
| CD - Cylinder Dogging | N/C |
| LD - Less Dogging | N/C |

| Latch Bolt Signaling for High Current (LXV) - Available on 10/20/40/50/60/61/62/63/70/71/80/81/82/83 Devices | Price Add \$330 |
|---------------------------------------------------------------------------------------------------------------------|------------------------|
| Standard Package Includes: | |
| - 3-Amp switch monitors latchbolt | |
| - Hex Dogging (HD) standard or Less Dogging (LD - note: Fire Rated devices come LD only) | |
| Options | |
| FC3EC1 - 3' Flex Conduit Kit with conduit, ramped endcap and fittings | Add \$167 |
| FC10EC1 - 10' Flex Conduit Kit with conduit, ramped endcap and fittings | Add \$182 |
| FC3EC2 - 3' Flex Conduit Kit with conduit, flush endcap and fittings | Add \$86 |
| FC10EC2 - 10' Flex Conduit Kit with conduit, flush endcap and fittings | Add \$129 |
| CD - Cylinder Dogging | N/C |
| LD - Less Dogging | N/C |
| PT-5 - Power Transfer | Add \$145 |
| EWH8-626 - Electric Hinge | Add \$349 |
| Accessories | |
| MS-1039S/1059S - Magnetic Switch (Surface) | Add \$53 |
| MS-1039F/1059F - Magnetic Switch (Flush) | Add \$27 |

ELECTRIFIED OPTIONS CONT'D ON PAGE 56

| Request to Exit Switching for High Current (EXV) - Available on All Devices | Price Add \$310 |
|-----------------------------------------------------------------------------------------------------------------------------------------------------------|------------------------|
| Standard Package Includes: - 3-Amp Switch monitors pushpad - Hex Dogging (HD) standard or Less Dogging (LD - note: Fire Rated devices come LD only) | |
| Options | |
| FC3EC1 - 3' Flex Conduit Kit with conduit, ramped endcap and fittings | Add \$167 |
| FC10EC1 - 10' Flex Conduit Kit with conduit, ramped endcap and fittings | Add \$182 |
| FC3EC2 - 3' Flex Conduit Kit with conduit, flush endcap and fittings | Add \$86 |
| FC10EC2 - 10' Flex Conduit Kit with conduit, flush endcap and fittings | Add \$129 |
| CD - Cylinder Dogging | N/C |
| LD - Less Dogging | N/C |
| LX - Latchbolt Signaling Switch (example EXV LX) | Add \$196 |
| 2 - Includes 2 High-Current Switches (EXV2) | Add \$300 |
| PT-5 - Power Transfer | Add \$145 |
| EWH8-626 - Electric Hinge | Add \$349 |

| Weatherized Request to Exit Switching for High Current (EXV W) - Available on 10/20/21/30/40/50/51/01/04 Devices | Price Add \$400 |
|-----------------------------------------------------------------------------------------------------------------------------------------------------------------------|------------------------|
| Standard Package Includes: - 3-Amp Weatherized switch monitors pushpad - Hex Dogging (HD) standard or Less Dogging (LD - note: Fire Rated devices come LD only) | |
| Options | |
| FC3EC1W - Weatherized 3' Flex Conduit Kit with conduit, ramped endcap and fittings | Add \$167 |
| FC10EC1W - Weatherized 10' Flex Conduit Kit with conduit, ramped endcap and fittings | Add \$182 |
| FC3EC2W - Weatherized 3' Flex Conduit Kit with conduit, flush endcap and fittings | Add \$93 |
| FC10EC2W - Weatherized 10' Flex Conduit Kit with conduit, flush endcap and fittings | Add \$129 |
| CD - Cylinder Dogging | N/C |
| LD - Less Dogging | N/C |

NOTES

| | 630 Base Price | EA | EB W | ED | ER EX | ER EX W | EE | EE ER | EI | ES | LX | EX | EX W | EX V | LX V | EX V W |
|------------------------------------------------|----------------------|-------|-------|-------|---------|---------|---------|---------|-------|-------|-------|-------|-------|-------|-------|--------|
| Model | | \$420 | \$650 | \$490 | \$1,108 | \$1,758 | \$1,795 | \$2,398 | \$310 | \$265 | \$196 | \$182 | \$259 | \$310 | \$330 | \$400 |
| 10 Series Rim (device only) | \$1,268 | 1,688 | 1,918 | 1,758 | 2,376 | 3,026 | 3,063 | 3,666 | 1,578 | 1,533 | 1,464 | 1,450 | 1,527 | 1,578 | 1,598 | 1,668 |
| 1001 W (exit only cover plate) | \$1,433 | 1,853 | 2,083 | 1,923 | 2,541 | 3,191 | 3,228 | 3,831 | 1,743 | 1,698 | 1,629 | 1,615 | 1,692 | 1,743 | 1,763 | 1,833 |
| 1001 C (exit only cover plate) | \$1,458 | 1,878 | 2,108 | 1,948 | 2,566 | 3,216 | 3,253 | 3,856 | 1,768 | 1,723 | 1,654 | 1,640 | 1,717 | 1,768 | 1,788 | 1,858 |
| 1001 D (blank escutcheon) | \$1,700 | 2,120 | 2,350 | 2,190 | 2,808 | 3,458 | 3,495 | 4,098 | 2,010 | 1,965 | 1,896 | 1,882 | 1,959 | 2,010 | 2,030 | 2,100 |
| 1002 C (dummy pull) | \$1,567 | 1,987 | 2,217 | 2,057 | 2,675 | 3,325 | 3,362 | 3,965 | 1,877 | 1,832 | 1,763 | 1,749 | 1,826 | 1,877 | 1,897 | 1,967 |
| 1002 D (dummy lever*) | \$1,700 | 2,120 | 2,350 | 2,190 | 2,808 | 3,458 | 3,495 | 4,098 | 2,010 | 1,965 | 1,896 | 1,882 | 1,959 | 2,010 | 2,030 | 2,100 |
| 1002 Z (vandal pull) | \$1,917 | 2,337 | 2,567 | 2,407 | 3,025 | 3,675 | 3,712 | 4,315 | 2,227 | 2,182 | 2,113 | 2,099 | 2,176 | 2,227 | 2,247 | 2,317 |
| 1003 W (key retracts latch) | \$1,433 | 1,853 | 2,083 | 1,923 | 2,541 | 3,191 | 3,228 | 3,831 | 1,743 | 1,698 | 1,629 | 1,615 | 1,692 | 1,743 | 1,763 | 1,833 |
| 1003 WS (key retracts latch) | \$1,433 | 1,853 | 2,083 | 1,923 | 2,541 | 3,191 | 3,228 | 3,831 | 1,743 | 1,698 | 1,629 | 1,615 | 1,692 | 1,743 | 1,763 | 1,833 |
| 1003 C (key retracts latch pull) | \$1,577 | 1,997 | 2,227 | 2,067 | 2,685 | 3,335 | 3,372 | 3,975 | 1,887 | 1,842 | 1,773 | 1,759 | 1,836 | 1,887 | 1,907 | 1,977 |
| 1003 Z (vandal pull) | \$1,917 | 2,337 | 2,567 | 2,407 | 3,025 | 3,675 | 3,712 | 4,315 | 2,227 | 2,182 | 2,113 | 2,099 | 2,176 | 2,227 | 2,247 | 2,317 |
| 1008 D (lever trim*) | \$1,802 | 2,222 | 2,452 | 2,292 | 2,910 | 3,560 | 3,597 | 4,200 | 2,112 | 2,067 | 1,998 | 1,984 | 2,061 | 2,112 | 2,132 | 2,202 |
| 1009 D (lever trim* - locked when key removed) | \$1,802 | 2,222 | 2,452 | 2,292 | 2,910 | 3,560 | 3,597 | 4,200 | 2,112 | 2,067 | 1,998 | 1,984 | 2,061 | 2,112 | 2,132 | 2,202 |
| 1010 D (lever trim* double cylinder) | \$1,971 | 2,391 | 2,621 | 2,461 | 3,079 | 3,729 | 3,766 | 4,369 | 2,281 | 2,236 | 2,167 | 2,153 | 2,230 | 2,281 | 2,301 | 2,371 |
| 1014 D (lever trim* passage) | \$1,802 | 2,222 | 2,452 | 2,292 | 2,910 | 3,560 | 3,597 | 4,200 | 2,112 | 2,067 | 1,998 | 1,984 | 2,061 | 2,112 | 2,132 | 2,202 |
| 10 EU (electric lock/unlock) | \$2,373 | 2,793 | 3,023 | 2,863 | 3,481 | 4,131 | 4,168 | 4,771 | 2,683 | 2,638 | 2,569 | 2,555 | 2,632 | 2,683 | 2,703 | 2,773 |
| 20/21 Series Surface Vertical | \$2,003 | 2,423 | 2,653 | 2,493 | 3,111 | 3,761 | 3,798 | 4,401 | N/A | N/A | N/A | 2,185 | 2,262 | 2,313 | N/A | 2,403 |
| 2001 W (exit only cover plate) | \$2,168 | 2,588 | 2,818 | 2,658 | 3,276 | 3,926 | 3,963 | 4,566 | N/A | N/A | N/A | 2,350 | 2,427 | 2,478 | N/A | 2,568 |
| 2001 C (exit only cover plate) | \$2,193 | 2,613 | 2,843 | 2,683 | 3,301 | 3,951 | 3,988 | 4,591 | N/A | N/A | N/A | 2,375 | 2,452 | 2,503 | N/A | 2,593 |
| 2001 D (blank escutcheon) | \$2,435 | 2,855 | 3,085 | 2,925 | 3,543 | 4,193 | 4,230 | 4,833 | N/A | N/A | N/A | 2,617 | 2,694 | 2,745 | N/A | 2,835 |
| 2002 C (dummy pull) | \$2,302 | 2,722 | 2,952 | 2,792 | 3,410 | 4,060 | 4,097 | 4,700 | N/A | N/A | N/A | 2,484 | 2,561 | 2,612 | N/A | 2,702 |
| 2002 D (dummy lever*) | \$2,435 | 2,855 | 3,085 | 2,925 | 3,543 | 4,193 | 4,230 | 4,833 | N/A | N/A | N/A | 2,617 | 2,694 | 2,745 | N/A | 2,835 |
| 2002 Z (vandal pull) | \$2,652 | 3,072 | 3,302 | 3,142 | 3,760 | 4,410 | 4,447 | 5,050 | N/A | N/A | N/A | 2,834 | 2,911 | 2,962 | N/A | 3,052 |
| 2003 W (key retracts latch) | \$2,168 | 2,588 | 2,818 | 2,658 | 3,276 | 3,926 | 3,963 | 4,566 | N/A | N/A | N/A | 2,350 | 2,427 | 2,478 | N/A | 2,568 |
| 2003 WS (key retracts latch) | \$2,168 | 2,588 | 2,818 | 2,658 | 3,276 | 3,926 | 3,963 | 4,566 | N/A | N/A | N/A | 2,350 | 2,427 | 2,478 | N/A | 2,568 |
| 2003 C (key retracts latch pull) | \$2,312 | 2,732 | 2,962 | 2,802 | 3,420 | 4,070 | 4,107 | 4,710 | N/A | N/A | N/A | 2,494 | 2,571 | 2,622 | N/A | 2,712 |
| 2003 Z (vandal pull) | \$2,652 | 3,072 | 3,302 | 3,142 | 3,760 | 4,410 | 4,447 | 5,050 | N/A | N/A | N/A | 2,834 | 2,911 | 2,962 | N/A | 3,052 |
| 2008 D (lever trim*) | \$2,537 | 2,957 | 3,187 | 3,027 | 3,645 | 4,295 | 4,332 | 4,935 | N/A | N/A | N/A | 2,719 | 2,796 | 2,847 | N/A | 2,937 |
| 2009 D (lever trim* - locked when key removed) | \$2,537 | 2,957 | 3,187 | 3,027 | 3,645 | 4,295 | 4,332 | 4,935 | N/A | N/A | N/A | 2,719 | 2,796 | 2,847 | N/A | 2,937 |
| 2014 D (lever trim* passage) | \$2,537 | 2,957 | 3,187 | 3,027 | 3,645 | 4,295 | 4,332 | 4,935 | N/A | N/A | N/A | 2,719 | 2,796 | 2,847 | N/A | 2,937 |
| 20 EU (electric lock/unlock) | \$3,108 | 3,528 | 3,758 | 3,598 | 4,216 | 4,866 | 4,903 | 5,506 | N/A | N/A | N/A | 3,290 | 3,367 | 3,418 | N/A | 3,508 |
| 30 Series Mortise Device (device only) | \$1,929 | 2,349 | N/A | 2,419 | 3,037 | N/A | 3,724 | 4,327 | 2,239 | N/A | N/A | 2,111 | 2,188 | 2,239 | N/A | 2,329 |
| 3001 WM (exit only - cover plate) | \$2,094 | 2,514 | N/A | 2,584 | 3,202 | N/A | 3,889 | 4,492 | 2,404 | N/A | N/A | 2,276 | 2,353 | 2,404 | N/A | 2,494 |
| 3001 CM (exit only - cover plate) | \$2,119 | 2,539 | N/A | 2,609 | 3,227 | N/A | 3,914 | 4,517 | 2,429 | N/A | N/A | 2,301 | 2,378 | 2,429 | N/A | 2,519 |
| 3001 DM (blank escutcheon) | \$2,361 | 2,781 | N/A | 2,851 | 3,469 | N/A | 4,156 | 4,759 | 2,671 | N/A | N/A | 2,543 | 2,620 | 2,671 | N/A | 2,761 |
| 3002 CM (dummy pull) | \$2,228 | 2,648 | N/A | 2,718 | 3,336 | N/A | 4,023 | 4,626 | 2,538 | N/A | N/A | 2,410 | 2,487 | 2,538 | N/A | 2,628 |
| 3002 DM (dummy lever*) | \$2,361 | 2,781 | N/A | 2,851 | 3,469 | N/A | 4,156 | 4,759 | 2,671 | N/A | N/A | 2,543 | 2,620 | 2,671 | N/A | 2,761 |
| 3003 WM (key retracts latch) | \$2,094 | 2,514 | N/A | 2,584 | 3,202 | N/A | 3,889 | 4,492 | 2,404 | N/A | N/A | 2,276 | 2,353 | 2,404 | N/A | 2,494 |
| 3003 CM (key retracts latch pull) | \$2,238 | 2,658 | N/A | 2,728 | 3,346 | N/A | 4,033 | 4,636 | 2,548 | N/A | N/A | 2,420 | 2,497 | 2,548 | N/A | 2,638 |
| 3008 DM (lever trim*) | \$2,463 | 2,883 | N/A | 2,953 | 3,571 | N/A | 4,258 | 4,861 | 2,773 | N/A | N/A | 2,645 | 2,722 | 2,773 | N/A | 2,863 |
| 3009 DM (lever trim* -locked when key removed) | \$2,463 | 2,883 | N/A | 2,953 | 3,571 | N/A | 4,258 | 4,861 | 2,773 | N/A | N/A | 2,645 | 2,722 | 2,773 | N/A | 2,863 |
| 3010 DM (lever trim* double cylinder) | \$2,632 | 3,052 | N/A | 3,122 | 3,740 | N/A | 4,427 | 5,030 | 2,942 | N/A | N/A | 2,814 | 2,891 | 2,942 | N/A | 3,032 |
| 3014 DM (lever trim* passage) | \$2,463 | 2,883 | N/A | 2,953 | 3,571 | N/A | 4,258 | 4,861 | 2,773 | N/A | N/A | 2,645 | 2,722 | 2,773 | N/A | 2,863 |
| 30 EUxDM (electric lock/unlock) | \$3,034 | 3,454 | N/A | 3,524 | 4,142 | N/A | 4,829 | 5,432 | 3,344 | N/A | N/A | 3,216 | 3,293 | 3,344 | N/A | 3,434 |

EASY PRICE REFERENCE CHART CONT'D ON PAGE 59

| Model | 630 Base Price | EA | EB W | ED | ER EX | ER EX W | EE | EE ER | EI | ES | LX | EX | EX W | EX V | LX V | EX V W |
|-------------------------------------------------|----------------------|-------|-------|-------|---------|---------|---------|---------|-------|-------|-------|-------|-------|-------|-------|--------|
| | | \$420 | \$650 | \$490 | \$1,108 | \$1,758 | \$1,795 | \$2,398 | \$310 | \$265 | \$196 | \$182 | \$259 | \$310 | \$330 | \$400 |
| 40 Series Narrow Rim (device only) | \$1,473 | 1,893 | N/A | 1,963 | 2,581 | 3,231 | 3,268 | 3,871 | 1,783 | 1,738 | 1,669 | 1,655 | 1,732 | 1,783 | 1,803 | 1,873 |
| 4001 CN (exit only cover plate) | \$1,663 | 2,083 | N/A | 2,153 | 2,771 | 3,421 | 3,458 | 4,061 | 1,973 | 1,928 | 1,859 | 1,845 | 1,922 | 1,973 | 1,993 | 2,063 |
| 4001 DN (blank escutcheon) | \$1,905 | 2,325 | N/A | 2,395 | 3,013 | 3,663 | 3,700 | 4,303 | 2,215 | 2,170 | 2,101 | 2,087 | 2,164 | 2,215 | 2,235 | 2,305 |
| 4002 CN (dummy pull) | \$1,772 | 2,192 | N/A | 2,262 | 2,880 | 3,530 | 3,567 | 4,170 | 2,082 | 2,037 | 1,968 | 1,954 | 2,031 | 2,082 | 2,102 | 2,172 |
| 4002 DN (dummy trim*) | \$1,905 | 2,325 | N/A | 2,395 | 3,013 | 3,663 | 3,700 | 4,303 | 2,215 | 2,170 | 2,101 | 2,087 | 2,164 | 2,215 | 2,235 | 2,305 |
| 4003 WS (key retracts latch) | \$1,618 | 2,038 | N/A | 2,108 | 2,726 | 3,376 | 3,413 | 4,016 | 1,928 | 1,883 | 1,814 | 1,800 | 1,877 | 1,928 | 1,948 | 2,018 |
| 4003 CN (key retracts latch pull) | \$1,782 | 2,202 | N/A | 2,272 | 2,890 | 3,540 | 3,577 | 4,180 | 2,092 | 2,047 | 1,978 | 1,964 | 2,041 | 2,092 | 2,112 | 2,182 |
| 4008 DN (lever trim*) | \$2,007 | 2,427 | N/A | 2,497 | 3,115 | 3,765 | 3,802 | 4,405 | 2,317 | 2,272 | 2,203 | 2,189 | 2,266 | 2,317 | 2,337 | 2,407 |
| 4009 DN (lever trim* - locked when key removed) | \$2,007 | 2,427 | N/A | 2,497 | 3,115 | 3,765 | 3,802 | 4,405 | 2,317 | 2,272 | 2,203 | 2,189 | 2,266 | 2,317 | 2,337 | 2,407 |
| 4014 DN (lever trim* passage) | \$2,007 | 2,427 | N/A | 2,497 | 3,115 | 3,765 | 3,802 | 4,405 | 2,317 | 2,272 | 2,203 | 2,189 | 2,266 | 2,317 | 2,337 | 2,407 |
| 40 EU2W (electric lock/unlock) | \$2,578 | 2,998 | N/A | 3,068 | 3,686 | 4,336 | 4,373 | 4,976 | 2,888 | 2,843 | 2,774 | 2,760 | 2,837 | 2,888 | 2,908 | 2,978 |

*lever design specify S, T, or U

| 50/51 Series Narrow Surface | | | | | | | | | | | | | | | | |
|-------------------------------------------------|----------------------|-------|------|-------|-------|---------|-------|-------|-----|-----|-----|-------|-------|-------|------|--------|
| Model | 630 Base Price | EA | EB W | ED | ER EX | ER EX W | EE | EE ER | EI | ES | LX | EX | EX W | EX V | LX V | EX V W |
| Vertical Rod (device only) | \$2,185 | 2,605 | N/A | 2,675 | 3,293 | 3,943 | 3,980 | 4,583 | N/A | N/A | N/A | 2,367 | 2,444 | 2,495 | N/A | 2,585 |
| 5001 CN (exit only cover plate) | \$2,375 | 2,795 | N/A | 2,865 | 3,483 | 4,133 | 4,170 | 4,773 | N/A | N/A | N/A | 2,557 | 2,634 | 2,685 | N/A | 2,775 |
| 5001 DN (blank escutcheon) | \$2,597 | 3,017 | N/A | 3,087 | 3,705 | 4,355 | 4,392 | 4,995 | N/A | N/A | N/A | 2,779 | 2,856 | 2,907 | N/A | 2,997 |
| 5002 CN (dummy pull) | \$2,484 | 2,904 | N/A | 2,974 | 3,592 | 4,242 | 4,279 | 4,882 | N/A | N/A | N/A | 2,666 | 2,743 | 2,794 | N/A | 2,884 |
| 5002 DN (dummy lever*) | \$2,597 | 3,017 | N/A | 3,087 | 3,705 | 4,355 | 4,392 | 4,995 | N/A | N/A | N/A | 2,779 | 2,856 | 2,907 | N/A | 2,997 |
| 5003 WS (key retracts latch) | \$2,330 | 2,750 | N/A | 2,820 | 3,438 | 4,088 | 4,125 | 4,728 | N/A | N/A | N/A | 2,512 | 2,589 | 2,640 | N/A | 2,730 |
| 5003 CN (key retracts latch pull) | \$2,494 | 2,914 | N/A | 2,984 | 3,602 | 4,252 | 4,289 | 4,892 | N/A | N/A | N/A | 2,676 | 2,753 | 2,804 | N/A | 2,894 |
| 5008 DN (lever trim*) | \$2,675 | 3,095 | N/A | 3,165 | 3,783 | 4,433 | 4,470 | 5,073 | N/A | N/A | N/A | 2,857 | 2,934 | 2,985 | N/A | 3,075 |
| 5009 DN (lever trim* - locked when key removed) | \$2,719 | 3,139 | N/A | 3,209 | 3,827 | 4,477 | 4,514 | 5,117 | N/A | N/A | N/A | 2,901 | 2,978 | 3,029 | N/A | 3,119 |
| 5014 DN (lever trim* passage) | \$2,675 | 3,095 | N/A | 3,165 | 3,783 | 4,433 | 4,470 | 5,073 | N/A | N/A | N/A | 2,857 | 2,934 | 2,985 | N/A | 3,075 |
| 50EU2W (electric lock/unlock) | \$3,198 | 3,618 | N/A | 3,688 | 4,306 | 4,956 | 4,993 | 5,596 | N/A | N/A | N/A | 3,380 | 3,457 | 3,508 | N/A | 3,598 |

| 60/61 Series Narrow Concealed | | | | | | | | | | | | | | | | |
|--------------------------------------------------|----------------------|-------|------|-------|-------|---------|-------|-------|-----|-----|-------|-------|------|-------|------|--------|
| Model | 630 Base Price | EA | EB W | ED | ER EX | ER EX W | EE | EE ER | EI | ES | LX | EX | EX W | EX V | LX V | EX V W |
| Vertical Rod for Aluminum Doors | \$2,340 | 2,760 | N/A | 2,830 | 3,448 | N/A | 4,135 | 4,738 | N/A | N/A | 2,536 | 2,522 | N/A | 2,650 | N/A | N/A |
| 6002 WP (dummy pull) | \$2,559 | 2,979 | N/A | 3,049 | 3,667 | N/A | 4,354 | 4,957 | N/A | N/A | 2,755 | 2,741 | N/A | 2,869 | N/A | N/A |
| 6002 DNV (dummy lever*) | \$2,850 | 3,270 | N/A | 3,340 | 3,958 | N/A | 4,645 | 5,248 | N/A | N/A | 3,046 | 3,032 | N/A | 3,160 | N/A | N/A |
| 6003 R (key retracts latch) | \$2,660 | 3,080 | N/A | 3,150 | 3,768 | N/A | 4,455 | 5,058 | N/A | N/A | 2,856 | 2,842 | N/A | 2,970 | N/A | N/A |
| 6008 DNV (lever trim*) | \$2,926 | 3,346 | N/A | 3,416 | 4,034 | N/A | 4,721 | 5,324 | N/A | N/A | 3,122 | 3,108 | N/A | 3,236 | N/A | N/A |
| 6009 DNV (lever trim* - locked when key removed) | \$2,926 | 3,346 | N/A | 3,416 | 4,034 | N/A | 4,721 | 5,324 | N/A | N/A | 3,122 | 3,108 | N/A | 3,236 | N/A | N/A |
| 6014 DNV (lever trim* passage) | \$2,926 | 3,346 | N/A | 3,416 | 4,034 | N/A | 4,721 | 5,324 | N/A | N/A | 3,122 | 3,108 | N/A | 3,236 | N/A | N/A |

| 62/63 Series Narrow Concealed | | | | | | | | | | | | | | | | |
|--------------------------------------------------|----------------------|-------|------|-------|-------|---------|-------|-------|-----|-----|-------|-------|------|-------|------|--------|
| Model | 630 Base Price | EA | EB W | ED | ER EX | ER EX W | EE | EE ER | EI | ES | LX | EX | EX W | EX V | LX V | EX V W |
| Vertical Rod for Hollow Metal | \$2,340 | 2,760 | N/A | 2,830 | 3,448 | N/A | 4,135 | 4,738 | N/A | N/A | 2,536 | 2,522 | N/A | 2,650 | N/A | N/A |
| 6201 CNV (exit only cover plate) | \$2,539 | 2,959 | N/A | 3,029 | 3,647 | N/A | 4,334 | 4,937 | N/A | N/A | 2,735 | 2,721 | N/A | 2,849 | N/A | N/A |
| 6202 CNV (dummy pull) | \$2,619 | 3,039 | N/A | 3,109 | 3,727 | N/A | 4,414 | 5,017 | N/A | N/A | 2,815 | 2,801 | N/A | 2,929 | N/A | N/A |
| 6202 WP (dummy pull) | \$2,559 | 2,979 | N/A | 3,049 | 3,667 | N/A | 4,354 | 4,957 | N/A | N/A | 2,755 | 2,741 | N/A | 2,869 | N/A | N/A |
| 6202 DNV (dummy lever*) | \$2,850 | 3,270 | N/A | 3,340 | 3,958 | N/A | 4,645 | 5,248 | N/A | N/A | 3,046 | 3,032 | N/A | 3,160 | N/A | N/A |
| 6203 R (key retracts latch) | \$2,660 | 3,080 | N/A | 3,150 | 3,768 | N/A | 4,455 | 5,058 | N/A | N/A | 2,856 | 2,842 | N/A | 2,970 | N/A | N/A |
| 6203 CNV (key retracts latch pull) | \$2,739 | 3,159 | N/A | 3,229 | 3,847 | N/A | 4,534 | 5,137 | N/A | N/A | 2,935 | 2,921 | N/A | 3,049 | N/A | N/A |
| 6208 DNV (lever trim*) | \$2,926 | 3,346 | N/A | 3,416 | 4,034 | N/A | 4,721 | 5,324 | N/A | N/A | 3,122 | 3,108 | N/A | 3,236 | N/A | N/A |
| 6209 DNV (lever trim* - locked when key removed) | \$2,926 | 3,346 | N/A | 3,416 | 4,034 | N/A | 4,721 | 5,324 | N/A | N/A | 3,122 | 3,108 | N/A | 3,236 | N/A | N/A |
| 6214 DNV (lever trim* passage) | \$2,926 | 3,346 | N/A | 3,416 | 4,034 | N/A | 4,721 | 5,324 | N/A | N/A | 3,122 | 3,108 | N/A | 3,236 | N/A | N/A |

EASY PRICE REFERENCE CHART CONT'D ON PAGE 60

| Model | 630 Base Price | EA | EB W | ED | ER EX | ER EX W | EE | EE ER | EI | ES | LX | EX | EX W | EXV | LXV | EXV W |
|-------------------------------------------------------------------------|----------------------|-------|-------|-------|---------|---------|---------|---------|-------|-------|-------|-------|-------|-------|-------|-------|
| | | \$420 | \$650 | \$490 | \$1,108 | \$1,758 | \$1,795 | \$2,398 | \$310 | \$265 | \$196 | \$182 | \$259 | \$310 | \$330 | \$400 |
| 70/71 Series Concealed Vertical Rod for Wood Doors (device only) | \$2,279 | 2,699 | N/A | 2,769 | 3,387 | N/A | 4,074 | 4,677 | N/A | N/A | 2,475 | 2,461 | N/A | 2,589 | N/A | N/A |
| 7001 CV (exit only cover plate) | \$2,478 | 2,898 | N/A | 2,968 | 3,586 | N/A | 4,273 | 4,876 | N/A | N/A | 2,674 | 2,660 | N/A | 2,788 | N/A | N/A |
| 7002 CV (dummy pull) | \$2,558 | 2,978 | N/A | 3,048 | 3,666 | N/A | 4,353 | 4,956 | N/A | N/A | 2,754 | 2,740 | N/A | 2,868 | N/A | N/A |
| 7002 WP (dummy pull) | \$2,498 | 2,918 | N/A | 2,988 | 3,606 | N/A | 4,293 | 4,896 | N/A | N/A | 2,694 | 2,680 | N/A | 2,808 | N/A | N/A |
| 7002 DV (dummy lever*) | \$2,767 | 3,187 | N/A | 3,257 | 3,875 | N/A | 4,562 | 5,165 | N/A | N/A | 2,963 | 2,949 | N/A | 3,077 | N/A | N/A |
| 7003 WSV (key retracts latch) | \$2,519 | 2,939 | N/A | 3,009 | 3,627 | N/A | 4,314 | 4,917 | N/A | N/A | 2,715 | 2,701 | N/A | 2,829 | N/A | N/A |
| 7003 CV (key retracts latch pull) | \$2,644 | 3,064 | N/A | 3,134 | 3,752 | N/A | 4,439 | 5,042 | N/A | N/A | 2,840 | 2,826 | N/A | 2,954 | N/A | N/A |
| 7008 DV (lever trim*) | \$2,825 | 3,245 | N/A | 3,315 | 3,933 | N/A | 4,620 | 5,223 | N/A | N/A | 3,021 | 3,007 | N/A | 3,135 | N/A | N/A |
| 7009 DV (lever trim* - locked when key removed) | \$2,825 | 3,245 | N/A | 3,315 | 3,933 | N/A | 4,620 | 5,223 | N/A | N/A | 3,021 | 3,007 | N/A | 3,135 | N/A | N/A |
| 7014 DV (lever trim* passage) | \$2,825 | 3,245 | N/A | 3,315 | 3,933 | N/A | 4,620 | 5,223 | N/A | N/A | 3,021 | 3,007 | N/A | 3,135 | N/A | N/A |
| 70 EUV (electric lock/unlock) | \$3,443 | 3,863 | N/A | 3,933 | 4,551 | N/A | 5,238 | 5,841 | N/A | N/A | 3,639 | 3,625 | N/A | 3,753 | N/A | N/A |

| | | | | | | | | | | | | | | | | |
|---------------------------------------------------------------------------------|---------|-------|-------|-------|-------|-------|-------|-------|-----|-----|-------|-------|-----|-------|-----|-----|
| 80/81 Series Concealed Vertical Rod for Hollow Metal Doors (device only) | \$2,279 | 2,699 | 2,929 | 2,769 | 3,387 | 4,037 | 4,074 | 4,677 | N/A | N/A | 2,475 | 2,461 | N/A | 2,589 | N/A | N/A |
| 8001 CV (exit only cover plate) | \$2,478 | 2,898 | 3,128 | 2,968 | 3,586 | 4,236 | 4,273 | 4,876 | N/A | N/A | 2,674 | 2,660 | N/A | 2,788 | N/A | N/A |
| 8002 CV (dummy pull) | \$2,558 | 2,978 | 3,208 | 3,048 | 3,666 | 4,316 | 4,353 | 4,956 | N/A | N/A | 2,754 | 2,740 | N/A | 2,868 | N/A | N/A |
| 8002 WP (dummy pull) | \$2,498 | 2,918 | 3,148 | 2,988 | 3,606 | 4,256 | 4,293 | 4,896 | N/A | N/A | 2,694 | 2,680 | N/A | 2,808 | N/A | N/A |
| 8002 DV (dummy lever*) | \$2,767 | 3,187 | 3,417 | 3,257 | 3,875 | 4,525 | 4,562 | 5,165 | N/A | N/A | 2,963 | 2,949 | N/A | 3,077 | N/A | N/A |
| 8003 WSV (key retracts latch) | \$2,519 | 2,939 | 3,169 | 3,009 | 3,627 | 4,277 | 4,314 | 4,917 | N/A | N/A | 2,715 | 2,701 | N/A | 2,829 | N/A | N/A |
| 8003 CV (key retracts latch pull) | \$2,644 | 3,064 | 3,294 | 3,134 | 3,752 | 4,402 | 4,439 | 5,042 | N/A | N/A | 2,840 | 2,826 | N/A | 2,954 | N/A | N/A |
| 8008 DV (lever trim*) | \$2,825 | 3,245 | 3,475 | 3,315 | 3,933 | 4,583 | 4,620 | 5,223 | N/A | N/A | 3,021 | 3,007 | N/A | 3,135 | N/A | N/A |
| 8009 DV (lever trim* - locked when key removed) | \$2,825 | 3,245 | 3,475 | 3,315 | 3,933 | 4,583 | 4,620 | 5,223 | N/A | N/A | 3,021 | 3,007 | N/A | 3,135 | N/A | N/A |
| 8014 DV (lever trim* passage) | \$2,825 | 3,245 | 3,475 | 3,315 | 3,933 | 4,583 | 4,620 | 5,223 | N/A | N/A | 3,021 | 3,007 | N/A | 3,135 | N/A | N/A |
| 80 EUV (electric lock/unlock) | \$3,443 | 3,863 | 4,093 | 3,933 | 4,551 | 5,201 | 5,238 | 5,841 | N/A | N/A | 3,639 | 3,625 | N/A | 3,753 | N/A | N/A |

| | | | | | | | | | | | | | | | | |
|---------------------------------------------------------------------------------|---------|-------|-------|-------|-------|-------|-------|-------|-----|-----|-------|-------|-----|-------|-----|-----|
| 82/83 Series Concealed Vertical Rod for Hollow Metal Doors (device only) | \$2,279 | 2,699 | 2,929 | 2,769 | 3,387 | 4,037 | 4,074 | 4,677 | N/A | N/A | 2,475 | 2,461 | N/A | 2,589 | N/A | N/A |
| 8201 CV (exit only cover plate) | \$2,478 | 2,898 | 3,128 | 2,968 | 3,586 | 4,236 | 4,273 | 4,876 | N/A | N/A | 2,674 | 2,660 | N/A | 2,788 | N/A | N/A |
| 8202 CV (dummy pull) | \$2,558 | 2,978 | 3,208 | 3,048 | 3,666 | 4,316 | 4,353 | 4,956 | N/A | N/A | 2,754 | 2,740 | N/A | 2,868 | N/A | N/A |
| 8202 WP (dummy pull) | \$2,498 | 2,918 | 3,148 | 2,988 | 3,606 | 4,256 | 4,293 | 4,896 | N/A | N/A | 2,694 | 2,680 | N/A | 2,808 | N/A | N/A |
| 8202 DV (dummy lever*) | \$2,767 | 3,187 | 3,417 | 3,257 | 3,875 | 4,525 | 4,562 | 5,165 | N/A | N/A | 2,963 | 2,949 | N/A | 3,077 | N/A | N/A |
| 8203 WSV (key retracts latch) | \$2,519 | 2,939 | 3,169 | 3,009 | 3,627 | 4,277 | 4,314 | 4,917 | N/A | N/A | 2,715 | 2,701 | N/A | 2,829 | N/A | N/A |
| 8203 CV (key retracts latch pull) | \$2,644 | 3,064 | 3,294 | 3,134 | 3,752 | 4,402 | 4,439 | 5,042 | N/A | N/A | 2,840 | 2,826 | N/A | 2,954 | N/A | N/A |
| 8208 DV (lever trim*) | \$2,825 | 3,245 | 3,475 | 3,315 | 3,933 | 4,583 | 4,620 | 5,223 | N/A | N/A | 3,021 | 3,007 | N/A | 3,135 | N/A | N/A |
| 8209 DV (lever trim* - locked when key removed) | \$2,825 | 3,245 | 3,475 | 3,315 | 3,933 | 4,583 | 4,620 | 5,223 | N/A | N/A | 3,021 | 3,007 | N/A | 3,135 | N/A | N/A |
| 8214 DV (lever trim* passage) | \$2,825 | 3,245 | 3,475 | 3,315 | 3,933 | 4,583 | 4,620 | 5,223 | N/A | N/A | 3,021 | 3,007 | N/A | 3,135 | N/A | N/A |
| 82 EUV (electric lock/unlock) | \$3,443 | 3,863 | 4,093 | 3,933 | 4,551 | 5,201 | 5,238 | 5,841 | N/A | N/A | 3,639 | 3,625 | N/A | 3,753 | N/A | N/A |

*lever design specify S, T, or U

| | | | | | | | | | | | | | | | | |
|---------------------------------------|---------|-----|-----|-----|-----|-----|-----|-----|-----|-----|-----|-------|-------|-------|-----|-------|
| 00 Series Dummy Exit Device | | | | | | | | | | | | | | | | |
| 0000 (wide stile rail) | \$640 | N/A | N/A | N/A | N/A | N/A | N/A | N/A | N/A | N/A | N/A | N/A | N/A | N/A | N/A | N/A |
| 0500xEC2 (narrow stile rail) | \$787 | N/A | N/A | N/A | N/A | N/A | N/A | N/A | N/A | N/A | N/A | N/A | N/A | N/A | N/A | N/A |
| 01 (wide stile with active pushpad) | \$787 | N/A | N/A | N/A | N/A | N/A | N/A | N/A | N/A | N/A | N/A | N/A | N/A | N/A | N/A | N/A |
| 04 (narrow stile with active pushpad) | \$897 | N/A | N/A | N/A | N/A | N/A | N/A | N/A | N/A | N/A | N/A | 1,079 | 1,156 | 1,207 | N/A | 1,297 |
| 0101C | \$1,126 | N/A | N/A | N/A | N/A | N/A | N/A | N/A | N/A | N/A | N/A | 1,308 | 1,385 | 1,436 | N/A | 1,526 |
| 0101W | \$982 | N/A | N/A | N/A | N/A | N/A | N/A | N/A | N/A | N/A | N/A | 1,164 | 1,241 | 1,292 | N/A | 1,382 |
| 0102C | \$1,126 | N/A | N/A | N/A | N/A | N/A | N/A | N/A | N/A | N/A | N/A | 1,308 | 1,385 | 1,436 | N/A | 1,526 |
| 0102D | \$1,279 | N/A | N/A | N/A | N/A | N/A | N/A | N/A | N/A | N/A | N/A | 1,461 | 1,538 | 1,589 | N/A | 1,679 |
| 0401CN | \$1,046 | N/A | N/A | N/A | N/A | N/A | N/A | N/A | N/A | N/A | N/A | 1,228 | 1,305 | 1,356 | N/A | 1,446 |
| 0402CN | \$1,126 | N/A | N/A | N/A | N/A | N/A | N/A | N/A | N/A | N/A | N/A | 1,308 | 1,385 | 1,436 | N/A | 1,526 |
| 0402DN | \$1,156 | N/A | N/A | N/A | N/A | N/A | N/A | N/A | N/A | N/A | N/A | 1,338 | 1,415 | 1,466 | N/A | 1,556 |

NOTES

| SIF-EA - Electric Slide-In Filler Kit | | Finishes: | 628, 630, 693, 695 | 606, 612 | 605, 611, 613, 629 |
|---------------------------------------------------------------------------------------------------------------------------|---------------------------------------------------------------------------------------------------|--------------------------|-------------------------------|-----------------|-------------------------------|
| SIF-EA | Exit Alarm 9VDC/12VAC with remote signal and remote bypass | 36" Device 48" Device | \$420 \$420 | \$479 \$479 | \$506 \$506 |
| Kit Includes: Endcap Bracket with Battery Clip, 9V Battery, Warning Sign (ECL-561) | | | | | |
| NOTE: YOU MUST SPECIFY THE DEVICE SERIES, DOGGING, STILE, STRIKE, SIZE, ENDCAP AND FINISH WHEN ORDERING. | | | | | |
| Options | | | | | |
| KS | Keystop Kit | | | | \$5 |
| SIF-EB-W - Weatherized Battery Powered Exit Alarm Slide-In Filler Kit | | Finishes: | 630 | 606, 612 | 605, 611, 613, 629 |
| SIF-EB-W | Weatherized Battery Powered Exit Alarm with remote signal and remote bypass | 36" Device 48" Device | \$650 \$650 | \$740 \$740 | \$787 \$787 |
| Kit Includes: Endcap Bracket with Battery Clip, 9V Battery, Warning Sign (ECL-561) | | | | | |
| NOTE: YOU MUST SPECIFY THE DEVICE SERIES, DOGGING, STILE, STRIKE, SIZE, ENDCAP AND FINISH WHEN ORDERING. | | | | | |
| Options | | | | | |
| KS | Keystop Kit | | | | \$5 |
| SIF-HD-CD-LD Slide-In Filler Kits | | Finishes: | 628, 630, 693, 695 | 606, 612 | 605, 611, 613, 629 |
| SIF-LD-36 | Less Dogging Slide-In Filler | 36" Device | \$125 | \$185 | \$212 |
| SIF-LD-48 | Less Dogging Slide-In Filler | 48" Device | \$125 | \$185 | \$212 |
| SIF-HD-36 | Hex Key Dogging Slide-In Filler | 36" Device | \$149 | \$208 | \$249 |
| SIF-HD-48 | Hex Key Dogging Slide-In Filler | 48" Device | \$149 | \$208 | \$249 |
| SIF-CD-36 | Cylinder Dogging Slide-In Filler | 36" Device | \$149 | \$208 | \$249 |
| SIF-CD-48 | Cylinder Dogging Slide-In Filler | 48" Device | \$149 | \$208 | \$249 |
| NOTE: YOU MUST SPECIFY THE DEVICE SERIES, DOGGING, STILE, STRIKE, SIZE, ENDCAP (EC1/EC2) AND FINISH WHEN ORDERING. | | | | | |
| Strikes | | Finishes: | 628, 630, 693, 695 | 606, 612 | 605, 611, 613, 629 |
| 90 | Non-Handed Curved Lip Strike (for 30 Series Devices) | | \$33 | \$52 | \$143 |
| 91 | ANSI Flat Lip Strike (for 30 Series Devices) | | \$33 | \$52 | \$143 |
| 92 | Double Door Short Open Back Strike (for 30 Series Devices) | | \$99 | \$143 | \$143 |
| 93 | Double Door Long Open Back Strike (for 30 Series Devices) | | \$99 | \$143 | \$143 |
| 94 | Double Door Strike Kit with Tamper-Resistant and Standard Fasteners (No security driver required) | | | | \$57 |
| 95T | Top Strike (for 60/61/62/63/70/71/80/81/82/83 Series Devices) | | | | \$72 |
| 95B | Bottom Strike (for 60/62/70/80/82 Series Devices) | | | | \$33 |
| 96 Top | Surface Non-Roller Strike (for 50/51 Series Devices) | | | | \$30 |
| 96B Bottom | Dust Proof Strike (for 50 Series Devices) | | | | \$44 |
| 97 Top | Surface Non-Roller Strike (for 20/21 Series Devices) | | | | \$30 |
| 97 Bottom | Dust Proof Strike (for 20 Series Devices) | | | | \$44 |
| 98 | Semi-Mortise Strike (for 10/40 Series Devices) | | | | \$44 |
| 99 | Surface Non-Roller Strike (for 10/40 Series Devices) | | | | \$35 |
| SHK1 | Strike Hook Kit (1 per package) | | | | \$16 |

PARTS/ACCESSORIES CONT'D ON PAGE 63

| Hex Dogging Key | | Price | | |
|----------------------------------------------------------------------------------------------------------|------------------------------------------------------------------------------------------------|------------------------------------------|--------------------------------------|-------------------------|
| HDK | Hex Dogging Key | | | \$3 |
| Surface Vertical Rod Conversion Kit | | Finishes: | 630, 693, 695 | 606, 612 |
| | | | | 605, 611, 613, 629 |
| SVRK-8-X | Converts 7-foot rods to 8-foot rods | \$159 | \$279 | \$349 |
| SVRK-10-X | Converts 7-foot rods to 10-foot rods | \$379 | \$379 | \$399 |
| Sex Nuts - Security Screws - Security Bits | | Price | | |
| SN1 | Sex Nut Kit - 1/4"-20 (2 per package)* - Specify Finishes: 606, 613, 630 | | | \$16 |
| SSK1 | Torx® Security Screw Kit for Rim Exit Device, Stainless Steel only, incl. Torx® bits | | | \$38 |
| SSK2 | Torx® Security Screw Kit for SVR Exit Device, Stainless Steel only, incl. Torx® bits | | | \$48 |
| TT10 | Torx® driver tip for 6-32 undercut FH screws | | | \$8 |
| TT15 | Torx® driver tip for 6-32 FH screws | | | \$8 |
| TT25 | Torx® driver tip for 10-32 FH screws | | | \$8 |
| TT27 | Torx® driver tip for 1/4" and #14 screws | | | \$8 |
| * Devices may require more than 1 Kit - For more information refer to Advantex device page in price list | | | | |
| Glass Bead Kits | | | | |
| GB1 | Glass Bead Kit - 10 Series/70 Series/80 Series | | | \$68 |
| GB2 | Glass Bead Kit - 40 Series/60 Series w/ EC2 endcap | | | \$68 |
| GB3 | Glass Bead Kit - 20 Series 7-foot height | | | \$309 |
| GB4 | Glass Bead Kit - 21 Series 7-foot height | | | \$168 |
| GB5 | Glass Bead Kit - 50 Series 7-foot height | | | \$309 |
| GB6 | Glass Bead Kit - 51 Series 7-foot height | | | \$168 |
| GB7 | Glass Bead Kit - 20 Series 8-foot height | | | \$368 |
| GB8 | Glass Bead Kit - 21 Series 8-foot height | | | \$268 |
| GB9 | Glass Bead Kit - 50 Series 8-foot height | | | \$368 |
| GB10 | Glass Bead Kit - 51 Series 8-foot height | | | \$268 |
| GB11 | Glass Bead Kit - 20 Series 10-foot height | | | \$388 |
| GB12 | Glass Bead Kit - 21 Series 10-foot height | | | \$288 |
| GB13 | Glass Bead Kit - 50 Series 10-foot height | | | \$412 |
| GB14 | Glass Bead Kit - 51 Series 10-foot height | | | \$288 |
| GB16 | Glass Bead Kit - 30 series | | | \$68 |
| Cylinders | | (NOT Factory Installed in device) | (Factory Installed in device) | |
| MC65 | Mortise Cylinder, Schlage "C" Keyway, 1-1/8" 6-pin, Keyed 5-pin - Specify Finish | \$32 | | \$60 |
| IC7 | 7-pin SFIC Mortise Cylinder Housing (Core not included) | \$32 | | \$60 |
| IC7R | 7-pin SFIC Rim Cylinder Housing (Core not included) | \$32 | | \$60 |
| RC65 | Rim Cylinder, Schlage "C" Keyway, 6-pin, Keyed 5-pin (Also known as ECL-445K) - Specify Finish | \$32 | | \$60 |
| Cylinder Collars and Accessories | | Finishes: | 606, 612, 626, 630 | 605, 613, 629, 693, 695 |
| CCL | Cylinder Collar, Long 11/16" - Specify Finish | \$30 | | \$44 |
| CCS | Cylinder Collar, Short 7/16" - Specify Finish | \$30 | | \$44 |
| CBK | Cylinder Bracket Kit (for rim cylinder used with other manufacturers' trim) | | | (no finish) \$30 |
| CAK | Cylinder Anchor Kit (for use with 60 Series Concealed Vertical Rods) | | | (no finish) \$40 |
| Shaft Extension Kits | | | | |
| SE-2 | Shaft Extension Kit for Lever Trims for 2 - 2-1/2" thick door | | | \$55 |
| SE-25 | Shaft Extension Kit for Lever Trims for 2-1/8 - 2-3/4" thick door | | | \$55 |
| SE-3 | Shaft Extension Kit for Lever Trims for 2-5/8 - 3-1/4" thick door | | | \$88 |
| SE-35 | Shaft Extension Kit for Lever Trims for 3-1/8 - 3-3/4" thick door | | | \$88 |
| SE-4 | Shaft Extension Kit for Lever Trims for 3-5/8 - 4-1/4" thick door | | | \$88 |
| SE-65 | Shaft Extension Kit for Lever Trims for 6 - 6-5/8" thick door | | | \$88 |

PARTS/ACCESSORIES CONT'D ON PAGE 64

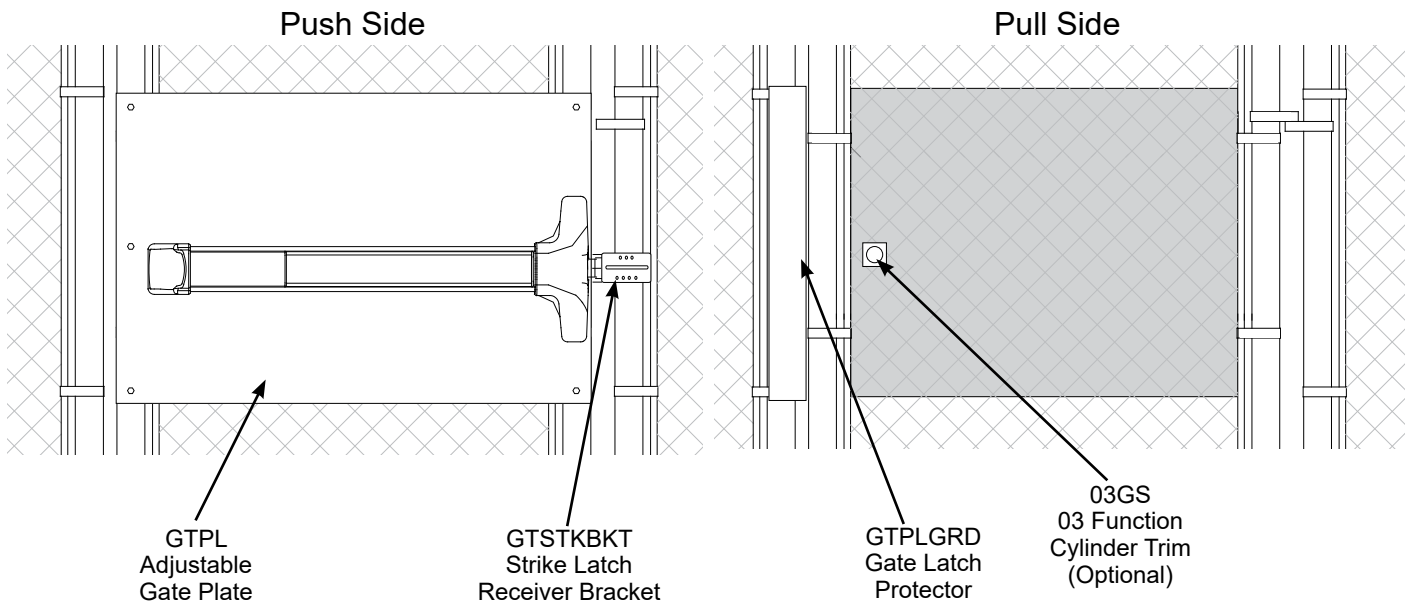
| Flex Conduit Kits, Armored Loops and Power Transfers | | Price |
|---------------------------------------------------------------|------------------------------------------------------------------------------------------------------------------------------------------------|-------------------------------------------------------------------|
| FC3EC1-630 | Flex Conduit Kit (3') includes conduit, ramped endcap and fittings | \$167 |
| FC10EC1-630 | Flex Conduit Kit (10') includes conduit, ramped endcap and fittings (Specify finish - 605, 606, 611, 612, 629, 630, 693 or 695) | \$182 |
| FC3EC2-630 | Flex Conduit Kit (3') includes conduit, flush endcap and fittings | \$86 |
| FC10EC2-630 | Flex Conduit Kit (10') includes conduit, flush endcap and fittings (Specify finish - 605, 606, 611, 612, 629, 630, 693 or 695) | \$129 |
| FC3EC1W-630 | Weatherized Flex Conduit Kit (3') includes conduit, ramped endcap and fittings | \$167 |
| FC10EC1W-630 | Weatherized Flex Conduit Kit (10') includes conduit, ramped endcap and fittings (Specify finish - 605, 606, 611, 612, 629, 630, 693 or 695) | \$182 |
| FC3EC2W-630 | Weatherized Flex Conduit Kit (3') includes conduit, flush endcap and fittings | \$93 |
| FC10EC2W-630 | Weatherized Flex Conduit Kit (10') includes conduit, flush endcap and fittings (Specify finish - 605, 606, 611, 612, 629, 630, 693 or 695) | \$129 |
| AL18 | Surface Mount Armor Loop - 18" (Aluminum Finish) | \$73 |
| JB-R | Junction Box with Relay | \$328 |
| PT-5 | Power Transfer | \$145 |
| EWH8-626 | Electric Hinge | \$349 |
| Endcaps | | |
| EC1 | Ramped Endcap Heavy Duty (Specify Finish) 630 Finish | \$75 |
| | All other Finishes (605, 606, 612, 613, 629, 693 or 695) | \$149 |
| EC2 | Flush Endcap (Specify finish) 630 Finish | \$69 |
| | All other Finishes (605, 606, 612, 613, 629, 693 or 695) | \$109 |
| EC2FC | Flush Endcap with Flex Conduit Fitting (Specify finish - 605, 606, 611, 612, 613, 629, 630, 693 or 695) | \$94 |
| Through Bolt Mounting Plates | | |
| TMP1 | Through Bolt Mounting Plate (Top only SVR Kit) | \$30 |
| TMP2 | Through Bolt Mounting Plate (Top and bottom SVR Kit) | \$50 |
| Delayed Egress Peel & Stick Door Signage Chart | | |
| PUSH UNTIL ALARM SOUNDS - DOOR CAN BE OPENED IN XX SECONDS | | PUSH UNTIL ALARM SOUNDS DOOR CAN BE OPENED IN 15 SECONDS |
| ECL-395 | English - 15 Second - Red (Standard) | \$13 |
| ECL-395-1 | English - 30 Second - Red | \$13 |
| ECL-395-2 | French/Canadian - 15 Second - Red | \$13 |
| ECL-395-3 | French/Canadian - 30 Second - Red | \$13 |
| ECL-395-4 | Spanish - 15 Second - Red | \$13 |
| ECL-395-5 | Spanish - 30 Second - Red | \$13 |
| ECL-395-6 | French - 15 Second - Green | \$13 |
| ECL-395-7 | French - 30 Second - Green | \$13 |
| ECL-395-8 | German - 15 Second - Green | \$13 |
| ECL-395-9 | German - 30 Second - Green | \$13 |
| ECL-395-10 | Chinese - 15 Second - Red | \$13 |
| ECL-395-11 | Chinese - 30 Second - Red | \$13 |
| ECL-395-12 | English European - 15 Second - Red | \$13 |
| ECL-395-13 | English European - 30 Second - Red | \$13 |
| Peel & Stick Door Sign | | |
| PUSH TO OPEN - ALARM WILL SOUND | | PUSH TO OPEN ALARM WILL SOUND |
| 101802-1 | English - Green | \$15 |
| 101802-2 | French - Green | \$15 |
| 101802-3 | German - Green | \$15 |
| 101802-4 | Chinese - Red | \$15 |
| 101802-5 | Spanish - Red | \$15 |
| 101802-6 | French/Canadian - Red | \$15 |
| Delayed Egress Outdoor Signage Chart | | |
| PUSH UNTIL ALARM SOUNDS - DOOR CAN BE OPENED IN 15/30 SECONDS | | PUSH UNTIL ALARM SOUNDS DOOR CAN BE OPENED IN 15 SECONDS |
| 101906 | English - 15 Second (Metal Sign - Non-Adhesive) | \$80 |
| 101906-1 | English - 30 Second (Metal Sign - Non-Adhesive) | \$80 |

PARTS/ACCESSORIES CONT'D ON PAGE 65

| MODEL NO. | DESCRIPTION | PRICE |
|-----------|----------------------------------------------------------------------------------------------------------------------------------|-------|
| GTPLKIT | Gate Plate Kit - Includes Gate Latch Protector (GTPLGRD), GTSTKBKT (Strike Latch Receiver Bracket), GTPL (Adjustable Gate Plate) | \$729 |

| MODEL NO. | DESCRIPTION | PRICE |
|-----------|-----------------------------------------------------------------------------------------------------------------------------------------------|-------|
| GTPL | Adjustable Gate Plate - Fits Single Gates 32" - 52" wide Fits square or round gate frames Plate comes without mounting holes for device | \$499 |
| GTSTKBKT | Strike Latch Receiver Bracket | \$199 |
| GTPLGRD | Gate Latch Protector | \$114 |
| 03GS | Optional 03 function cylinder trim used on gates (Rim Cylinder sold separately) | \$109 |
| 08GSN | Spacer for Narrow Lever Trim | \$119 |

All above parts available in black (specify BLK) and gray (std.) finish



EXIT DEVICE SOLD SEPARATELY

For more information, see Advantex weatherized exit devices

VALUE SERIES® V40 SERIES (RIM)

RATING

For no rating, leave blank

"H" = Hurricane

"F" = Fire Rated (Less/No

Dogging Only)

"FH" = Hurricane and Fire Rated

OUTSIDE TRIM FINISH

626 = Brushed Chrome (DWS trims)

628 = Brushed Aluminum (P/PN trims)

689 = Aluminum (BN/AN trims)

693 = Black, powder coated (BN/AN trims)

711 = Black, Aluminum (P/PN trims)

DOGGING FUNCTION

LD = Less/No dogging

HD = Hex key dogging

CD = Cylinder key dogging

PRE-INSTALLED CYLINDERS

If cylinders provided by others, leave blank

MC65 = Mortise Cylinder(s) 6pin/Keyed 5

IC7 = Mortise Cylinder(s) SFIC housing

IK7 = Mortise Cylinder(s) InstaKey housing

RC65 = Rim Cylinder(s) 6pin/Keyed 5

IC7R = Rim Cylinder(s) SFIC housing

IK7R = Rim Cylinder(s) InstaKey housing

POWER TRANSFERS

FC3 = 3" Flex Conduit

FC10 = 10" Flex Conduit

FC3W = 3" Weatherized Flex Conduit

FC10W = 10" Weatherized Flex Conduit

PT5 = Power Transfer

EH8 = Electric Hinge

SERIES TYPE

V40 = Rim device, wide stile

V40XW = Weatherized Rim device, wide stile (non-electrified)

V40XNS = Rim device, narrow stile

V40XNSXW = Weatherized Rim device, narrow stile (non-electrified)

V40XNSXW = Weatherized Rim device, narrow stile (non-electrified)

DEVICE FINISH

628 = Brushed Aluminum*

711 = Black, Aluminum

STRIKES

98 = Semi-Mortise (std. on V40XNS)

99 = Surface (std. on V40)

94 = Double-Door (least secure)

KEYSTOP

For no keystop, leave blank

KS = Keystop (Available with EA, EB W, EE, EI functions)

PUSHPAD COLOR

Contact factory for other languages and colors

BLK = Black

RWE = Red Pushpad / White English Lettering

FASTENERS

For Standard machine, wood & self-drilling screws, leave blank

SN1 = Sex Nuts/Throughbolts (Hurricane rated hardware includes sex nuts for latch bolt)

OUTSIDE TRIM FUNCTION & FINISH

01P = Exit only, blank plate

03P = Key retracts latch

01PN = Exit only, blank plate; narrow trim

03PN = Key retracts latch; narrow trim

03WS = Key retracts latch

02A = Dummy pull

03A = Key retracts pull; pull trim

02AN = Dummy pull; narrow trim

03AN = Key retracts pull - pull trim; narrow trim

02BN = Dummy lever; narrow trim

08BN = Active lever, key locks/unlocks lever; narrow trim (handed) (classroom)

09BN = Lever trim active by key, locked when key removed; narrow trim (handed) (storeroom)

14BN = Active lever, no key cylinder; narrow trim (handed) (passage)

02D2W = Dummy lever; wide trim (two posts for use with narrow head device)

08D2W = Active lever, key locks/unlocks lever; wide trim (two posts for use with narrow head device) (classroom)

09D2W = Lever trim active by key, locked when key removed; wide trim (two posts for use with narrow head device)

14D2W = Active lever, no key cylinder; wide trim (two posts for use with narrow head device) (passage)

EU2W = Electric lock/unlock; wide trim (two posts for use with narrow head device) - 24VDC & Fall Secure (FSE) Std. - Specify handing (not field reversible). For 12VDC, specify VDC. For Fall Safe specify FSA

CBK = Cylinder Bracket Kit, 03 only, plate & pull handle by others required

ELECTRIFIED FUNCTION

For no electrified function, leave blank

Standard

Select Arming Time and Auto Rearm

EA = Hardwired Electric Alarm (Formerly E/H/EH R)

EB = Electric Alarm with Battery

ED = Electric Dogging

EX = Request To Exit (Signal) Switch

EXV = Electric Integration (logic controller required)

EI = Electric Switching (dead latch & OKC switches)

Delayed Egress

Select Arming Delay, Delayed Egress Time and Silent Arming

EE = Delayed Egress

Delayed Egress Only (EE)

Comes standard with 90-800 power supply

Single = (1) 90-800 w/o bat backup

Pair = (1) 90-800 w/o bat backup

Weatherized Alarms

Select Arming Time and Auto Rearm

EB W = Electric Battery Operated Exit Alarm Weatherized

Latch Retraction

ER EX = Electric Latch Retraction with Request To Exit Switch (silencer standard)

ER EX W = Electric Latch Retraction with Request To Exit Switch (silencer standard)

Weatherized with Request To Exit Switch (silencer standard)

Latch Retraction Only (ER & ER W) (Sold Separately)

Single = 81-800

Pair = 82-800

2 Single = 83-800

Weatherized Others

ER EX W = Electric Latch Retraction with Request To Exit Switch (silencer standard)

EX W = Request To Exit (Signal) Switch Weatherized

EXV W = Request To Exit (Current) Switch Weatherized

WDE = Weatherized Delayed Egress (see EasyKits)

DOOR WIDTH

36" wide door (3")*

48" wide door (4")



Detex products can expose you to chemicals including Chromium (hexavalent compounds) and Lead, which are known to the State of California to cause cancer and birth defects or other reproductive harm. For more information go to www.detex.com/prp65

NOTE: * = default/standard

Fire-rated trims must be Fall Safe (FSA)

All fire-rated devices Less Dogging/fall safe


March 22, 2019

Value Series

Also see online version at detex.com/hto

NOTES

V40 RIM EXIT DEVICE FOR HOLLOW METAL AND WIDE STILE DOORS



(03A shown)



(08BN shown)

NOTE:
For all trim
information
and graphics
see page 74



(94 Strike)



(98 Strike)

| | Outside Function | Device | Baseplate Finish | |
|-----------------------------|-------------------------------------|---------------------------------------------------------|------------------------|----------------|
| | | | 628 (Std.) Aluminum | 711 Black |
| Device Only - Exit Only | | V40 | \$409 | \$409 |
| Device/Function/Trim | | | | |
| Device with pull trim | 01 Cover Plate | V4001P V4001PN | \$499 \$499 | \$499 \$499 |
| | 02 Dummy Pull Trim | V4002A | \$511 | \$511 |
| | | V4002AN | \$511 | \$511 |
| | | V4002WP | \$628 | N/A |
| | 03 Key Retracts Latch pull trim | V4003P V4003PN | \$499 \$499 | \$499 \$499 |
| | 03 Key Retracts Latch cylinder trim | V4003WS | \$554 | \$574 |
| Device with lever trim | 03 Key Retracts Latch Pull Trim | V4003A V4003AN | \$511 \$511 | \$511 \$511 |
| | | <hr/> | | |
| | 02 Dummy Lever | V4002D2W | \$821 | \$858 |
| | 08 Key Locks/Unlocks Lever | V4008BN V4008D2W | \$696 \$899 | \$696 \$937 |
| | | 09 Lever Trim Active by Key; Locked when key removed | V4009BN V4009D2W | \$696 \$899 |
| | 14 Lever Always Active | | V4014BN V4014D2W | \$696 \$899 |
| | | EU Electric Lock/Unlock | V40EU2W | \$1,514 |

Special Note: Specify EU2W trim for Hollow Metal Door, fits doors with minimum 4" (or greater) stile

DEVICE COMES STANDARD WITH:

- 628 Aluminum Baseplate
- HD Hex Dogging
- 36" 36" Device for 3-foot doors
- 99 Surface Strike



FINISHES

- Aluminum device extrusion is BHMA 628
- Aluminum Trims:
 - P and PN BHMA 628 (clear anodized aluminum)
 - WS BHMA 626 (brushed chrome)
 - A, AN and BN BHMA 689 (powder-coated aluminum)
- Black device extrusion is BHMA 711
- Black Trims:
 - P and PN BHMA 711 (black anodized aluminum)
 - WS BHMA 613 (oil rubbed bronze)
 - A, AN and BN BHMA 693 (powder-coated black)

OPTIONS

| | |
|--------------------------------------------------------------------------------------------------|------------------------------------|
| F Fire Rated - Specify prefix F (ex. FV40) | Add \$150 |
| H Hurricane Rated - Specify prefix H (ex. HV40) | Add \$75 |
| FH Fire Rated/Hurricane Rated - Specify prefix FH (ex. FHV40) | Add \$225 |
| W Weatherized (Mechanical only - For weatherized electrified functions, see Electrified Options) | Add \$200 |
| Electrified Options - see pages 80-85 | |
| 48" 48" Device for 4-foot doors | Add \$31 |
| SN1 Sex Nuts / Throughbolts (Device with trim requires 1 set / Device only requires 2 sets) | \$16 PER SET |
| KS Keystop Installed | Add \$5 |
| CD Cylinder Dogging | No charge when ordered with device |
| LD Less Dogging | No charge when ordered with device |
| 94 Double Door Strike Available - see pg 89 | No charge when ordered with device |
| 98 Semi-Mortise Strike | No charge when ordered with device |

NOTE - Cylinders not included. Products on this page can be ordered with cylinders (C65) or Interchangeable core housings (IC7) pre-installed at Detex prior to shipping (See page 88). For narrow stile, specify NS (see page 69 for more information)



NOTE:
For all trim information and graphics see page 74

| Outside Function | Device | Baseplate Finish | | |
|-------------------------|------------------------------------------------------|---------------------|-----------|-------|
| | | 628 (Std.) Aluminum | 711 Black | |
| Device Only - Exit Only | V40xNS | \$459 | \$459 | |
| Device/Function/Trim | | | | |
| Device with pull trim | 01 Cover Plate | V4001PNxNS | \$549 | \$549 |
| | 02 Dummy Pull Trim | V4002ANxNS | \$561 | \$561 |
| | | V4002WPxNS | \$678 | N/A |
| | 03 Key Retracts Latch pull trim | V4003PNxNS | \$549 | \$549 |
| | 03 Key Retracts Latch cylinder trim | V4003WSxNS | \$604 | \$624 |
| | 03 Key Retracts Latch Pull Trim | V4003ANxNS | \$561 | \$561 |
| Device with lever trim | 08 Key Locks/Unlocks Lever | V4008BNxNS | \$746 | \$746 |
| | 09 Lever Trim Active by Key; Locked when key removed | V4009BNxNS | \$746 | \$746 |
| | 14 Lever Always Active | V4014BNxNS | \$746 | \$746 |

Special Note: Specify EU2W trim for Hollow Metal Door, fits doors with minimum 4" (or greater) stile

DEVICE COMES STANDARD WITH:

- 628 Aluminum Baseplate
- HD Hex Dogging
- 36" 36" Device for 3-foot doors
- 98 Semi-Mortise Strike



FINISHES

Aluminum device extrusion is BHMA 628. Aluminum Trims:
 PN BHMA 628 (clear anodized aluminum)
 WS BHMA 626 (brushed chrome)
 AN and BN BHMA 689 (powder-coated aluminum)

Black device extrusion is BHMA 711. Black Trims:
 PN BHMA 711 (black anodized aluminum)
 WS BHMA 613 (oil rubbed bronze)
 AN and BN BHMA 693 (powder-coated black)

OPTIONS

| | |
|--------------------------------------------------------------------------------------------------|------------------------------------|
| F Fire Rated - Specify prefix F (ex. FV40) | Add \$150 |
| W Weatherized (Mechanical only - For weatherized electrified functions, see Electrified Options) | Add \$200 |
| Electrified Options - see pages 80-85 | |
| 48" 48" Device for 4-foot narrow stile doors | Add \$31 |
| SN1 Sex Nuts / Throughbolts (Device with trim requires 1 set / Device only requires 2 sets) | \$16 PER SET |
| KS Keystop Installed | Add \$5 |
| CD Cylinder Dogging | No charge when ordered with device |
| LD Less Dogging | No charge when ordered with device |

NOTE - Cylinders not included. Products on this page can be ordered with cylinders (C65) or Interchangeable core housings (IC7) pre-installed at Detex prior to shipping (See page 88).

VALUESERIES® V50 SERIES (SURFACE VERTICAL ROD)

RATING

For no rating, leave blank

*H = Hurricane (V50 & V50XW only)

*F = Fire Rated (Less/No Dogging Only)

*FH = Hurricane and Fire Rated

SERIES TYPE

- V50 = SVR, wide stile
- V50XW = Weatherized SVR, wide stile (non-electrified)
- V50XNS = SVR, narrow stile
- V50XNSXW = Weatherized SVR, narrow stile (non-electrified)
- V51 = SVR, top rod only, wide stile
- V51XW = Weatherized SVR, top rod only, wide stile (non-electrified)
- V51XNS = SVR, top rod only, narrow stile
- V51XNSXW = Weatherized SVR, top rod only, narrow stile (non-electrified)

OUTSIDE TRIM FINISH

- 626 = Brushed chrome (DWS trims)
- 628 = Brushed Aluminum (P/PN trims)
- 689 = Aluminum (BN/AN trims)
- 693 = Black, powder coated (BN/AN trims)
- 711 = Black, Aluminum (P/PN trims)

STRIKES

- 96 = Surface non-roller top strike and non-dust proof bottom strike*
- 96B = Substitute 96 bottom strike for Dust Proof strike

PUSHPAD COLOR

- Contact factory for other languages and colors
- BLK = Black
 - RWE = Red Pushpad / White English Lettering

POWER TRANSFERS

- FC3 = 3' Flex Conduit
- FC10 = 10' Flex Conduit
- FC3W = 3' Weatherized Flex Conduit
- FC-10W = 10' Weatherized Flex Conduit
- PT5 = Power Transfer
- EH8 = Electric Hinge

PRE-INSTALLED CYLINDERS

- If cylinders provided by others, leave blank
- MC65 = Mortise Cylinder(s) 6pin/Keyed 5
 - IC7 = Mortise Cylinder(s) IC housing
 - IK7 = Mortise Cylinder(s) InstakKey housing
 - RC65 = Rim Cylinder(s) 6pin/Keyed 5
 - IC7R = Rim Cylinder(s) IC housing
 - IK7R = Rim Cylinder(s) InstakKey housing
- Specify KA for Keyed Alike Device

OUTSIDE TRIM STYLE & FINISH

- 01P = Exit only, blank plate
- 03P = Key retracts latch
- 01PN = Exit only, blank plate; narrow trim
- 03PN = Key retracts latch; narrow trim
- 03WS = Key retracts latch
- 02A = Dummy pull
- 03A = Key retracts pull; pull trim
- 02AN = Dummy pull; narrow trim
- 03AN = Key retracts pull - pull trim; narrow trim
- 02BN = Dummy lever; narrow trim
- 08BN = Active lever; key locks/unlocks lever; narrow trim (handed) (classroom)
- 09BN = Lever trim active by key; locked when key removed; narrow trim (handed) (storeroom)
- 14BN = Active lever, no key cylinder; narrow trim (handed) (passage)
- 02DD2W = Dummy lever; wide trim (two posts for use with narrow head device)
- 08DD2W = Active lever, key locks/unlocks lever; wide trim (two posts for use with narrow head device) (classroom)
- 09DD2W = Lever trim active by key; locked when key removed; wide trim (two posts for use with narrow head device) (storeroom)
- 14DD2W = Active lever, no key cylinder; wide trim (two posts for use with narrow head device) (passage)
- EU2W = Electric lock/unlock; wide trim (two posts for use with narrow head device) (24VDC & Fail Secure [FSE] Std.) - Specify handing (not field reversible). For 12VDC specify VDC. For Fail Safe specify FSA
- CBK = Cylinder Bracket Kit, 03 only, plate & pull handle by others required

DOOR HANDING

- RHR = Right hand reverse*
- LHR = Left hand reverse

DEVICE FINISH

- 628 = Brushed Aluminum*
- 711 = Black, Aluminum

DOGGING FUNCTION

- LD = Less/No dogging
- HD = Hex key dogging
- CD = Cylinder key dogging

ELECTRIFIED FUNCTION

For no electrified function, leave blank

Standard

- Select Arming Time and Auto Rearm EA = Hardwired Electric Alarm (Formerly EH/EH R)
- EB = Electric Alarm with Battery
- ED = Electric Dogging
- EX = Request To Exit (Signal) Switch
- EXV = Request To Exit (Current) Switch

Delayed Egress

- Select Arming Delay, Delayed Egress Time and Silent Arming EE = Delayed Egress
- Delayed Egress Only (EE) Comes standard with 90-800 power supply
- Single = (1) 90-800 w/o bat backup
- Pair = (1) 90-800 w/o bat backup

KEYSTOP

- KS = Keystop (Available with EA, EE, EE ER, EI functions)

DOOR WIDTH

- 36" wide door (3)*
- 48" wide door (4)

DOOR HEIGHT/SVR HEIGHT

- 84" high door
- 96" high door
- 120" high door

FASTENERS

- For Standard machine, wood & self-drilling screws, leave blank
- SN1 = Sex Nuts/Throughbolts (Hurricane rated hardware includes sex nuts for top latch and bottom bolt)

Weatherized Others

- ER EX W = Electric Latch Retraction Weatherized with Request To Exit Switch (silencer standard)
- EX W = Request To Exit (Signal) Switch Weatherized
- EXV W = Request To Exit (Current) Switch Weatherized
- WDE = Weatherized Delayed Egress (see EasyKits)

Weatherized Alarms

- Select Arming Time and Auto Rearm EB W = Electric Battery Operated Exit Alarm Weatherized

Latch Retraction

- ER EX = Electric Latch Retraction with Request To Exit Switch (silencer standard)
- ER EX W = Electric Latch Retraction Weatherized with Request To Exit Switch (silencer standard)


Latch Retraction Only (ER)

- (Sold Separately) Single = 81-800
- Pair = 82-800
- 2 Single = 83-800

NOTE: * = default/standard

Fire-rated trims must be Fail Safe (FSA)

Also see online version at detex.com/hto



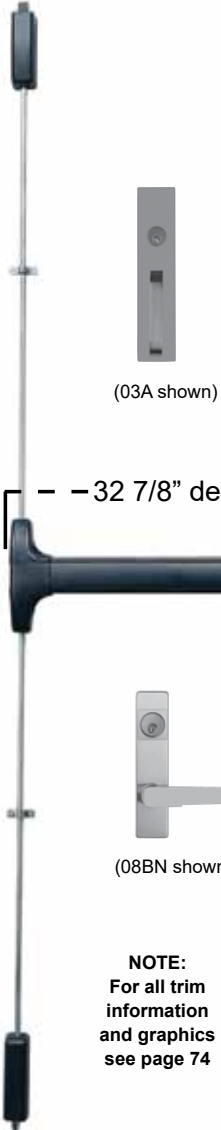
Detex products can expose you to chemicals including Chromium (hexavalent compounds) and Lead, which are known to the State of California to cause cancer and birth defects or other reproductive harm. For more information go to www.detex.com/prods5

NOTES

VALUE SERIES® V50/V51 SERIES SURFACE VERTICAL ROD EXIT DEVICE

FOR HOLLOW METAL AND WIDE STILE DOORS
Baseplate Finish

Value Series



| Outside Function | Top & Bottom Rod Device | Top Rod Only Device | 628 (Std.) Aluminum | 711 Black | |
|-------------------------|-------------------------------------|------------------------------|------------------------------|---------------------------|-----------------------|
| Device Only - Exit Only | V50 | V51 | \$834 | \$834 | |
| Device/Function/Trim | | | | | |
| Device with pull trim | 01 Cover Plate | V5001P V5001PN | V5101P V5101PN | \$924 \$924 | \$924 \$924 |
| | 02 Dummy Pull Trim | V5002A V5002AN V5002WP | V5102A V5102AN V5102WP | \$936 \$936 \$1,054 | \$936 \$936 N/A |
| | 03 Key Retracts Latch Pull trim | V5003P V5003PN | V5103P V5103PN | \$924 \$924 | \$924 \$924 |
| | 03 Key Retracts Latch Cylinder trim | V5003WS | V5103WS | \$979 | \$999 |
| | 03 Key Retracts Latch Pull Trim | V5003A V5003AN | V5103A V5103AN | \$936 \$936 | \$936 \$936 |

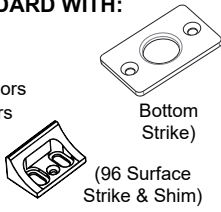
| | | | | | |
|------------------------|------------------------------------------------------|---------------------|---------------------|--------------------|--------------------|
| Device with lever trim | 02 Dummy Lever | V5002D2W | V5102D2W | \$1,246 | \$1,283 |
| | 08 Key Locks/Unlocks Lever | V5008BN V5008D2W | V5108BN V5108D2W | \$1,121 \$1,324 | \$1,121 \$1,362 |
| | 09 Lever Trim Active by Key; Locked when key removed | V5009BN V5009D2W | V5109BN V5109D2W | \$1,121 \$1,324 | \$1,121 \$1,362 |
| | 14 Lever Always Active | V5014BN V5014D2W | V5114BN V5114D2W | \$1,121 \$1,324 | \$1,121 \$1,362 |
| | EU Electric Lock/Unlock | V50EU2W | V51EU2W | \$1,939 | \$1,948 |

Special Note: Specify EU2W trim for Hollow Metal Door, fits doors with minimum 4" (or greater) stile
Note: Devices are shipped RHR unless specified LHR (Field Reversible)

NOTE:
For all trim information and graphics see page 74

DEVICE COMES STANDARD WITH:

- 628 Aluminum Baseplate
- HD Hex Dogging
- 36" 36" Device for 3-foot doors
- 84" 84" Rods for 7-foot doors
- 96 Surface Strike
- 103546 Bottom Strike



FINISHES

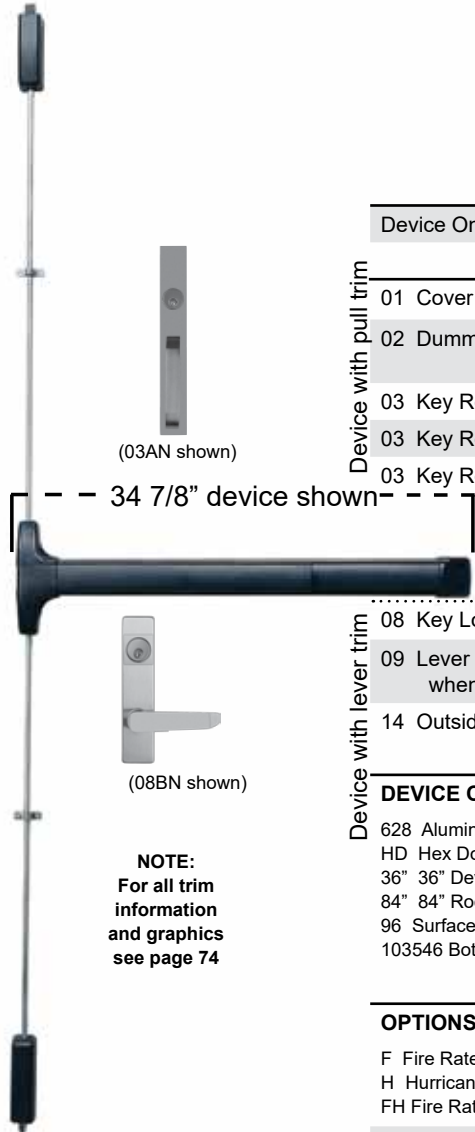
Aluminum device extrusion is BHMA 628. Aluminum Trims:
P and PN BHMA 628 (clear anodized aluminum)
WS BHMA 626 (brushed chrome)
A, AN and BN BHMA 689 (powder-coated aluminum)
Black device extrusion is BHMA 711. Black Trims:
P and PN BHMA 711 (black anodized aluminum)
WS BHMA 613 (oil rubbed bronze)
A, AN and BN BHMA 693 (powder-coated black)

OPTIONS

| | |
|-------------------------------------------------------------------------------------------------------------------------------------------------------------------------------------|------------------------------------|
| F Fire Rated - Specify prefix F (ex. FV50) | Add \$150 |
| H Hurricane Rated - Specify prefix H (ex. HV50) | Add \$75 |
| FH Fire Rated/Hurricane Rated - Specify prefix FH (ex. FHV50) | Add \$225 |
| W Weatherized (Mechanical only - For weatherized electrified functions, see Electrified Options) | Add \$200 |
| Electrified Options - see pages 80-85 | |
| RC Rod Covers Stainless Steel Finish - (ex. V50xRC) | Add \$190 |
| BG Bottom Bolt Guard 12" ramped per ADA - (ex. V50xBG) | Add \$110 |
| RCxBG Rod Covers and Bottom Bolt Guard - (ex. V50xRCxBG) | Add \$300 |
| 48" 48" Device for 4-foot doors | Add \$31 |
| 96" 96" Rods for 8-foot doors | Add \$30 |
| 120" 120" Device for 10-foot doors | Add \$75 |
| SN1 Sex Nuts / Throughbolts (V50 device with trim requires 3 sets / V50 device only requires 4 sets) (V51 device with trim requires 2 sets / V51 device only requires 3 sets) | \$16 PER SET |
| KS Keystop Installed | Add \$5 |
| CD Cylinder Dogging | No charge when ordered with device |
| LD Less Dogging | No charge when ordered with device |
| 96B Dust Proof Strike | Add \$42 |

NOTE - Cylinders not included. Products on this page can be ordered with cylinders (C65) or Interchangeable core housings (IC7) pre-installed at Detex prior to shipping (See page 88).
For narrow stile, specify NS (see page 69 for more information)

V50xNS/V51xNS SERIES NARROW STILE SURFACE VERTICAL ROD EXIT DEVICE FOR NARROW STILE DOORS



(03AN shown)

34 7/8" device shown

(08BN shown)

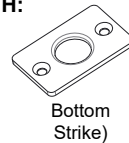
NOTE:
For all trim
information
and graphics
see page 74

| Outside Function | Top & Bottom Rod Device | Top Rod Only Device | Baseplate Finish | |
|------------------------------------------------------|-------------------------|---------------------|---------------------|-----------|
| | | | 628 (Std.) Aluminum | 711 Black |
| Device Only - Exit Only | V50xNS | V51xNS | \$884 | \$884 |
| Device/Function/Trim | | | | |
| 01 Cover Plate | V5001PNxNS | V5101PNxNS | \$974 | \$974 |
| 02 Dummy Pull Trim | V5002ANxNS | V5102ANxNS | \$986 | \$986 |
| | V5002WPxNS | V5102WPxNS | \$1,103 | N/A |
| 03 Key Retracts Latch Pull trim | V5003PNxNS | V5103PNxNS | \$974 | \$974 |
| 03 Key Retracts Latch Cylinder trim | V5003WSxNS | V5103WSxNS | \$1,029 | \$1,049 |
| 03 Key Retracts Latch Pull Trim | V5003ANxNS | V5103ANxNS | \$986 | \$986 |
| Device with pull trim | | | | |
| 08 Key Locks/Unlocks Outside Lever | V5008BNxNS | V5108BNxNS | \$1,171 | \$1,171 |
| 09 Lever Trim Active by Key; Locked when key removed | V5009BNxNS | V5109BNxNS | \$1,171 | \$1,171 |
| 14 Outside Lever Always Active | V5014BNxNS | V5114BNxNS | \$1,171 | \$1,171 |
| Device with lever trim | | | | |

Note: Devices are shipped RHR unless specified LHR (Field Reversible)

DEVICE COMES STANDARD WITH:

- 628 Aluminum Baseplate
- HD Hex Dogging
- 36" 36" Device for 3-foot doors
- 84" 84" Rods for 7-foot doors
- 96 Surface Strike
- 103546 Bottom Strike



Bottom Strike



96 Surface Strike & Shim

FINISHES











Aluminum device extrusion is BHMA 628. Aluminum Trims:
 PN BHMA 628 (clear anodized aluminum)
 WS BHMA 626 (brushed chrome)
 AN and BN BHMA 689 (powder-coated aluminum)
 Black device extrusion is BHMA 711. Black Trims:
 PN BHMA 711 (black anodized aluminum)
 WS BHMA 613 (oil rubbed bronze)
 AN and BN BHMA 693 (powder-coated black)

OPTIONS

| | |
|-------------------------------------------------------------------------------------------------------------------------------------------------------------------------------------|------------------------------------|
| F Fire Rated - Specify prefix F (ex. FV50) | Add \$150 |
| H Hurricane Rated - Specify prefix H (ex. HV50) | Add \$75 |
| FH Fire Rated/Hurricane Rated - Specify prefix FH (ex. FHV50) | Add \$225 |
| W Weatherized (Mechanical only - For weatherized electrified functions, see Electrified Options) | Add \$200 |
| Electrified Options - see pages 80-85 | |
| RC Rod Covers Stainless Steel Finish - (ex. V50xRC) | Add \$190 |
| BG Bottom Bolt Guard 12" ramped per ADA - (ex. V50xBG) | Add \$110 |
| RCxBG Rod Covers and Bottom Bolt Guard - (ex. V50xRCxBG) | Add \$300 |
| 48" 48" Device for 4-foot doors | Add \$31 |
| 96" 96" Rods for 8-foot doors | Add \$30 |
| 120" 120" Device for 10-foot doors | Add \$75 |
| SN1 Sex Nuts / Throughbolts (V50 device with trim requires 3 sets / V50 device only requires 4 sets) (V51 device with trim requires 2 sets / V51 device only requires 3 sets) | \$16 PER SET |
| KS Keystop Installed | Add \$5 |
| CD Cylinder Dogging | No charge when ordered with device |
| LD Less Dogging | No charge when ordered with device |
| 96B Dust Proof Strike | Add \$42 |

NOTE - Cylinders not included. Products on this page can be ordered with cylinders (C65) or Interchangeable core housings (IC7) pre-installed at Detex prior to shipping (See page 88).







PLATES AND PULL TRIMS

| P Trim | | WP Trim | PN Trim | | WS Trim | A Trim | | AN Trim | |
|----------------------------------------------------------------------------------|-----------------------------------------------------------------------------------|-----------------------------------------------------------------------------------|-----------------------------------------------------------------------------------|-----------------------------------------------------------------------------------|-----------------------------------------------------------------------------------|-------------------------------------------------------------------------------------|-------------------------------------------------------------------------------------|-------------------------------------------------------------------------------------|-------------------------------------------------------------------------------------|
|  |  |  |  |  |  |  |  |  |  |
| 01P | 03P | 02WP | 01PN | 03PN | 03WS | 02A | 03A | 02AN | 03AN |
| Function | Description | Trim | Gray | | Brown | | Black | | |
| 01 | Cover plate | P/PN | (628 Finish) \$90 | | N/A | | (711 Finish) \$90 | | |
| 03* | Key retracts latch | P/PN | (628 Finish) \$90 | | N/A | | (711 Finish) \$90 | | |
| 02 | Dummy Pull (Wire) | WP | (630 Finish) \$219 | | N/A | | N/A | | |
| 03* | Key retracts latch | WS** | (626 Finish) \$145 | | N/A | | (693 Finish) \$165 | | |
| 02 | Dummy pull | A/AN | (689 Finish) \$102 | (695 Finish) \$102 | (693 Finish) \$102 | | | | |
| 03* | Key retracts pull | A/AN | (689 Finish) \$102 | (695 Finish) \$102 | (693 Finish) \$102 | | | | |

* Rim cylinder not included (order separately - see page 88)
 ** WS Trim - Not available in Stainless Steel (630) - Specify 625 or 626 (626 - same price as 630)



LEVER TRIMS



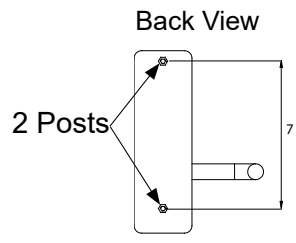
| BN Trim for Value Series Devices (Includes 161 cover plate) | | D2W Vandal Resistant Trim for Value Series Devices | | | |
|-----------------------------------------------------------------------------------------|-------------------------------------------------------------------------------------|-------------------------------------------------------------------------------------|-------------------------------------------------------------------------------------|--------------------------------------------------------------------------------------|---------------------------------------------------------------------------------------|
|  |  |  |  |  |  |
| 08BN | 02BN | 09BN | 08D2W | 02D2W | 14D2W |
| S Lever (Std.) | | | Back View | | |
| Note: BN lever trims not for use in corrosive environments, see Advantex DN lever trims | | | 2 Posts | | |
| | | | For use on non-Narrow Stile (NS) Value Series devices. | | |
| Function | Description | Trim | 626 | 689 | 693 |
| 02 | Dummy lever | BN | N/A | \$287 | \$287 |
| 02 | Dummy lever | D2W | \$412 | N/A | \$449 |
| 08** | Key locks/unlocks outside lever | BN | N/A | \$287 | \$287 |
| 08** | Key locks/unlocks outside lever | D2W | \$490 | N/A | \$528 |
| 09** | Lever trim active by key; locked when key removed | BN | N/A | \$287 | \$287 |
| 09** | Lever trim active by key; locked when key removed | D2W | \$490 | N/A | \$528 |
| 14 | Outside lever always active | BN | N/A | \$287 | \$287 |
| 14 | Outside lever always active | D2W | \$490 | N/A | \$528 |

For Vandal resistant, wide stile lever trims, for use with Value Series, specify 08D2W or 09D2W (See Advantex 08D or 09D for pricing)

NOTE: Lever Trims are shipped RHR unless specified LHR (Field Reversible)
 **Mortise cylinder not included (order separately - see page 88)



103789 Cylinder Nut Socket
 100783 Cylinder Nut
 See page 122 for more information

| EU2W Trim for Value Series Devices | | | | | |
|---------------------------------------------------------------------------------------------------------|--------------------------------------|----------------------------------------------------------------------------------------------------------------|---------|-----------------------------------------------------------------------------------------------------------------------|---------|
|  <p>EU2W</p> | |  <p>S Lever (Std.)</p> | |  <p>Back View 2 Posts 7</p> | |
| For use on non-Narrow Stile (NS) Value Series devices. | | | | | |
| Function | Description | Trim | 626 | 689 | 693 |
| EU** | Electric Lock/Unlock Wide Escutcheon | EU2W | \$1,105 | N/A | \$1,114 |
| (For EU specify Fail Secure [FSE - std.] or Fail Safe [FSA] and specify handing - not field reversible) | | | | | |

NOTE: Lever Trims are shipped RHR unless specified LHR (Field Reversible)
 **Mortise cylinder not included (order separately - see page 88)



NOTES

PULLS & PLATES

| BHMA Function | BHMA Definition | Description | VALUE SERIES® | Manufacturer A Exit Devices | Manufacturer B Exit Devices | Manufacturer V Exit Devices |
|---------------|-------------------------|----------------------------------------------|-----------------------|-----------------------------|-----------------------------|-----------------------------|
| | | | Standard Value Series | Standard 22 Series | Standard 20 Series | Standard 51 Series |
| 01 | Exit Only | Cover Plate | 01P; 01PN | N/A | 802-GTB | 501 |
| 02 | Pull When Dogged | Dummy Pull | 02A; 02AN | 230DT | Thumbpiece trims only | 702A |
| 02 | Pull When Dogged | Dummy Pull (Wire) | 02WP | N/A | N/A | N/A |
| 03 | Key Retracts Latch Bolt | Night Latch Pull | 03A; 03AN | 230NL | Thumbpiece trims only | 703A |
| | | | 03P; 03PN | 210NL | 814-HTB | 603 |
| 03 | Key Retracts Latch Bolt | Night Latch - Cylinder Only - Pull by Others | 03WS | 110NL | N/A | N/A |

LEVER TRIMS

| BHMA Function | BHMA Definition | Description | VALUE SERIES® | Manufacturer A Exit Devices | Manufacturer B Exit Devices | Manufacturer C Exit Devices |
|---------------|----------------------------------------------|-------------------------------------|-----------------------|-----------------------------|-----------------------------|-----------------------------|
| | | | Standard Value Series | Standard 22 Series | Standard 20 Series | Standard 51 Series |
| 08 | Key Locks/Unlocks Lever | Classroom Lever | 08BN | 230L | Rose trims only | 808A |
| 09 | Lever Active by Key; Locked when key removed | Night Latch Lever / Storeroom Lever | 09BN | N/A | Rose trims only | N/A |
| 14 | Lever Always Active | Passage Lever | 14BN | N/A | Rose trims only | 814A |
| EU | Electric Lock/Unlock | Fail Safe/Fail Secure | EU2W | N/A | N/A | N/A |

| BHMA Type | BHMA Definition | VALUE SERIES® | Manufacturer A Exit Devices | Manufacturer B Exit Devices | Manufacturer C Exit Devices |
|-----------|----------------------------------------------------------------------------|---------------|-----------------------------|-----------------------------|-----------------------------|
| 1 | Rim Exit Device | V40 | 22 | 2828 | 5100 |
| | Rim Exit Device - Weatherized | V40xW | No equal | No equal | No equal |
| 2 | Surface Vertical Rod Exit Device | V50 | 2227 | 2727 | 5200 |
| | Surface Vertical Rod Exit Device - Weatherized | V50xW | No equal | No equal | No equal |
| | Surface Vertical Rod Exit Device - Top Rod Only | V51 | 2227LBR | No equal | 5200LBR |
| | Surface Vertical Rod Exit Device - Top Rod Only - Weatherized | V51xW | No equal | No equal | No equal |
| 4 | Narrow Stile Rim Exit Device | V40xNS | No equal | No equal | No equal |
| | Narrow Stile Rim Exit Device - Weatherized | V40xNSxW | No equal | No equal | No equal |
| 5 | Narrow Stile Surface Vertical Rod Exit Device | V50xNS | No equal | No equal | No equal |
| | Narrow Stile Surface Vertical Rod Exit Device - Weatherized | V50xNSxW | No equal | No equal | No equal |
| | Narrow Stile Surface Vertical Rod Exit Device - Top Rod Only | V51xNS | No equal | No equal | No equal |
| | Narrow Stile Surface Vertical Rod Exit Device - Top Rod Only - Weatherized | V51xNSxW | No equal | No equal | No equal |

Value Series

| | VALUE SERIES® | Manufacturer A Exit Devices | Manufacturer B Exit Devices | Manufacturer C Exit Devices |
|--------------------------------------------------------|-----------------------------------------------------------|----------------------------------------|----------------------------------------|----------------------------------------|
| Function | Standard Value Series | Standard 22 Series | Standard 20 Series | Standard 5000 Series |
| Exit Alarm | EA | ALK | No equal | RALW |
| Battery Powered Exit Alarm | EB | No equal | No equal | RALK |
| Weatherized Battery Powered Exit Alarm | EB W | No equal | No equal | WALW |
| Electric Dogging | ED | No equal | No equal | No equal |
| Electric Latch Retraction | ER EX <small>Request to Exit Switch included</small> | No equal | No equal | No equal |
| Weatherized Electric Latch Retraction | ER EX W <small>Request to Exit Switch included</small> | No equal | No equal | No equal |
| Electric Lock/Unlock Lever | EU2W | No equal | No equal | No equal |
| Delayed Egress | EE | No equal | No equal | No equal |
| Electric Integration | EI | No equal | No equal | No equal |
| Electric Switching | ES | RXxLX | No equal | No equal |
| Request to Exit Signaling | EX | RX | No equal | TS |
| Weatherized Request to Exit Signaling | EX W | No equal | No equal | WTS |
| Request to Exit Switching for High Current | EXV | No equal | No equal | No equal |
| Weatherized Request to Exit Switching for High Current | EXV W | No equal | No equal | No equal |

MAP Policy Applies
See page 9

Exit Alarm (EB) - Battery Powered - Available on all VS Devices

Price Add \$171

Standard Package Includes:

- Switch monitors pushpad movement and triggers alarm
- Green & Red LED, cylinder arming, 9-volt battery and piezo horn
- Cylinder Dogging (CD) standard or Less Dogging (LD - note: Fire Rated devices come LD only)
- Pushpad Signage "Push to Open Alarm Will Sound"

Options

| | |
|-------------------------------------------------------------------------------------------------|----------|
| KS - Keystop feature installed | Add \$5 |
| FC3 - 3' Flexible Conduit and fittings | Add \$38 |
| FC10 - 10' Flexible Conduit and fittings | Add \$73 |
| LD - Less Dogging | N/C |
| BLK - Black pushpad (includes peel & stick door signage "Emergency Exit Only Alarm Will Sound") | N/C |
| LBM - Latch Bolt Monitoring - V40 only (alarm triggered by dead latch) | Add \$38 |

Accessories

| | |
|-------------------------------------------------|-----------|
| BE-961-1 - Battery Eliminator 9VDC Power Source | Add \$264 |
|-------------------------------------------------|-----------|

Exit Alarm (EA) - Available on all VS Devices

Price Add \$358

Standard Package Includes:

- Switch monitors pushpad movement and triggers alarm
- Manual Key Arming standard or field-selectable 2-minute auto rearm
- Remote Alarm Relay output (std.) Common, Normally Open or Normally Closed Relay contacts
- Bypass Alarm Relay input (std.) Normally Open Relay Contacts
- Low-Battery Alert (std.), field-selectable option to remove backup battery / disable low-battery alert
- Cylinder Dogging (CD) standard or Less Dogging (LD - note: Fire Rated devices come LD only)
- 120V to 12VAC Transformer and 9V Battery Backup
- Flexible 3' Conduit Loop and Endcap Connector
- Pushpad Signage "Push to Open Alarm Will Sound"

Options

| | |
|-------------------------------------------------------------------------------------------------|-----------|
| KS - Keystop feature installed | Add \$5 |
| FC10 - 10' Flexible Conduit and fittings | Add \$73 |
| LD - Less Dogging | N/C |
| BLK - Black pushpad (includes peel & stick door signage "Emergency Exit Only Alarm Will Sound") | N/C |
| IN - 220V to 24VAC Transformer substituted for standard transformer | N/C |
| 277 - 277V to 24VAC Transformer substituted for standard transformer | Add \$45 |
| LBM - Latch Bolt Monitoring (alarm triggered by dead latch) | Add \$ 38 |
| PT-5 - Power Transfer | Add \$145 |
| EWH8-626 - Electric Hinge | Add \$349 |

Exit Alarm (EH) - Hardwired 12V - 24VAC/DC

See Exit Alarm (EA) (above)

Exit Alarm with Remote Signal (EH R) - Hardwired 12V - 24 VAC/DC

See Exit Alarm (EA) (above)

ELECTRIFIED OPTIONS CONT'D ON PAGE 81

Value Series

| Weatherized Exit Alarm (EB W) - Battery Powered - Available on all VS Devices | | Price Add \$503 |
|-----------------------------------------------------------------------------------------------------------------------------------------------------------------------------------------------------------------------------------------------------------------------------------------------------------------------------------------------------------------------------------------------------------------------------------------------------------------------------------------------------------------------------------------------------------------------------------------------------------------------------------------------------------------------------------------------------------------------------|--|------------------------|
| Standard Package Includes: - Switch monitors pushpad movement and triggers alarm - Remote signaling, remote bypass, pushpad monitoring - Green & Red LED, cylinder arming, 9-volt battery and piezo horn - Manual Key Arming standard or field-selectable 2-minute auto rearm - Remote Alarm Relay output (std.) Common, Normally Open or Normally Closed Relay contacts - Bypass Alarm Relay input (std.) Normally Open Relay Contacts - Low-Battery Alert (std.), field-selectable option to remove backup battery / disable low-battery alert - Cylinder Dogging (CD) standard or Less Dogging (LD - note: Fire Rated devices come LD only) - Pushpad Signage "Push to Open Alarm Will Sound" | | |
| Options | | |
| KS - Keystop feature installed | | Add \$5 |
| LD - Less Dogging | | N/C |
| BLK - Black pushpad (includes peel & stick door signage "Emergency Exit Only Alarm Will Sound") | | N/C |
| FC3W - Weatherized 3' Flexible Conduit and fittings | | Add \$61 |
| FC10W - Weatherized 10' Flexible Conduit and fittings | | Add \$73 |
| Accessories | | |
| 106595-5 - Battery Eliminator 9VDC Power Source in NEMA Enclosure | | Add \$1,426 |

| Electric Dogging (ED) - Available on all VS Devices | | Price Add \$490 |
|---------------------------------------------------------------------------------------------------------------------------------------------------------------------------------------------------------------------------------------------------------------------------------------------------------------------------------------------------------------------|--|------------------------|
| Standard Package Includes: - On-board switching requires initial manual pushpad depression after electric activation - Long-term dogging - Flexible 3' Conduit Loop and Endcap Connector (Note: A 24V power supply or logic controller is required for ED but not included.) (Note: Most applications with ED require a power switch - See page 140) | | |
| Options | | |
| IN - 220V to 24VAC Transformer substituted for standard transformer | | N/C |
| EX - Request to Exit Switching (example ED EX) | | Add \$144 |
| FC10 - 10' Flexible Conduit and fittings | | Add \$73 |
| PT-5 - Power Transfer | | Add \$145 |
| EW8-626 - Electric Hinge | | Add \$349 |
| Accessories | | |
| CS462 Keyswitch (For other keyswitch and push button options, see page 140) | | Add \$187 |
| PP-5152-2 24VAC Transformer | | Add \$77 |
| 24V Power Supply for filtered, regulated power and simplified fire loop connections | | See Page 94 |

ELECTRIFIED OPTIONS CONT'D ON PAGE 82

| | | |
|---------------------------------------------------------------------------------------------------------------------------------------------------------------------------------------------------------------------------------------------------------------------------------------------------------------------------------------------------------------------------------------------------------------------------------------------------------------|--|--------------------------|
| Electric Latch Retraction with Request to Exit Switch (ER EX) - Available on all VS Devices | | Price Add \$1,058 |
| <p>Standard Package Includes</p> <ul style="list-style-type: none"> - Simultaneous latch and pushpad retraction - Flexible 3' Conduit Loop and Endcap Connector - Long-term dogging capability - Switches to monitor pushpad, latch bolt and outside trim input - Request to Exit Switch <p>(Note: A Logic Controller and Power Supply is required for ER but not included in standard package)</p> | | |
| Options | | |
| FC10 - 10' Flexible Conduit and fittings | | Add \$73 |
| PT-5 - Power Transfer | | Add \$145 |
| EW8-626 - Electric Hinge | | Add \$349 |
| Required Accessories | | |
| 81-800 Power Supply Controller for Latch Retraction - Single Door | | See page 94 |
| 82-800 Power Supply Controller for Latch Retraction - Pairs of Doors Simultaneous | | See page 94 |
| 83-800 Power Supply Controller for Latch Retraction - Pairs of Doors Independent | | See page 94 |

| | | |
|---------------------------------------------------------------------------------------------------------------------------------------------------------------------------------------------------------------------------------------------------------------------------------------------------------------------------------------------------------------------------------------------------------------------------------------|--|--------------------------|
| Weatherized Electric Latch Retraction with Request to Exit Switch (ER EX W) - Available on all VS Devices | | Price Add \$1,692 |
| <p>Standard Package Includes:</p> <ul style="list-style-type: none"> - Weatherized simultaneous latch and pushpad retraction - Long-term dogging capability - Request to Exit Switch - Weatherized flexible 3' Conduit Loop and Endcap Connector <p>(Note: A Power Supply is required for ER but not included in standard package. If mounting outside, NEMA enclosure required)</p> | | |
| Options | | |
| FC10W - Weatherized 10' Flexible Conduit and fittings | | Add \$73 |
| Required Accessories | | |
| 81-800 Power Supply Controller for Latch Retraction - Single Door | | See page 94 |
| 82-800 Power Supply Controller for Latch Retraction - Pairs of Doors Simultaneous | | See page 94 |
| 83-800 Power Supply Controller for Latch Retraction - Pairs of Doors Independent | | See page 94 |

| | |
|---------------------------------------------------------------------------------------------------|--------------------------|
| Electric Lock/Unlock (EU2W) Lever - Contact factory for use on medium and wide stile doors | Price Add \$1,105 |
| See Value Series Trim Page 75 for complete information | |

| |
|---------------------------------------------|
| Delayed Egress Magnetic Locking (EM) |
| See Delayed Egress (EE) (opposite page) |

ELECTRIFIED OPTIONS CONT'D ON PAGE 83

| Delayed Egress (EE) - Available on all VS Devices | | Price Add \$1,572 |
|---------------------------------------------------------------------------------------------------------------------------------------------------------------------------------------------------------------------------------------------------------------------------------------------------------------------------------------------------------------------------------------------------------------------------------------------------------------------------------------------------------------------------------------------------------------------------------------------------------------------------------------------------------------------------------------------------------------------------------------------------------------------------------------------------------------------------------------------------------------------------------------------------------------------------------------------------------------------------------------------------------------------------------------------------------------------------------------------------------------------------------------------------------------------------------------------------------------------------------------------------------------------------------------------------------------------------------------------------------------------------------------------------------------------------------------------------------|--|--------------------------|
| <p>Standard Package Includes:</p> <ul style="list-style-type: none"> - Switch monitors latch bolt and triggers alarm - 15-second Delayed Egress with dead latch monitoring - 15-second arming delay (AD) with extended bypass (alarm arms after door closes) - 1-second nuisance delay - Comes standard with 24V Filtered and Regulated Power Supply with simplified fire loop connections <p>(NOTE: Detex Power Supply required and included with standard EE Package, can power both devices for a pair of doors, specify V40 EExPSO for second door)</p> <ul style="list-style-type: none"> - Remote Alarm Relay output (std.) Common, Normally Open or Normally Closed Relay contacts - Bypass Alarm Relay input (std.) Normally Open Relay Contacts - Low-Battery Alert (std.), field-selectable option to remove backup battery / disable low-battery alert - Cylinder Dogging (CD) standard or Less Dogging (LD - note: Fire Rated devices come LD only) - Delayed Egress Door Sign (ECL-395 English, 15 seconds, Red) - Flexible 3' Conduit Loop and Endcap Connector <p>Pushpad Signage "Push to Open Alarm Will Sound"</p> <p>For non-standard arming delay, non-standard nuisance delay, 2-minute alarm silence, non-extended bypass, set grant times and other non-standard options or features, contact factory.</p> | | |
| Options | | |
| KS - Key Stop feature installed | | Add \$5 |
| LD - Less Dogging | | N/C |
| 30 - 30-Second Delayed Egress (example EEx30) Substitute Door Signage available in various languages (See Accessories - page 90) | | N/C |
| BLK - Black pushpad (includes peel & stick door signage "Emergency Exit Only Alarm Will Sound") | | N/C |
| FC10 - 10' Flexible Conduit and fittings | | Add \$73 |
| PT-5 - Power Transfer | | Add \$145 |
| EWH8-626 - Electric Hinge | | Add \$349 |
| L9 - Less Battery | | Add \$5 |
| SI - Status Indicator | | Add \$5 |
| L9xSI - Less Battery & Status Indicator | | Add \$10 |
| PS0 - Less Power Supply | | Subtract \$225 |

| Electric Integration (EI) - Available on V40 Devices | | Price Add \$188 |
|--------------------------------------------------------------------------------------------------------------------------------------------------------------------------------------------------------------------------------------------------------------------------------------------------------------------------------------------------------------------------------------------------------------------------------------------------------------------------------------------------------------------------------------------------|--|------------------------|
| <p>Standard Package Includes:</p> <ul style="list-style-type: none"> - Switches to monitor dead latch and outside trim input - Green and Red LED, cylinder arming and piezo horn (logic & power supply separate) - Cylinder Dogging (CD) standard or Less Dogging (LD - note: Fire Rated devices come LD only) - Black pushpad with peel & stick door signage "Push To Exit Alarm Will Sound" <p>(Note: A Logic Controller is required for EI but not included in standard package)</p> | | |
| Options | | |
| KS - Key Stop feature installed | | Add \$5 |
| LD - Less Dogging | | N/C |
| RWE - Red pushpad with white signage (English) - other languages available | | N/C |
| FC3 - 3' Flexible Conduit and fittings | | Add \$38 |
| FC10 - 10' Flexible Conduit and fittings | | Add \$73 |
| PT-5 - Power Transfer | | Add \$145 |
| EWH8-626 - Electric Hinge | | Add \$349 |
| Accessories | | |
| 10-800 or 11-800 - Logic Controller & Power Supply for Electric Integration | | See Page 96 |

ELECTRIFIED OPTIONS CONT'D ON PAGE 84

| Electric Switching (ES) - Available on V40 Devices | | Price Add \$159 |
|--------------------------------------------------------------------------------------------------------------------------------------------------------------------------------------------------------------------------------------------------------------------|--|------------------------|
| Standard Package Includes: - Switching monitors dead latch and outside trim input - HD (Hex Dogging) standard or Less Dogging (LD - note: Fire Rated devices come LD only) - Black pushpad with peel & stick door signage "Push to Exit Alarm Will Sound" | | |
| Options | | |
| FC3 - 3' Flexible Conduit and fittings | | Add \$38 |
| FC10 - 10' Flexible Conduit and fittings | | Add \$73 |
| CD - Cylinder Dogging | | N/C |
| LD - Less Dogging | | N/C |
| RWE - Red pushpad with white signage (English) - other languages available | | N/C |
| PT-5 - Power Transfer | | Add \$145 |
| EWH8-626 - Electric Hinge | | Add \$349 |

| Request to Exit Signaling (EX) - Available on all VS Devices | | Price Add \$144 |
|---------------------------------------------------------------------------------------------------------------------------------------------------------------------------------------------------------------------------------------|--|------------------------|
| Standard Package Includes: - Switch monitors pushpad - Hex Dogging (HD) standard or Less Dogging (LD - note: Fire Rated devices come LD only) - Black pushpad with peel & stick door signage "Push To Exit Alarm Will Sound" | | |
| Options | | |
| FC3 - 3' Flexible Conduit and fittings | | Add \$38 |
| FC10 - 10' Flexible Conduit and fittings | | Add \$73 |
| CD - Cylinder Dogging | | N/C |
| LD - Less Dogging | | N/C |
| RWE - Red pushpad with white signage (English) - other languages available | | N/C |
| PT-5 - Power Transfer | | Add \$145 |
| EWH8-626 - Electric Hinge | | Add \$349 |

| Weatherized Request to Exit Signaling (EX W) - Available on all VS Devices | | Price Add \$204 |
|----------------------------------------------------------------------------------------------------------------------------------------------------------------------------------------------------------------------------------------------------|--|------------------------|
| Standard Package Includes: - Weatherized Switch monitors push pad - Hex Dogging (HD) standard or Less Dogging (LD - note: Fire Rated devices come LD only) - Black pushpad with peel & stick door signage "Push To Exit Alarm Will Sound" | | |
| Options | | |
| FC3W - Weatherized 3' Flexible Conduit and fittings | | Add \$61 |
| FC10W - Weatherized 10' Flexible Conduit and fittings | | Add \$73 |
| CD - Cylinder Dogging | | N/C |
| LD - Less Dogging | | N/C |
| RWE - Red pushpad with White Signage (English) - other languages available | | N/C |

ELECTRIFIED OPTIONS CONT'D ON PAGE 85

| Request to Exit Switching for High Current (EXV) - Available on All VS Devices | | Price Add \$226 |
|------------------------------------------------------------------------------------------|--|------------------------|
| Standard Package Includes: | | |
| - 3-Amp Switch monitors pushpad | | |
| - Hex Dogging (HD) standard or Less Dogging (LD - note: Fire Rated devices come LD only) | | |
| Options | | |
| FC3 - 3' Flexible Conduit and fittings | | Add \$38 |
| FC10 - 10' Flexible Conduit and fittings | | Add \$73 |
| PT-5 - Power Transfer | | Add \$145 |
| EWH8-626 - Electric Hinge | | Add \$349 |
| CD - Cylinder Dogging | | N/C |
| LD - Less Dogging | | N/C |
| 2 - Includes 2 High Current Switches (EXV2) | | Add \$310 |

| Weatherized Request to Exit Switching for High Current (EXV W) - Available on All VS Devices | | Price Add \$284 |
|-----------------------------------------------------------------------------------------------------|--|------------------------|
| Standard Package Includes: | | |
| - Weatherized 3-Amp Switch monitors pushpad | | |
| - Hex Dogging (HD) standard or Less Dogging (LD - note: Fire Rated devices come LD only) | | |
| Options | | |
| FC3W - Weatherized 3' Flexible Conduit and fittings | | Add \$61 |
| FC10W - Weatherized 10' Flexible Conduit and fittings | | Add \$73 |
| CD - Cylinder Dogging | | N/C |
| LD - Less Dogging | | N/C |
| 2 - Includes 2 High Current Switches (EXV2) | | Add \$310 |

| | 628 Base Price | | | | | | | | | | | | | | |
|------------------------------------------------------------|----------------------|-------|-------|-------|---------|-------|-------|---------|---------|-------|-------|-------|-------|--------|--|
| | | EB | EB W | ED | EE | EA | EI | ER EX | ER EX W | ES | EX | EX W | EX V | EX V W | |
| | | \$171 | \$503 | \$490 | \$1,572 | \$358 | \$188 | \$1,058 | \$1,692 | \$159 | \$144 | \$204 | \$226 | \$284 | |
| V40 Rim (device only) | \$409 | 580 | 912 | 899 | 1,981 | 767 | 597 | 1,467 | 2,101 | 568 | 553 | 613 | 635 | 693 | |
| V4001 P (cover plate) | \$499 | 670 | 1,002 | 989 | 2,071 | 857 | 687 | 1,557 | 2,191 | 658 | 643 | 703 | 725 | 783 | |
| V4001 PN (cover plate) | \$499 | 670 | 1,002 | 989 | 2,071 | 857 | 687 | 1,557 | 2,191 | 658 | 643 | 703 | 725 | 783 | |
| V4003 P (key retracts latch pull trim) | \$499 | 670 | 1,002 | 989 | 2,071 | 857 | 687 | 1,557 | 2,191 | 658 | 643 | 703 | 725 | 783 | |
| V4003 PN (key retracts latch pull trim) | \$499 | 670 | 1,002 | 989 | 2,071 | 857 | 687 | 1,557 | 2,191 | 658 | 643 | 703 | 725 | 783 | |
| V4003 WS (key retracts latch pull trim) | \$554 | 725 | 1,057 | 1,044 | 2,126 | 912 | 742 | 1,612 | 2,246 | 713 | 698 | 758 | 780 | 838 | |
| V4002 A (dummy pull) | \$511 | 682 | 1,014 | 1,001 | 2,083 | 869 | 699 | 1,569 | 2,203 | 670 | 655 | 715 | 737 | 795 | |
| V4002 AN (dummy pull) | \$511 | 682 | 1,014 | 1,001 | 2,083 | 869 | 699 | 1,569 | 2,203 | 670 | 655 | 715 | 737 | 795 | |
| V4002 D2W (dummy lever) | \$821 | 992 | 1,324 | 1,311 | 2,393 | 1,179 | 1,009 | 1,879 | 2,513 | 980 | 965 | 1,025 | 1,047 | 1,105 | |
| V4002 WP (dummy pull - wire) | \$628 | 799 | 1,131 | 1,118 | 2,200 | 986 | 816 | 1,686 | 2,320 | 787 | 772 | 832 | 854 | 912 | |
| V4003 A (key retracts latch pull trim) | \$511 | 682 | 1,014 | 1,001 | 2,083 | 869 | 699 | 1,569 | 2,203 | 670 | 655 | 715 | 737 | 795 | |
| V4003 AN (key retracts latch pull trim) | \$511 | 682 | 1,014 | 1,001 | 2,083 | 869 | 699 | 1,569 | 2,203 | 670 | 655 | 715 | 737 | 795 | |
| V4008 BN (key locks/unlocks lever) | \$696 | 867 | 1,199 | 1,186 | 2,268 | 1,054 | 884 | 1,754 | 2,388 | 855 | 840 | 900 | 922 | 980 | |
| V4008 D2W (key locks/unlocks lever) | \$899 | 1,070 | 1,402 | 1,389 | 2,471 | 1,257 | 1,087 | 1,957 | 2,591 | 1,058 | 1,043 | 1,103 | 1,125 | 1,183 | |
| V4009 BN (lever active by key; locked when key removed) | \$696 | 867 | 1,199 | 1,186 | 2,268 | 1,054 | 884 | 1,754 | 2,388 | 855 | 840 | 900 | 922 | 980 | |
| V4009 D2W (lever active by key; locked when key removed) | \$899 | 1,070 | 1,402 | 1,389 | 2,471 | 1,257 | 1,087 | 1,957 | 2,591 | 1,058 | 1,043 | 1,103 | 1,125 | 1,183 | |
| V4014 BN (lever always active) | \$696 | 867 | 1,199 | 1,186 | 2,268 | 1,054 | 884 | 1,754 | 2,388 | 855 | 840 | 900 | 922 | 980 | |
| V4014 D2W (lever always active) | \$899 | 1,070 | 1,402 | 1,389 | 2,471 | 1,257 | 1,087 | 1,957 | 2,591 | 1,058 | 1,043 | 1,103 | 1,125 | 1,183 | |
| V40 EU (electric lock/unlock) | \$1,514 | 1,685 | 2,017 | 2,004 | 3,086 | 1,872 | 1,702 | 2,572 | 3,206 | 1,673 | 1,658 | 1,718 | 1,740 | 1,798 | |
| V40xNS Narrow Stile Rim (device only) | \$459 | 630 | 962 | 949 | 2,031 | 817 | 647 | 1,517 | 2,151 | 618 | 603 | 663 | 685 | 743 | |
| V4001 PNxNS (cover plate) | \$549 | 720 | 1,052 | 1,039 | 2,121 | 907 | 737 | 1,607 | 2,241 | 708 | 693 | 753 | 775 | 833 | |
| V4003 PNxNS (key retracts latch pull trim) | \$549 | 720 | 1,052 | 1,039 | 2,121 | 907 | 737 | 1,607 | 2,241 | 708 | 693 | 753 | 775 | 833 | |
| V4003 WSxNS (key retracts latch pull trim) | \$604 | 775 | 1,107 | 1,094 | 2,176 | 962 | 792 | 1,662 | 2,296 | 763 | 748 | 808 | 830 | 888 | |
| V4002 ANxNS (dummy pull) | \$561 | 732 | 1,064 | 1,051 | 2,133 | 919 | 749 | 1,619 | 2,253 | 720 | 705 | 765 | 787 | 845 | |
| V4002 WPxNS (dummy pull - wire) | \$678 | 849 | 1,181 | 1,168 | 2,250 | 1,036 | 866 | 1,736 | 2,370 | 837 | 822 | 882 | 904 | 962 | |
| V4003 ANxNS (key retracts latch pull trim) | \$561 | 732 | 1,064 | 1,051 | 2,133 | 919 | 749 | 1,619 | 2,253 | 720 | 705 | 765 | 787 | 845 | |
| V4008 BNxNS (key locks/unlocks lever) | \$746 | 917 | 1,249 | 1,236 | 2,318 | 1,104 | 934 | 1,804 | 2,438 | 905 | 890 | 950 | 972 | 1,030 | |
| V4009 BNxNS (lever active by key; locked when key removed) | \$746 | 917 | 1,249 | 1,236 | 2,318 | 1,104 | 934 | 1,804 | 2,438 | 905 | 890 | 950 | 972 | 1,030 | |
| V4014 BNxNS (lever always active) | \$746 | 917 | 1,249 | 1,236 | 2,318 | 1,104 | 934 | 1,804 | 2,438 | 905 | 890 | 950 | 972 | 1,030 | |

EASY PRICE REFERENCE CHART CONT'D ON PAGE 87

| | 628 Base Price | EB | EB W | ED | EE | EA | EI | ER EX | ER EX W | ES | EX | EX W | EXV | EXV W |
|------------------------------------------------------------|----------------------|-------|-------|-------|---------|-------|-------|---------|---------|-------|-------|-------|-------|-------|
| | | \$171 | \$503 | \$490 | \$1,572 | \$358 | \$188 | \$1,058 | \$1,692 | \$159 | \$144 | \$204 | \$226 | \$284 |
| V50/V51 Surface Vertical Rod (device only) | \$834 | 1,005 | 1,337 | N/A | 2,406 | 1,192 | N/A | 1,892 | 2,526 | N/A | 978 | N/A | 1,060 | 1,118 |
| V5001 P (cover plate) | \$924 | 1,095 | 1,427 | N/A | 2,496 | 1,282 | N/A | 1,982 | 2,616 | N/A | 1,068 | N/A | 1,150 | 1,208 |
| V5001 PN (cover plate) | \$924 | 1,095 | 1,427 | N/A | 2,496 | 1,282 | N/A | 1,982 | 2,616 | N/A | 1,068 | N/A | 1,150 | 1,208 |
| V5003 P (key retracts latch pull trim) | \$924 | 1,095 | 1,427 | N/A | 2,496 | 1,282 | N/A | 1,982 | 2,616 | N/A | 1,068 | N/A | 1,150 | 1,208 |
| V5003 PN (key retracts latch pull trim) | \$924 | 1,095 | 1,427 | N/A | 2,496 | 1,282 | N/A | 1,982 | 2,616 | N/A | 1,068 | N/A | 1,150 | 1,208 |
| V5003 WS (key retracts latch pull trim) | \$979 | 1,150 | 1,482 | N/A | 2,551 | 1,337 | N/A | 2,037 | 2,671 | N/A | 1,123 | N/A | 1,205 | 1,263 |
| V5002 A (dummy pull) | \$936 | 1,107 | 1,439 | N/A | 2,508 | 1,294 | N/A | 1,994 | 2,628 | N/A | 1,080 | N/A | 1,162 | 1,220 |
| V5002 AN (dummy pull) | \$936 | 1,107 | 1,439 | N/A | 2,508 | 1,294 | N/A | 1,994 | 2,628 | N/A | 1,080 | N/A | 1,162 | 1,220 |
| V5002 D2W (dummy lever) | \$1,246 | 1,417 | 1,749 | N/A | 2,818 | 1,604 | N/A | 2,304 | 2,938 | N/A | 1,390 | N/A | 1,472 | 1,530 |
| V5002 WP (dummy pull - wire) | \$1,054 | 1,225 | 1,557 | N/A | 2,626 | 1,412 | N/A | 2,112 | 2,746 | N/A | 1,198 | N/A | 1,280 | 1,338 |
| V5003 A (key retracts latch pull trim) | \$936 | 1,107 | 1,439 | N/A | 2,508 | 1,294 | N/A | 1,994 | 2,628 | N/A | 1,080 | N/A | 1,162 | 1,220 |
| V5003 AN (key retracts latch pull trim) | \$936 | 1,107 | 1,439 | N/A | 2,508 | 1,294 | N/A | 1,994 | 2,628 | N/A | 1,080 | N/A | 1,162 | 1,220 |
| V5008 BN (key locks/unlocks lever) | \$1,121 | 1,292 | 1,624 | N/A | 2,693 | 1,479 | N/A | 2,179 | 2,813 | N/A | 1,265 | N/A | 1,347 | 1,405 |
| V4008 D2W (key locks/unlocks lever) | \$1,324 | 1,495 | 1,827 | N/A | 2,896 | 1,682 | N/A | 2,382 | 3,016 | N/A | 1,468 | N/A | 1,550 | 1,608 |
| V5009 BN (lever active by key; locked when key removed) | \$1,121 | 1,292 | 1,624 | N/A | 2,693 | 1,479 | N/A | 2,179 | 2,813 | N/A | 1,265 | N/A | 1,347 | 1,405 |
| V5009 D2W (lever active by key; locked when key removed) | \$1,324 | 1,495 | 1,827 | N/A | 2,896 | 1,682 | N/A | 2,382 | 3,016 | N/A | 1,468 | N/A | 1,550 | 1,608 |
| V5014 BN (lever always active) | \$1,121 | 1,292 | 1,624 | N/A | 2,693 | 1,479 | N/A | 2,179 | 2,813 | N/A | 1,265 | N/A | 1,347 | 1,405 |
| V5014 D2W (lever always active) | \$1,324 | 1,495 | 1,827 | N/A | 2,896 | 1,682 | N/A | 2,382 | 3,016 | N/A | 1,468 | N/A | 1,550 | 1,608 |
| V50 EU (electric lock/unlock) | \$1,939 | 2,110 | 2,442 | N/A | 3,511 | 2,297 | N/A | 2,997 | 3,631 | N/A | 2,083 | N/A | 2,165 | 2,223 |
| V50/V51xNS Narrow Stile Surface Vertical Rod (device only) | \$884 | 1,055 | 1,387 | N/A | 2,456 | 1,242 | N/A | 1,942 | 2,576 | N/A | 1,028 | N/A | 1,110 | 1,168 |
| V5001 PNxNS (cover plate) | \$974 | 1,145 | 1,477 | N/A | 2,546 | 1,332 | N/A | 2,032 | 2,666 | N/A | 1,118 | N/A | 1,200 | 1,258 |
| V5003 PNxNS (key retracts latch pull trim) | \$974 | 1,145 | 1,477 | N/A | 2,546 | 1,332 | N/A | 2,032 | 2,666 | N/A | 1,118 | N/A | 1,200 | 1,258 |
| V5003 WSxNS (key retracts latch pull trim) | \$1,029 | 1,200 | 1,532 | N/A | 2,601 | 1,387 | N/A | 2,087 | 2,721 | N/A | 1,173 | N/A | 1,255 | 1,313 |
| V5002 ANxNS (dummy pull) | \$986 | 1,157 | 1,489 | N/A | 2,558 | 1,344 | N/A | 2,044 | 2,678 | N/A | 1,130 | N/A | 1,212 | 1,270 |
| V5002 WPxNS (dummy pull - wire) | \$1,103 | 1,274 | 1,606 | N/A | 2,675 | 1,461 | N/A | 2,161 | 2,795 | N/A | 1,247 | N/A | 1,329 | 1,387 |
| V5003 ANxNS (key retracts latch pull trim) | \$986 | 1,157 | 1,489 | N/A | 2,558 | 1,344 | N/A | 2,044 | 2,678 | N/A | 1,130 | N/A | 1,212 | 1,270 |
| V5008 BNxNS (key locks/unlocks lever) | \$1,171 | 1,342 | 1,674 | N/A | 2,743 | 1,529 | N/A | 2,229 | 2,863 | N/A | 1,315 | N/A | 1,397 | 1,455 |
| V5009 BNxNS (lever active by key; locked when key removed) | \$1,171 | 1,342 | 1,674 | N/A | 2,743 | 1,529 | N/A | 2,229 | 2,863 | N/A | 1,315 | N/A | 1,397 | 1,455 |
| V5014 BNxNS (lever always active) | \$1,171 | 1,342 | 1,674 | N/A | 2,743 | 1,529 | N/A | 2,229 | 2,863 | N/A | 1,315 | N/A | 1,397 | 1,455 |

| Electric Slide-In Filler Kits (For Service & Repair Parts - Contact Factory) | | | Price |
|-----------------------------------------------------------------------------------------|----------------------------------------------------------------------------------------------------------------------------------------------------------|------------------------------------------|--------------------------------------|
| SIFV-EB | Exit Alarm 9VDC (Battery Powered) Includes pushpad monitoring | SIFV-EB-36" SIFV-EB-48" | \$219 \$228 |
| SIFV-EB-W | Weatherized Exit Alarm 9VDC (Battery Powered) Includes pushpad monitoring, remote signal & remote bypass | SIFV-EB-W-36" SIFV-EB-W-48" | \$578 \$590 |
| SIFV-EA | Exit Alarm 12VAC - 24VAC (Hardwired) Includes pushpad monitoring, remote signal & remote bypass | SIFV-EA-36" SIFV-EA-48" | \$396 \$406 |
| SIFV-EX | Request to Exit Switching Includes pushpad monitoring Specify Cylinder Dogging (CD), Less Dogging (LD) or Hex Dogging (HD) | SIFV-EX-36" SIFV-EX-48" | \$158 \$170 |
| SIFV-EX-W | Weatherized Request to Exit Switching Includes weatherized pushpad monitoring Specify Cylinder Dogging (CD), Less Dogging (LD) or Hex Dogging (HD) | SIFV-EX-W-36" SIFV-EX-W-48" | \$214 \$226 |
| HD-CD-LD Slide-In Filler Kits | | | |
| SIFV-LD | Less Dogging Slide-In Filler Kit | SIFV-LD-36" SIFV-LD-48" | \$18 \$23 |
| SIFV-HD | Hex Key Dogging Slide-In Filler Kit | SIFV-HD-36" SIFV-HD-48" | \$46 \$46 |
| SIFV-CD | Cylinder Dogging Slide-In Filler Kit | SIFV-CD-36" SIFV-CD-48" | \$46 \$46 |
| Cylinders | | (NOT Factory Installed in device) | (Factory Installed in Device) |
| MC65 | Mortise Cylinder, Schlage "C" Keyway, 1-1/8" 6-pin, Keyed 5-pin - Specify Finish | \$32 | \$60 |
| IC7 | 7-pin SFIC Mortise Cylinder Housing (Core not included) | \$32 | \$60 |
| IC7R | 7-pin SFIC Rim Cylinder Housing (Core not included) | \$32 | \$60 |
| RC65 | Rim Cylinder, Schlage "C" Keyway, 6-pin, Keyed 5-pin (Also known as ECL-445K) - Specify Finish | \$32 | \$60 |
| Cylinder Collars and Accessories | Finishes: | 606, 612, 626, 630 | 605, 613, 629, 693, 695 |
| CCL | Cylinder Collar, Long 11/16" - Specify Finish | \$30 | \$44 |
| CCS | Cylinder Collar, Short 7/16" - Specify Finish | \$30 | \$44 |
| CBK | Cylinder Bracket Kit (for rim cylinder used with other manufacturer's trim) | \$30 | |
| Shaft Extension | | | |
| SE-2 | Shaft for 2 - 2-1/2" thick door | | \$55 |
| SE-25 | Shaft Extension Kit for Lever Trims for 2-1/8 - 2-5/8" thick door | | \$55 |
| SE-3 | Shaft Extension Kit for Lever Trims for 2-5/8 - 3-1/8" thick door | | \$88 |
| SE-35 | Shaft Extension Kit for Lever Trims for 3-1/8 - 3-5/8" thick door | | \$88 |
| SE-4 | Shaft Extension Kit for Lever Trims for 3-5/8 - 4-1/4" thick door | | \$88 |
| SE-65 | Shaft Extension Kit for Lever Trims for 6 - 6-5/8" thick door | | \$88 |

PARTS/ACCESSORIES CONT'D ON PAGE 89

| Strike Kits | | Price |
|--------------------------------------------------------------------|-------------------------------------------------------------------------------------------------------------------------------------------------------------------|-------|
| 94 | Double Door Strike Kit with Tamper Resistant and Standard Fasteners (for V40 Series Devices) (no security driver required) | \$57 |
| 96 | Surface Non-Roller Strike (for V50/V51 Series Devices) | \$30 |
| 96B | Dust Proof Strike (for V50 Series Devices) | \$44 |
| 98 | Semi-Mortise Strike (for V40 Series Devices) | \$44 |
| 99 | Surface Strike (for V40 Series Devices) | \$35 |
| SHK1 | Strike Hook Kit (1 per package) | \$16 |
| Hex Dogging Key | | |
| HDK | Hex Dogging Key | \$3 |
| Mounting Accessories | | |
| NSK | Narrow Stile Door Kit (Can work for V40 and V50) Converts Standard Value Series Device to fit 2" stile - Specify Device Finish: 628 or 711 | \$87 |
| NSK-SVR | Narrow Stile Door Kit For Surface Vertical Rods (Only works for V50) Converts Standard Value Series Device to fit 2" stile - Specify Device Finish: 628 or 711 | \$43 |
| SN1 | Sex Nut Kit 1/4"-20 (2 per pkg) - Specify Finish: 606, 613, 630 | \$16 |
| SSK3 | Torx® Security Screw Kit for Value Series - Includes security tip driver and tamper resistant fasteners | \$38 |
| Glass Bead Kit | | |
| GB5 | Glass Bead Kit - V50 Series (Used as 1/4" shim for flush doors with light kit moldings) | \$309 |
| GB15 | Glass Bead Kit - V40 Series (Used as 1/4" shim for flush doors with light kit moldings) | \$68 |
| Flexible Conduit Loop Kits, Armored Cable Kits and Power Transfers | | |
| FC3 | Flex Conduit Kit includes 3' conduit and fittings | \$38 |
| FC10 | Flex Conduit Kit includes 10' conduit and fittings | \$73 |
| FC3W | Weatherized Flex Conduit Kit includes 3' conduit, fittings and waterproof wire nuts | \$61 |
| FC10W | Weatherized Flex Conduit Kit includes 10' conduit, fittings and waterproof wire nuts | \$73 |
| AL18 | Surface Mount Flex Armor Loop, Aluminum Finish, 18" - Mounted to door and wall | \$73 |
| JB-R | Junction Box with Relay | \$328 |
| PT-5 | Power Transfer | \$145 |
| EW8-626 | Electric Hinge | \$349 |

PARTS/ACCESSORIES CONT'D ON PAGE 90

Value Series

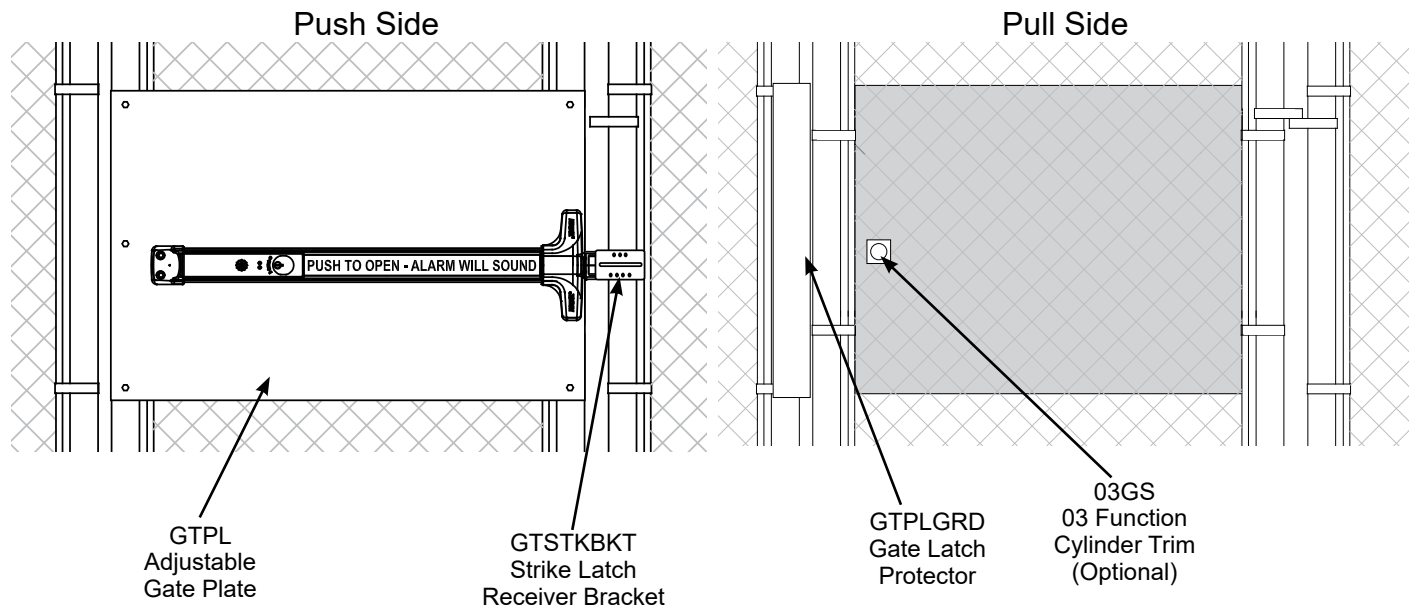
| Delayed Egress Peel and Stick Door Signage Chart | | PUSH UNTIL ALARM SOUNDS DOOR CAN BE OPENED IN 15 SECONDS | Price |
|------------------------------------------------------------|-------------------------------------------------|-----------------------------------------------------------------------------|--------------|
| PUSH UNTIL ALARM SOUNDS - DOOR CAN BE OPENED IN XX SECONDS | | | |
| ECL-395 | English - 15 Second - Red (Standard) | | \$13 |
| ECL-395-1 | English - 30 Second - Red | | \$13 |
| ECL-395-2 | French/Canadian - 15 Second - Red | | \$13 |
| ECL-395-3 | French/Canadian - 30 Second - Red | | \$13 |
| ECL-395-4 | Spanish - 15 Second - Red | | \$13 |
| ECL-395-5 | Spanish - 30 Second - Red | | \$13 |
| ECL-395-6 | French - 15 Second - Green | | \$13 |
| ECL-395-7 | French - 30 Second - Green | | \$13 |
| ECL-395-8 | German - 15 Second - Green | | \$13 |
| ECL-395-9 | German - 30 Second - Green | | \$13 |
| ECL-395-10 | Chinese - 15 Second - Red | | \$13 |
| ECL-395-11 | Chinese - 30 Second - Red | | \$13 |
| ECL-395-12 | English European - 15 Second - Red | | \$13 |
| ECL-395-13 | English European - 30 Second - Red | | \$13 |
| Peel & Stick Door Sign | | PUSH TO OPEN ALARM WILL SOUND | |
| PUSH TO OPEN - ALARM WILL SOUND | | | |
| 101802-1 | English - Green | | \$15 |
| 101802-2 | French - Green | | \$15 |
| 101802-3 | German - Green | | \$15 |
| 101802-4 | Chinese - Red | | \$15 |
| 101802-5 | Spanish - Red | | \$15 |
| 101802-6 | French/Canadian - Red | | \$15 |
| Optional Value Series Pushpad Signage Chart | | <i>PUSH TO OPEN-ALARM WILL SOUND</i> | |
| PUSH TO OPEN - ALARM WILL SOUND | | 36" | 48" |
| 105417-1 | Pushpad wrap kit - 3-foot Red, white lettering | \$17 | |
| 105417-2 | Pushpad wrap kit - 4-foot Red, white lettering | | \$17 |
| 105417-3 | Pushpad wrap kit - 3-foot Black, no lettering | \$17 | |
| 105417-4 | Pushpad wrap kit - 4-foot Black, no lettering | | \$17 |
| For Other Languages, Contact Factory | | | |
| Delayed Egress Outdoor Signage Chart | | PUSH UNTIL ALARM SOUNDS DOOR CAN BE OPENED IN 15 SECONDS | |
| PUSH UNTIL ALARM SOUNDS - DOOR CAN BE OPENED IN 15 SECONDS | | | |
| 101906 | English - 15 Second (Metal Sign - Non-Adhesive) | | \$80 |
| 101906-1 | English - 30 Second (Metal Sign - Non-Adhesive) | | \$80 |

PARTS/ACCESSORIES CONT'D ON PAGE 91

| MODEL NO. | DESCRIPTION | PRICE |
|-----------|----------------------------------------------------------------------------------------------------------------------------------|-------|
| GTPLKIT | Gate Plate Kit - Includes Gate Latch Protector (GTPLGRD), GTSTKBKT (Strike Latch Receiver Bracket), GTPL (Adjustable Gate Plate) | \$729 |

| MODEL NO. | DESCRIPTION | PRICE |
|-----------|-----------------------------------------------------------------------------------------------------------------------------------------------|-------|
| GTPL | Adjustable Gate Plate - Fits Single Gates 32" - 52" wide Fits square or round gate frames Plate comes without mounting holes for device | \$499 |
| GTSTKBKT | Strike Latch Receiver Bracket | \$199 |
| GTPLGRD | Gate Latch Protector | \$114 |
| 03GS | Optional 03 function cylinder trim used on gates (Rim Cylinder sold separately) | \$109 |
| 08GSN | Spacer for Narrow Lever Trim | \$119 |

All above parts available in black (specify BLK) and gray (std.) finish



EXIT DEVICE SOLD SEPARATELY

For more information, see Value Series weatherized exit devices



THIS PAGE LEFT INTENTIONALLY BLANK

THIS PAGE LEFT INTENTIONALLY BLANK

Series 800


CONTROLLERS AND POWER SUPPLIES

POWER SUPPLIES

| | MODEL NO. | DESCRIPTION | PRICE |
|-----------------------------------------------------------------------------------|-------------|---------------------------------------------------------------------------------------------------------------------------------------------------------------------------------|----------------------------|
|  | 90-800 | 120VAC/24VDC Power Supply - 1.0A continuous Can be used with ED, EE, EM products | \$549 |
| | xIN xLT | Optional - 240VAC Input Less Transformer | Add \$113 Subtract \$20 |
|  | 80-800* | 12 or 24VDC Power Supply - 1.0A continuous Can be used with ED, EE, EM products NOTE: Battery Charging Circuit included on all above (Battery sold separately) | \$622 |
| | x220 M12 | Optional - 220VAC Input 12-Volt Module | Add \$98 Add \$149 |

* Cover lock and keys sold separately - See Series 800 Accessories (p. 97) to order.

POWER SUPPLY CONTROLLERS For use with Latch Retraction (ER)

| | MODEL NO. | DESCRIPTION | PRICE |
|-------------------------------------------------------------------------------------|-------------|-------------------------------------------------------------------------------------------------------------------------------------------------------------------------------------------------------------------------------------------|-----------------------|
|  | 81-800* | Controller and Power Supply - 1.0A continuous Powers and controls ER device for 1 door with signal output for 1 operator | \$952 |
| | 82-800* | Controller and Power Supply - 2.0A continuous Powers and controls ER device for 1 pair of doors with signal output for 1 operator | \$1,063 |
| | 83-800* | Controller and Power Supply - 2.0A continuous Powers and controls ER device for 2 independent doors with signal output for 2 operators NOTE: Battery Charging Circuit included on all above (Battery sold separately) | \$1,299 |
| | x220 M12 | Optional - 220VAC Input 12-Volt Module | Add \$98 Add \$149 |

* Cover lock and keys sold separately - See Series 800 Accessories (p. 97) to order.


PS80 / Series 800

Series 800

CONTROLLERS AND POWER SUPPLIES (cont'd.)

POWER SUPPLY CONTROLLERS

For use with Advantex Delayed Egress With Latch Retraction (EExER)

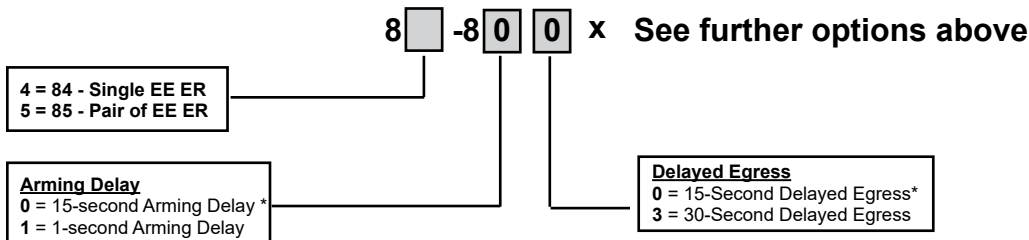
| | MODEL NO. | DESCRIPTION | PRICE |
|----------------------------------------------------------------------------------------------------------------------------------------------------------------------------------------------------------------------------------------------------------------------------------------------------------------------------------|-----------|----------------------------------------------------------------------------------------------------------------------------------------------------------------------------------------------------------|---------|
|  <p>84-800 or 85-800</p> <p>Remote Indicating Unit (RIU)</p> <p>Also includes wire harness with wiring</p> | 84-800 | Controller and Power Supply with Remote Indicating Unit - 1.0A continuous - Powers and controls EE ER device for 1 door with signal output for 1 operator | \$1,959 |
| | 85-800 | Controller and Power Supply with Remote Indicating Unit - Controller and Power Supply - 2.0A continuous Powers and controls EE ER device for 1 pair of doors with signal output for 1 operator | \$2,659 |
| <p>* Standard defaults include: 15-second Arming, 15-second Delayed Egress, English Signage (RWE), 3-chirp Arming, Door Signal Module (DSM), Gray Remote Indicating Unit (RIU), Surface mounting, Dummy Plug (not installed), Rearm using key or access control (Powers 2 EE ER Exit Devices - for 85-800 units only)</p> | | | |

CONFIGURABLE OPTIONS - 84-800 / 85-800

| MODEL NO. | DESCRIPTION | PRICE |
|-----------|-----------------------------------------------------------------|-----------|
| 8X-810 | 1-second Arming | N/C |
| 8X-803 | 30-second Delayed Egress | N/C |
| SA | Silent Arming | Add \$199 |
| M12 | 12VDC Module (Replaces DSM when ordering 85-800) | Add \$149 |
| BLK | Black Remote Indicating Unit (RIU) | N/C |
| F | Flush Mounting | N/C |
| MC65 | Mortise cylinder (Installed) | Add \$60 |
| IC7 | Interchangeable core housing (Installed) | Add \$60 |
| KS | Key Stop | Add \$5 |
| SSK | Security Screws for RIU | Add \$30 |
| RKO | Rearm using Key only | Add \$199 |
| ER | Powers (1) EE ER and (1) ER Exit Device (for 85-800 units only) | Add \$199 |
| EE | Powers (1) EE ER and (1) EE Exit Device (for 85-800 units only) | Add \$199 |

Signage - Other languages available - contact factory

PS80 / Series 800











* Standard default

Series 800

CONTROLLERS AND POWER SUPPLIES (cont'd.)

LOGIC CONTROLLERS

|  | MODEL NO. | DESCRIPTION | PRICE |
|--------------------------------------------------------------------------------------------------------------------------------------------------------------------------------------------------------------------------------------------------------------------------------------------------------------------------------------------------------------------------------------------------------------------------------------------------------------------------------------------------------|------------------------------------------------------|--------------------------------------------------------------------------------------------------------------------------------------------------------------------------------------------------------------------------------------------------------------------------------------------|------------------------------------------|
| | 10-800* | Series 800 Controller - Stand-Alone 120VAC/24VDC System contains back box, transformer and Series 800 electronics | \$1,404 |
| | 11-800* | Series 800 Controller - Stand-Alone 120VAC/24VDC System contains back box, upper back pan and flip-up insert, 24-point terminal strip, transformer and Series 800 electronics | \$1,554 |
|  | 60-2RMF | Relay board (2) DPDT, 24VDC output relays, sequence or independent, wet or dry, field selectable - Includes 12VDC@150mA output tap. Used with Series 800 logic controllers, offers an integration solution to multi controls and single-point terminations. | Add \$399 |
| | 12-800 | Series 800 Controller - Stand-Alone 120VAC/24VDC System contains back box, upper back pan and flip-up insert, 24-point terminal strip, transformer and Series 800 electronics Prewired at factory and labeled with connections for use in delayed egress applications (single or pairs) | \$1,648 |
| | 12-800-DE1 12-800-DE2 12-800-DE3 12-800-DE5 | 15 second Delayed Egress with Remote Bypass (for 10 EX W) 15 second Delayed Egress (for V40 EX W) 15 second Delayed Egress with Remote Bypass (for 10 ER EX) 15 second Delayed Egress without Maglock (for WDE EasyKit) | Add \$1 Add \$1 Add \$1 Add \$1 |
|  | 106595-1 | For use on Single or Pairs of Delayed Egress System doors with weatherized controlled egress exit devices, labeled for use outdoor (106595-1 is supplied inside NEMA 4X enclosure and can be installed outdoors – attach conduit to bottom of NEMA 4X enclosure) | \$2,900 |
|  | 30-800* | Series 800 Controller - 120VAC/24VDC Surface Box - Zinc Plated System contains back box w/metal stand-off, lid and Series 800 electronics. Requires low-voltage remote source of power | \$1,058 |
|  | 31-800 | Series 800 Controller - 120VAC/24VDC Flat Mount Plate Requires low-voltage remote source of power | \$1,099 |
|  | 40-800* | Series 800 Controller - 120VAC/24VDC Surface Box - Black System contains back box, upper back pan and flip-up insert with Series 800 electronics. Requires low-voltage remote source of power | \$1,199 |
|  | 41-800* ** | Series 800 Controller - 120VAC/24VDC Surface Box - Black Without Flip-up insert unit. Requires low-voltage remote source of power | \$1,159 |
|  | 50-800 | Circuit Board - 24VAC/24VDC - Comes with 5 stand-offs, requires non-conductive support studs for proper installation | \$1,159 |
| <p>*Cover lock and keys not included - See Controller & Power Supply Accessories (p. 97) to order lock</p> <p>** This application is generally used for integrated applications that require additional splice chamber room or for the pass-through of cable, wire or circuit boards associated with low voltage systems. Preparation of upper back pan and flip-up portion of insert to suit other manufacturers components is available. For custom applications, please call for quotation.</p> | | | |

PS80 / Series 800

Series 800

ACCESSORIES


CONTROLLER OPTIONS

| MODEL NO. | DESCRIPTION | PRICE |
|-----------|---------------------------------------------------------|---------------|
| LT | Less Transformer Available for all Logic Controllers | Subtract \$50 |

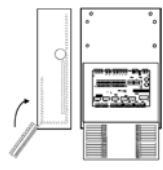
CONTROLLER & POWER SUPPLY OPTIONS

| MODEL NO. | DESCRIPTION | PRICE |
|-----------|------------------------------------------------|----------|
| L | Cover Lock with 2 Keys | Add \$45 |
| T | Tamper Proof Sensor | Add \$45 |
| TL | Tamper Proof Sensor and Cover Lock with 2 Keys | Add \$90 |
| K1 | Relay | Add \$30 |

POWER SUPPLY ACCESSORIES

| | MODEL NO. | DESCRIPTION | PRICE |
|-------------------------------------------------------------------------------------|-----------|---------------------------------------------------------------------------------------------------|-----------|
|  | 70-12B | Battery 12VDC 4AH | \$109 |
| | 70-24B | Battery 24VDC 4AH 2 batteries provided Includes linking cable (Battery Box not Included) | \$204 |
| | M12 | 12 Volt Module | Add \$149 |
| Signage sold separately - See ECL-395 (p. 90) and EA-561 (p. 125) | | | |

CONTROLLER ACCESSORIES

| | MODEL NO. | DESCRIPTION | PRICE |
|-------------------------------------------------------------------------------------|-------------------------------------------------------------------|----------------------------------------------------------------------------------------------------------------|-------|
|  | 60-06 | Folding Insert Tray Add this to 10-800 Controller to provide space for digital timer or door call module | \$199 |
| | Signage sold separately - See ECL-395 (p. 90) and EA-561 (p. 125) | | |

90 SERIES

KEYED REMOVABLE MULLIONS

Removable Mullions

For use with Advantex®, Value Series®
& Other Rim Exit Devices

Rim Cylinder
Sold Separately



| Standard Mullions | PRICE |
|-------------------------------------------------------|-------|
| 90KRx7 - Keyed Removable Mullion - 7-foot | \$660 |
| 90KRx8 - Keyed Removable Mullion - 8-foot | \$660 |
| 90KRx10 - Keyed Removable Mullion - 10-foot | \$760 |
| Fire Rated Mullions | PRICE |
| F90KRx7 - Fire Rated Keyed Removable Mullion - 7-foot | \$760 |
| F90KRx8 - Fire Rated Keyed Removable Mullion - 8-foot | \$760 |

Shipped less rim cylinder - Rim Cylinder available at additional cost (see p. 122)



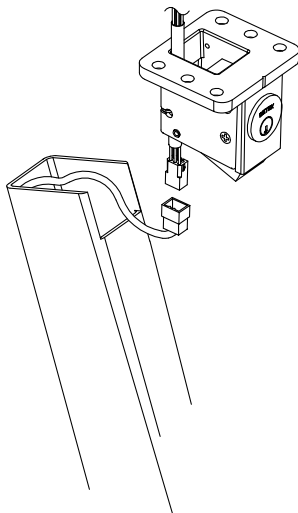
NOTE: Fire Rated Listing allows field location of strike. Detex Fire Rated Mullion can be strike-prepped in the field.

Detex Fire Rated Mullion can be used with other manufacturers' exit devices that are fire rated for pairs of doors with a mullion.

ELECTRIFIED KEYED REMOVABLE MULLIONS

| Electrified Mullions | PRICE |
|--------------------------------------------------------|-------|
| 90KREx7 - Electrified Keyed Removable Mullion - 7-foot | \$836 |
| 90KREx8 - Electrified Keyed Removable Mullion - 8-foot | \$836 |


Shipped less rim cylinder - Rim Cylinder available at additional cost (see p. 122)



90 Series Mullions

90 SERIES

REMOVABLE MULLIONS



For use with Advantex®, Value Series®
& Other Rim Exit Devices

| Removable Mullions | PRICE |
|---------------------------------------------------------------------------|-------|
| 90Rx7 - Removable Mullion (Not Keyed) - 7-foot | \$660 |
| 90Rx8 - Removable Mullion (Not Keyed) - 8-foot | \$660 |
| (NOTE: Cylinder not required) | |
| Fire-Rated Removable Mullions | |
| F90Rx7 - Fire Rated Removable Mullion (Not Keyed) - 7-foot | \$702 |
| F90Rx8 - Fire Rated Removable Mullion (Not Keyed) - 8-foot | \$702 |
| (NOTE: Cylinder not required) | |
| Hurricane Rated Mullions | |
| H90Rx7 - Hurricane Rated Removable Mullion (Not Keyed) - 7-foot | \$953 |
| H90Rx8 - Hurricane Rated Removable Mullion (Not Keyed) - 8-foot | \$953 |
| (NOTE: Cylinder not required) | |
| Fire and Hurricane Rated Mullions | |
| FH90Rx7 - Fire and Hurricane Rated Removable Mullion (Not Keyed) - 7-foot | \$986 |
| FH90Rx8 - Fire and Hurricane Rated Removable Mullion (Not Keyed) - 8-foot | \$986 |
| (NOTE: Cylinder not required) | |

AO19 SERIES®

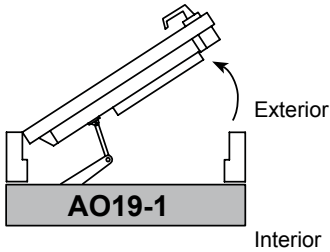
Automatic Operator

Select from list below and fax to 800-653-3839

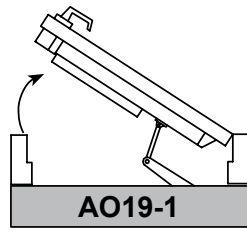
*NOTE: Operator always mounted inside of building
Viewed from mounting side of door*

- | | | | | |
|-------------|-----------------------------|----------------------------------|------------------------------------------------------|--------------------------|
| Single Door | <input type="radio"/> 39.5" | <input type="radio"/> Right Hand | <input type="radio"/> Push | <input type="radio"/> AL |
| Qty _____ | <input type="radio"/> 45.5" | <input type="radio"/> Left Hand | <input type="radio"/> Push 11" + reveal | <input type="radio"/> BZ |
| | <input type="radio"/> 52" | | <input type="radio"/> Pull Max reveal on a pull 2.5" | |

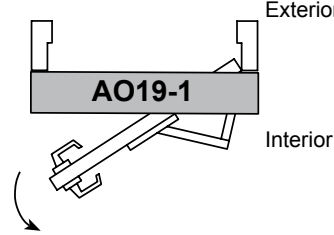
LH Push



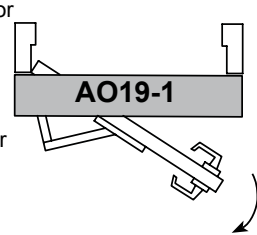
RH Push



LH Pull

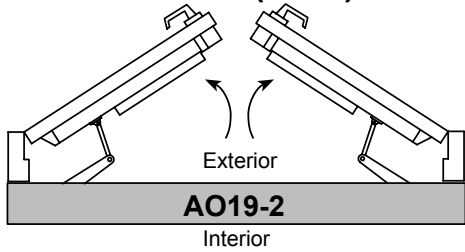


RH Pull

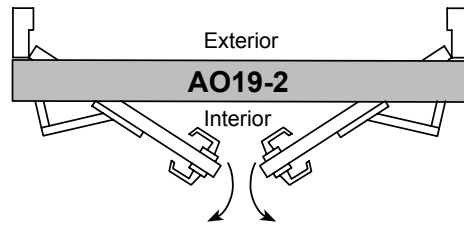


- | | | | | |
|--------------------|-----------------------------|------------------------------------------------------|--------------------------|------------------------------------|
| Double Door (Twin) | <input type="radio"/> 75.5" | <input type="radio"/> Push | <input type="radio"/> AL | <input type="radio"/> Simultaneous |
| Qty _____ | <input type="radio"/> 92" | <input type="radio"/> Push deep (11" reveal) | <input type="radio"/> BZ | <input type="radio"/> Independent |
| | <input type="radio"/> 100" | <input type="radio"/> Pull Max reveal on a pull 2.5" | | |

Double Door (Twin) Push

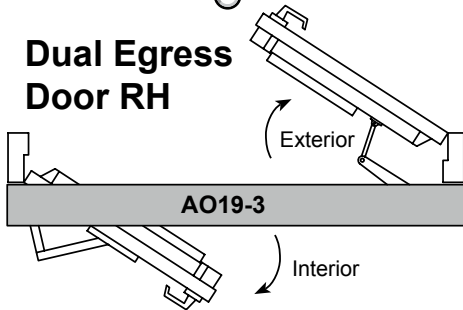


Double Door (Twin) Pull

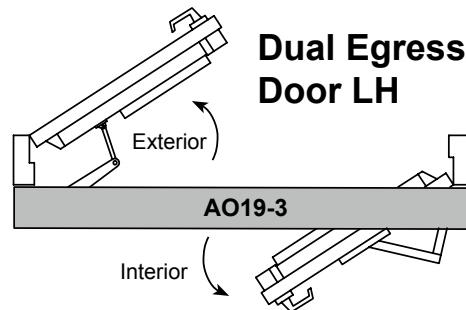


- | | | | | |
|---------------------------|-----------------------------|----------------------------------|--------------------------|------------------------------------|
| Double Egress (Dual) Door | <input type="radio"/> 75.5" | <input type="radio"/> Right Hand | <input type="radio"/> AL | <input type="radio"/> Simultaneous |
| Qty _____ | <input type="radio"/> 92" | <input type="radio"/> Left Hand | <input type="radio"/> BZ | <input type="radio"/> Independent |
| | <input type="radio"/> 100" | | | |

Dual Egress Door RH




Dual Egress Door LH



Distributor: _____ Date: _____
 Ph # _____ Email: _____ PO # _____
 Comments: _____
 Model # _____ x (length) _____ x (push/pull/dual) _____ x (AL/BZ) _____

AO19 SERIES®

LOW ENERGY AUTOMATIC DOOR OPERATORS FOR SINGLE DOOR APPLICATIONS



| Model Number | Description | Finish | |
|--------------------------------|--------------------------------------------------------------------------------------------------------------------------------------------------------------------------------------------------------------------------------------------------------------------------------------------------------------------|------------------------------------------------------------------------------------------------------------------------------------------------------------------|--------------------------------------------------------------------------------------|
| | | Clear (xAL) | Bronze (xBZ) |
| AO19-1xLH Push | Single Door Left Hand Push | \$3,600 | \$3,600 |
| AO19-1xRH Push | Single Door Right Hand Push | \$3,600 | \$3,600 |
| AO19-1xLH Pull | Single Door Left Hand Pull | \$3,600 | \$3,600 |
| AO19-1xRH Pull | Single Door Right Hand Pull | \$3,600 | \$3,600 |
| DEVICE COMES STANDARD WITH: | AL - Clear Finish 39.5" Device for 3-foot doors | FINISHES: AL - 204-Ri Clear Arch. Class II anodized coating, AA-M12C22A31 (Std.) BZ - 313-Ri Dark Bronze Arch. Class II anodized coating, AA-M12C22A32 | |
| OPTIONS | 45.5" Device for 42" doors 52" Device for 48" doors Custom lengths 26" to 52" Special lengths shorter than 26" Special lengths longer than 52" DEEP (Required on doors with reveals over 11") - push type only FLAT (Substitute Flat Arm, provides 1-3/4" of additional headroom at top of door) | | N/C N/C Add \$75 Contact Factory Contact Factory Add \$50 Add \$50 |

AO19 SERIES[®]

LOW ENERGY AUTOMATIC DOOR OPERATORS FOR DOUBLE DOOR APPLICATIONS

AO19 Series



| Model Number | Description | Finish | |
|--------------------------------|--------------------------------------------------------------------------------------------------------------------------------------------------------------------------------------------------------------------------------------------------------------------------------------------------------------------------------------------------------------------------------------------------|------------------------------------------------------------------------------------------------------------------------------------------------------------------------|--------------|
| | | Clear (xAL) | Bronze (xBZ) |
| AO19-2 Push | Double Door Push | \$6,800 | \$6,800 |
| AO19-2 Pull | Double Door Pull | \$6,800 | \$6,800 |
| DEVICE COMES STANDARD WITH: | AL - Clear Finish 75.5" Device for pairs of 3-foot doors | FINISHES: AL - 204-Ri Clear Arch. Class II anodized coating, AA-M12C22A31 (Std.) BZ - 313-Ri Dark Bronze Arch. Class II anodized coating, AA-M12C22A32 | |
| OPTIONS | 92" Device for pairs of 44" doors 100" Device for pairs of 48" doors Custom lengths 60" to 100" Special lengths shorter than 60" Special lengths longer than 100" DEEP (Required on doors with reveals over 11") - push type only FLAT (Substitute Flat Arm, provides 1-3/4" of additional headroom at top of door) Independent (Allows each door to operate independently) | N/C N/C Add \$75 Contact Factory Contact Factory Add \$100 Add \$100 Add \$50 | |

AO19 SERIES®





LOW ENERGY AUTOMATIC DOOR OPERATORS FOR DOUBLE EGRESS DOOR APPLICATIONS



| Model Number | Description | Finish | |
|--------------------------------|------------------------------------------------------------------------------------------------------------------------------------------------------------------------------------------------------------------------------------------------------------------------------------------------------------------------------------------------------------------------------------------------------------------------------|------------------------------------------------------------------------------------------------------------------------------------------------------------------------|----------------------------------------------------------------------------------------------------|
| | | Clear (xAL) | Bronze (xBZ) |
| AO19-3xRH | Double Egress Doors RH Push / RH Pull | \$6,800 | \$6,800 |
| AO19-3xLH | Double Egress Doors LH Push / LH Pull | \$6,800 | \$6,800 |
| DEVICE COMES STANDARD WITH: | AL - Clear Finish 75.5" Device for pairs of 3-foot doors | FINISHES: AL - 204-Ri Clear Arch. Class II anodized coating, AA-M12C22A31 (Std.) BZ - 313-Ri Dark Bronze Arch. Class II anodized coating, AA-M12C22A32 | |
| OPTIONS | 92" Device for pairs of 44" double egress doors 100" Device for pairs of 48" double egress doors Custom lengths 60" to 100" Special lengths shorter than 60" Special lengths longer than 100" DEEP (Required on doors with reveals over 11") - push type only FLAT (Substitute Flat Arm, provides 1-3/4" of additional headroom at top of door) Independent (Allows each door to operate independently) | | N/C N/C Add \$75 Contact Factory Contact Factory Add \$100 Add \$100 Add \$50 |

NOTES




Single Door Kits

| | Part No. | Description | Price |
|-------------------------------------------------------------------------------------|--------------|---------------------------------------------------------------------------------------------------------------------------------------------------------------------------------------------------------------------|---------|
|  | 104792 | 4-1/2" Square Button Wireless Single Door Kit - Includes (2) 4-1/2" Square HSS-Detex Pushplate Switch (104755) (2) Wall-Mount Boxes / Transmitter (104753) (1) Multi-Mode Receiver (104752) | \$549 |
|  | 104791-2 | 4-1/2" Square Button Wired Single Door Kit - Includes (2) 4-1/2" Square HSS-Detex Pushplate Switch (104755) (2) 4-1/2" Square Low-Profile Mounting Box (104738-1020) | \$396 |
|  | 105943-TXTGK | 4-1/2" Square Touchless Button Wireless Single Door Kit - Includes (2) 4-1/2" Square Wireless Touchless Button Pushplate Switch (2) Wall-Mount Boxes / Transmitter (1) Multi-Mode Receiver (104752) | \$1,127 |
|  | 105941-TGK | 4-1/2" Square Touchless Button Wired Single Door Kit - Includes (2) 4-1/2" Square Touchless Button Pushplate Switch (2) 4-1/2" Square Low-Profile Mounting Box | \$919 |

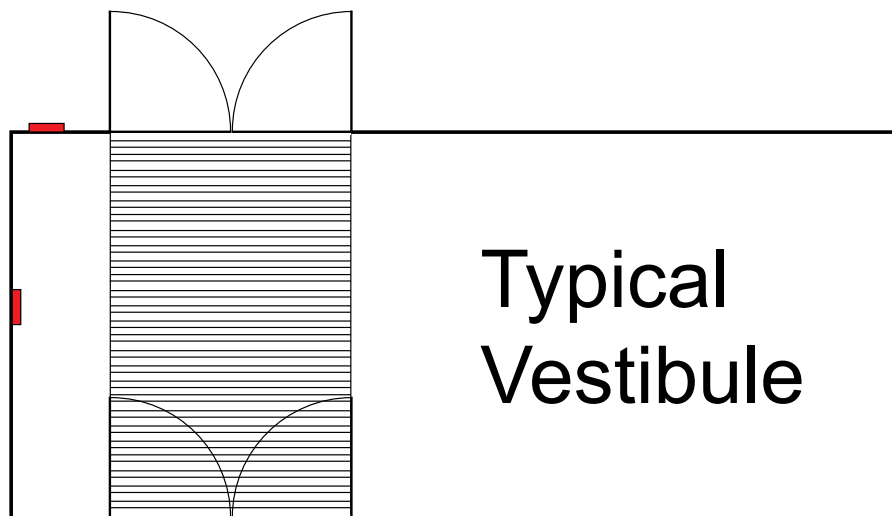
For other pushplate switch options, see website

PARTS/ACCESSORIES CONT'D ON PAGE 106

Vestibule Door Kits



| | Part Number | Qty. | Description | Price |
|-----------------------------------------------------------------------------------|-------------|-------|-------------------------------------------------------------------------------------------------------------------------------------------------------------------------------------------------------------------------------------------------------------------------------------------------------------------------------------------|---------|
|  | 104786 | 1 kit | 4-1/2" Square Button Wireless Vestibule Kit - Includes (2) 4-1/2" Square Pushplate Switch (104755-HSS) (2) Wall-Mount Box with Transmitter (104753) (1) Double Vestibule Pushplate Switch (104744-HSS) (1) Dual Vestibule Button Box / Transmitter (104753-V) (2) Multi-Mode Receiver (104752) | \$1,149 |
|  | 105388 | 1 kit | 4-1/2" Square Button Wireless Vestibule Sequencing Kit - Includes (2) 4-1/2" Square Pushplate Switch (104755-HSS) (2) Wall-Mount Box/Sequencing Transmitter (104753-STX) (1) Double Vestibule Pushplate Switch (104744-HSS) (1) Dual Vestibule Button Box / Transmitter (104753-V) (2) Multi-Mode Receiver (104752) | \$1,276 |
|  | 105387 | 1 kit | 4-1/2" Square Button Wired Vestibule Kit - Includes (2) 4-1/2" Square Pushplate Switch (104755-HSS) (1) Double Vestibule Pushplate Switch (104744-HSS) (2) Low-Profile Mounting Box (104738-1020) (1) Dual Vestibule Button Box (104738-1015) | \$659 |

For other pushplate switch options, see website



PARTS/ACCESSORIES CONT'D ON PAGE 107





Jamb Mount Kits

| | Part Number | Qty. | Description | Price |
|-----------------------------------------------------------------------------------|-------------|-------|----------------------------------------------------------------------------------------------------------------------------------------------------------------------------------------|-------|
|  | 104741 | 1 kit | <u>Jamb Button Wireless Single Door Kit</u> - Includes (2) Jamb Pushplate Switch (104739-HSS) (2) Jamb-Mount Box with Transmitter (104753-J) (1) Multi-Mode Receiver (104752) | \$599 |
|  | 105942-NK | 1 kit | <u>Jamb Wired Touchless Door Kit</u> - Includes (2) Touchless Buttons (2) Surface Mount Jamb Box (104738-1035) | \$919 |



For other pushplate switch options, see website

PARTS/ACCESSORIES CONT'D ON PAGE 108

Post Kits

| | | PART NO. | QTY. | DESCRIPTION | PRICE |
|----------------------------------------------------------------------------------|-----------------------------------------------------------------------------------|--------------------|-------|--------------------------------------------------------------------------------------------------------------------------------------------------------------------------------------------------------------------------------------------------|---------|
|  |  | 104788-1 | 1 kit | Single Button Wireless Post Kit - Kit includes items & quantities for activation on one side of opening: (1) 4-1/2" Square Pushplate Switch (104755) (1) Post Transmitter (104753-P) (1) Single Button Post, Aluminum (105380-1) | \$1,127 |
| | | Aluminum Concealed | | | |
|  |  | 104788-2 | 1 kit | Single Button Wireless Post Kit - Kit includes items & quantities for activation on one side of opening: (1) 4-1/2" Square Pushplate Switch (104755) (1) Post Transmitter (104753-P) (1) Single Button Post, Bronze (105380-2) | \$1,127 |
| | | Bronze Concealed | | | |

Post Packages

| | | PART NO. | QTY. | DESCRIPTION | PRICE |
|------------------------------------------------------------------------------------|-------------------------------------------------------------------------------------|-----------|------|-------------------------------------------------------------------------------------------------------------------------------------|----------------|
|  |  | | | Double Button Wireless Post Package - Package illustrates items & quantities required for activation on one side of opening: | |
| | | 104755 | 2 | 4-1/2" Square Pushplate Switch | 2 @ \$129 ea |
| | | 104753-P | 2 | Post Transmitter | 2 @ \$156 ea |
| | | 105396-X* | 1 | Double Button Post | 1 @ \$1,285 ea |

* Select post type and finish (See next page for more information)

PARTS/ACCESSORIES CONT'D ON PAGE 109

Transmitters


| PART NO. | DESCRIPTION | PRICE |
|--------------|--------------------------------------------------------------|-------|
| 104737-1 | Handheld Remote Transmitter with 1 Button for one operator | \$136 |
| 104737-2 | Handheld Remote Transmitter with 2 Buttons for two operators | \$156 |
| 104753 | Clearpath Square 4-1/2" Wall Mount Transmitter | \$156 |
| 104753-J | Clearpath Jamb-Mount Transmitter | \$156 |
| 104753-P | Clearpath Post Transmitter (Transmitter only) | \$156 |
| 104753-V | Clearpath Dual Vestibule Transmitter | \$263 |
| 104753-STX | Clearpath Square 4-1/2" Sequencing Transmitter | \$195 |
| 104753-STX-J | Clearpath Jamb-Mount Sequencing Transmitter | \$234 |
| 104753-STX-P | Clearpath Sequencing Post Transmitter (Transmitter Only) | \$215 |

Receivers

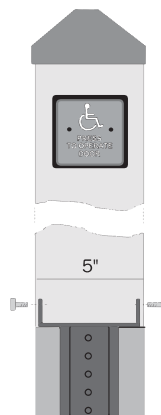
| PART NO. | DESCRIPTION | PRICE |
|------------|-------------------------------------|-------|
| 104752 | Clearpath Multi-Mode Receiver | \$165 |
| 104752-RXM | Clearpath Multi-Mode Receiver w/RXM | \$219 |

Posts Only

| PART NO. | DESCRIPTION | PRICE |
|-----------------------------------------------------------------------------------|-----------------------------------------------------------|---------|
| Mounting & Color Options (Requires 4-1/2" Square Pushplate Switch) | | |
| 105380-1 | Post - Aluminum Concealed (1 Pushplate switch required) | \$866 |
| 105380-2 | Post - Bronze Concealed (1 Pushplate switch required) | \$866 |
| 105380-3 | Post - Aluminum Staked (1 Pushplate switch required) | \$866 |
| 105380-4 | Post - Bronze Staked (1 Pushplate switch required) | \$866 |
| 105380-5 | Post - Aluminum Exposed (1 Pushplate switch required) | \$866 |
| 105380-6 | Post - Bronze Exposed (1 Pushplate switch required) | \$866 |
| 105396-1 | Post - Aluminum Concealed (2 Pushplate switches required) | \$1,285 |
| 105396-2 | Post - Bronze Concealed (2 Pushplate switches required) | \$1,285 |
| 105396-5 | Post - Aluminum Exposed (2 Pushplate switches required) | \$1,285 |
| 105396-6 | Post - Bronze Exposed (2 Pushplate switches required) | \$1,285 |



Concealed






Staked



Exposed

PARTS/ACCESSORIES CONT'D ON PAGE 110

Pushplate Switches

| | PART NO. | DESCRIPTION | PRICE |
|-----------------------------------------------------------------------------------|------------|------------------------------------------------------------------------------|-------|
|  | 104755 | Includes: Pushplate Switch only Pushplate Switch 4-1/2" Square Detex Logo | \$129 |
|  | 104739-HSS | Includes: Pushplate Switch only Jamb Pushplate Switch 59J-HSS | \$124 |
|  | 104744-HSS | Includes: Double Pushplate Switch (1) Vestibule Pushplate Switch 59V-HSS | \$249 |

Boxes

| PART NO. | DESCRIPTION | PRICE |
|-------------|------------------------------------------------|-------|
| 104738-1010 | Low Profile Jamb Box - 1 Box | \$59 |
| 104738-1035 | Surface Mounting Jamb Box 2" deep | \$69 |
| 104738-1015 | Surface Mounting Box 4-1/2" Square | \$59 |
| 104738-1020 | Surface Mounting Low Profile Box 4-1/2" Square | \$59 |

PARTS/ACCESSORIES CONT'D ON PAGE 111

Keyswitches

| PART NO. | DESCRIPTION | PRICE |
|------------|----------------------------------------------------------------------------------------|-------|
| CS4730-HSS | Includes: Keyswitch (1), Pushplate Switch (1) Cylinder Keyswitch SPST Momentary HSS | \$389 |
| CS4740-HSS | Cylinder Keyswitch DPDT Maintained HSS | \$326 |

Miscellaneous

| PART NO. | DESCRIPTION | PRICE |
|----------|---------------------------------------------|-------|
| 104790 | Safety Presence Sensor (DH400) | \$649 |
| 105395-1 | SafePath SSS-5M1 door-mounted Safety Sensor | \$879 |
| 105375-1 | Rain Cover for DH Series | \$79 |
| 105378-1 | Safety Beam Surface Mount | \$256 |
| 104758-1 | Microwave Motion Sensor (Microstar) | \$509 |
| 104787 | Door Safety Decal English | \$24 |
| 104787-1 | Door Safety Decal English/Spanish | \$40 |
| 104747 | Universal Time Delay Module (TDM) | \$189 |
| 104746 | Infrared Motion Detector (DH100) | \$669 |

Service & Repair

| PART NO. | DESCRIPTION | PRICE |
|----------|---------------------------------------|---------|
| 104798-1 | 3-Point Push Arm Assembly AL | \$200 |
| 104798-2 | 3-Point Push Arm Assembly BZ | \$200 |
| 104797-1 | Parallel Arm Pull Assembly AL | \$259 |
| 104797-2 | Parallel Arm Pull Assembly BZ | \$259 |
| 104796-1 | Motor / Gearbox LH Push | \$1,449 |
| 104796-2 | Motor / Gearbox LH Pull AL | \$1,449 |
| 104796-3 | Motor / Gearbox RH Push | \$1,449 |
| 104796-4 | Motor / Gearbox RH Pull AL | \$1,449 |
| 104708 | Microswitch Harness | \$78 |
| 104794 | 3-Position Switch & Wire | \$84 |
| 105421 | Universal Controller (UDC 1000) | \$779 |
| 105423 | Cable ISP Synchronization | \$139 |
| 104764-1 | Kit 120VAC Line Filter 8-foot | \$290 |
| 104764-2 | Kit 120VAC Line Filter 4-foot | \$240 |
| 104764-3 | Kit 120VAC Line Filter 2-foot | \$240 |
| 105412 | Push - Motor Gearbox Rebuild Kit | \$354 |
| 105412-1 | Pull - Motor Gearbox Rebuild Kit | \$354 |
| 105433 | S&R AO19 Clock Spring Replacement Kit | \$119 |

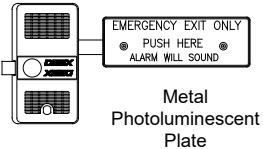
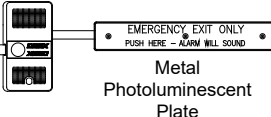
NOTES



ECL-230D SERIES



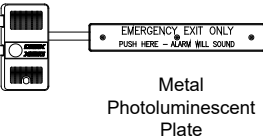
Meets ADA Requirements

|  <p>EMERGENCY EXIT ONLY PUSH HERE - ALARM WILL SOUND</p> <p>Metal Photoluminescent Plate</p> | MODEL NO. | DESCRIPTION | PRICE |
|----------------------------------------------------------------------------------------------------------------------------------------------------------------------------------------------------------------------------------------------------------------------------------------------------------------------------------------------------------------|-------------|--------------------------------------------------------------------------------------|-------|
| | ECL-230D | UL-Listed Panic Hardware Exit Control Lock | \$371 |
|  <p>EMERGENCY EXIT ONLY PUSH HERE - ALARM WILL SOUND</p> <p>Metal Photoluminescent Plate</p> <p>NOTE: ECL-230D-PH for use on doors that require Panic Hardware</p> | ECL-230D-PH | UL-Listed Panic Hardware Standard Exit Control Lock w/Long Bar 36" to 48" Door Width | \$429 |
| <p>Supplied with: 9-volt battery, cover lock w/2 keys, ECL-437 & ECL-439 Keepers Available in Gray or Black</p> <p>English paddle bar plate (ECL-8220 w/ECL-230D or ECL-2109 w/ECL-230D-PH)</p> <p>Shipped less rim cylinder - Rim cylinder available at additional cost (see p. 122)</p> <p>Foreign language paddle bar plates available (see p. 115)</p> | | | |

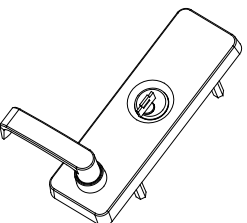
MAP Policy Applies See page 9




Exit Control Locks

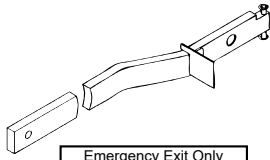
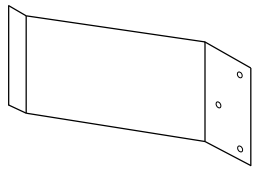
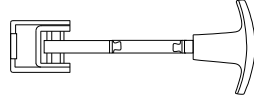
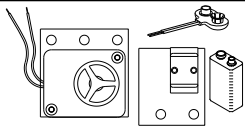
ECL-600 FIRE RATED HARDWARE

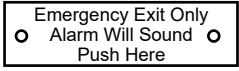
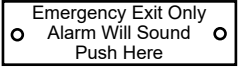
|  <p>EMERGENCY EXIT ONLY PUSH HERE - ALARM WILL SOUND</p> <p>Metal Photoluminescent Plate</p> | MODEL NO. | DESCRIPTION | PRICE |
|-----------------------------------------------------------------------------------------------------------------------------------------------------------------------------------------------------------------------------------------------------------------------------------------------------------------------------------------------------|-----------|---------------------------------------------------------------------------|-------|
| | ECL-600 | Warnock Hersey-Listed Fire Exit Hardware w/Long Bar 36" to 48" Door Width | \$690 |
| <p>3-Hour Listing - Single Door to 4' x 8' - Double Doors to 8' x 8'</p> <p>Supplied with: 9-volt battery, cover lock w/2 keys</p> <p>Available in Gray or Black</p> <p>Keeper & strike kit</p> <p>English paddle bar plate - ECL-2109</p> <p>Shipped less control cylinders</p> <p>Rim cylinders available at additional cost (see p. 122)</p> | | | |

ECL-620 Outside Lever Trim for ECL-600

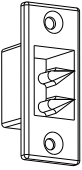
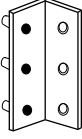

|  | MODEL NO. | DESCRIPTION | PRICE |
|-------------------------------------------------------------------------------------|-----------|-------------------------------------------------------------------------------------------------------------------------------------------------|-------|
| | ECL-620 | Outside Lever Trim Lever retracts latch bolt only Rim Cylinder (not included) operates deadbolt Finish: Black only Field Reversible | \$324 |

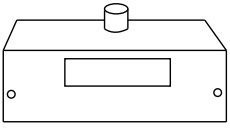
| | MODEL NO. | DESCRIPTION | PRICE |
|-----------------------------------------------------------------------------------|-------------|------------------------------------------------------------------|-------|
|  | PP-5572 | Replacement Cover Lock & 2 Keys | \$9 |
|  | ECL-405-X | Cover Lock Key X = specify Key # 11-20 | \$2 |
|  | ECL-405-KIT | Set of all Cover Lock Keys Includes key numbers 11 through 20 | \$15 |

| | MODEL NO. | DESCRIPTION | PRICE |
|-------------------------------------------------------------------------------------------------------------------------------------------------|-----------|----------------------------------------------------------------------------------------|-------|
|  <p>Emergency Exit Only Alarm Will Sound Push Here</p> | ECL-2105K | Field Conversion Kit For 36" to 48" Door Width with metal Photoluminescent plate | \$76 |
| | ECL-436K | Bar Guard Kit (For use with Standard ECL-230D) | \$25 |
|  | ECL-2100K | Bar Guard Kit (For use with ECL-230D-PH & ECL-600) | \$36 |
| | ECL-475K | Decorative Back Plate Kit | \$43 |
|  | ECL-498K | Outside Pull and Warning Sign (Not for use on Fire Rated Doors) | \$94 |
|  | ECL-2111K | 6V-to-9V Conversion Kit (For use with ECL-230D and ECL-230C models only) | \$62 |

| | | | |
|----------------------------------------------------------------------------------------------------------------------------|------------------|----------------------------------------------------------------------------------------------------------------------------------------------------|------|
|  (Metal Photoluminescent Plate) | ECL-8220 (RWE) | ECL-230D Metal Exit Bar Plates Specify: English ECL-230D-PH and ECL-600 Metal Exit Bar Plates Specify: English | \$18 |
| | ECL-2109 | | \$25 |
|  | ECL-8225-8 (RWS) | ECL-230D Exit Bar Plates Specify: Spanish Italian Chinese (Red) Chinese (Green) French Canadian Dutch French German | \$19 |
| | ECL-8225-5 (RWI) | | \$19 |
| | ECL-8225-6 (RWC) | | \$19 |
| | ECL-8225-9 (GWC) | | \$19 |
| | ECL-8225-7 (RWF) | | \$19 |
| | ECL-8225-1 (RWD) | | \$19 |
| | ECL-8225-2 (GWF) | | \$19 |
| | ECL-8225-3 (RWG) | | \$19 |
| | 101248-1 | ECL-230D-PH and ECL-600 Exit Bar Plates Specify: French Canadian | \$59 |
| | 101248-2 | Chinese (Red) | \$59 |
| | 101248-3 | Chinese (Green) for PH | \$89 |

Keeper and Strike Kits - ECL-230D

|  | MODEL NO. | DESCRIPTION | PRICE |
|-------------------------------------------------------------------------------------|------------------------|-----------------------------------------------------------------------------|-------|
| | ECL-439K | Mortise Strike Plate Kit | \$9 |
|  | ECL-435K | Adjustable Surface Keeper "L" & "Z" bracket for double door applications | \$21 |
|  | ECL-437K | Adjustable Surface (standard) | \$11 |
| | All Strikes Non-Handed | | |


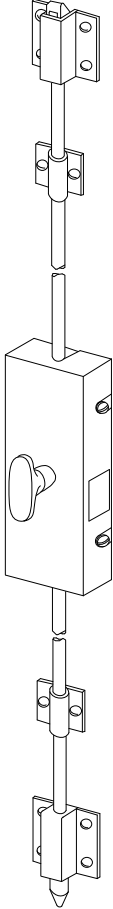
|  | MODEL NO. | DESCRIPTION | PRICE |
|-------------------------------------------------------------------------------------|-----------|----------------------------------------------------|-------|
| | DDH-2250 | Double Door Holder (ECL-230 Series and V40 Series) | \$119 |

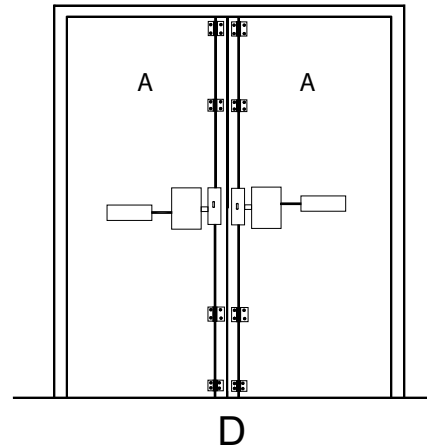
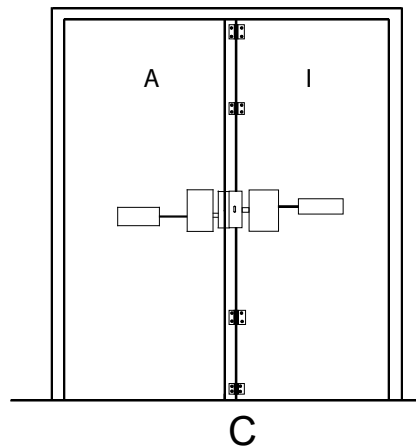
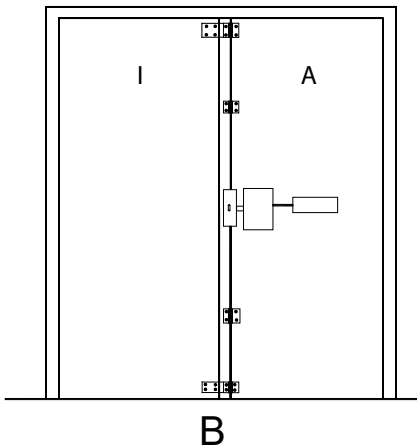


Vertical Rod Assemblies

For Use With ECL-230D Only

Exit Control Locks

|   | MODEL NO. | DESCRIPTION | PRICE |
|-------------------------------------------------------------------------------------------------------------------------------------------------------------------------------------------------------------------------------------------------------------|-----------------------------|--------------------------------------------------------------------------------------------------------------------------------------------------------|---------|
| | VRA-143 (B) 84" Standard | Application: Active Leaf Opens Both Doors Includes one Vertical Rod Assembly for active leaf and two overlapping plates for inactive leaf | \$492 |
| | VRA-143 (C) 84" Standard | Application: Active leaf opens first; Inactive leaf remains locked until ECL-230D is activated Includes one Vertical Rod Assembly for inactive leaf | \$522 |
| | VRA-143 (D) 84" Standard | Application: Each Leaf Independent Includes two Vertical Rod Assemblies, one for each leaf | \$920 |
| | Installation Type B | Special Heights over 84" to 96" | \$608 |
| | Installation Type C | | \$651 |
| | Installation Type D | | \$1,201 |
| | Installation Type B | Over 96" | \$649 |
| | Installation Type C | | \$694 |
| | Installation Type D | | \$1,262 |
| ECL-230D Exit Control Lock device sold separately. Specify actual door opening height up to 120". Specify type of installation to be made - B, C, or D. Note: VRA-143B can also be used for a single door application to provide 2-point latching. | | | |

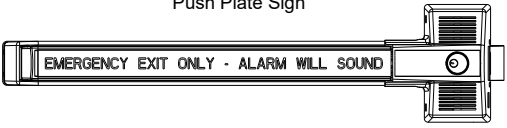





ECL-230X SERIES

Alarmed Deadbolt Panic Hardware

Single-Point Lock

|  <p>Photoluminescent Push Plate Sign</p> <p>Hurricane Rating Now Available</p> <p>UL-Listed Panic Hardware</p> | MODEL NO. | DESCRIPTION | PRICE |
|------------------------------------------------------------------------------------------------------------------------------------------------------------------------------------------------------------|-------------------------------------------------------------------------------------------------|----------------------------------------------------------------|-------|
| | ECL-230X | Single-Point Deadbolt only Exit Control Lock | \$613 |
| | ECL-230X-W  | Single-Point Deadbolt only Weatherized Exit Control Lock | \$846 |

Supplied with: 9-volt battery; Optional 9VDC Power Supply see BE-961 (p. 131)
 Fits 36" - 48" Door (Standard)
 Available in Gray (Standard)
 English Push Plate Sign (RWE Standard) or
 Spanish Push Plate Sign (RWS Option) Other languages available - Call Factory
 Shipped less rim cylinder - Rim cylinder available at additional cost (see below)

Exit Control Locks

OPTIONS - ECL-230X

| MODEL NO. | DESCRIPTION | PRICE |
|-------------------|-----------------------------------------------------------------------------------------------------------------------------------------------------------------------------------------------------------------------------------------------------|-----------------------------------|
| H | Hurricane Rated Comes standard with SN1 (Sex Nut Kit) | Add \$262 |
| DX1 DX2 DX3 | Adds one hinge-side locking point with mounting hardware Adds two hinge-side locking points with mounting hardware Adds three hinge-side locking points with mounting hardware DX Bolts available in Gray (Std.) or Black - Specify Finish | Add \$48 Add \$93 Add \$130 |
| 30" | Fits 30" wide Door | Add \$90 |
| RC65 | Rim Cylinder, Schlage "C" Keyway with 2 keys Installed in Lock and / or Trim | Add \$60 |
| IC7R | Interchangeable Core Rim Cylinder Housing, Small Format Installed in Lock and / or Trim (Core not Included) | |
| IP | Inside Pull | Add \$35 |
| DDSK | Double Door Strike Kit | Add \$83 |
| CL SS CL-SS | Cover Lock & 2 Keys (Installed) Security Screws Cover Lock & Security Screws | Add \$20 Add \$21 Add \$41 |
| SN1 | Sex Nut Kit (included with Hurricane Rated) | Add \$16 (per kit) |
| RK | ECL-230D RetroFit Kit (Endcap plate and lock-body plate) | Add \$32 |

NOTE: All cylinders are keyed different. Keyed alike is available upon request.



ECL-230X-TD / ECL-230X-TB SERIES

Alarmed Deadbolt Panic Hardware 2-Point Locks

Exit Control Locks

| | | | |
|------------------------------------------------------------------------------------------------------------------------------------------------------------------------------------------------------------------------------------------------------------------------------------------------------------------------------------------------------------------------------------------------------------------------|------------------------------------|----------------------------------------------------------------------------------------------------------------------------------------------------------------------------|------------------------|
| <p>ECL-230X-TD</p> <p>EMERGENCY EXIT ONLY</p> <p>Photoluminescent Push Plate Sign</p> <p>ECL-230X-TB</p> <p>EMERGENCY EXIT ONLY</p> <p>UL-Listed Panic Hardware</p> | MODEL NO. | DESCRIPTION | PRICE |
| | ECL-230X-TD | 2-Point Top Bolt and Deadbolt Exit Control Lock | \$1,016 |
| | ECL-230X-TB | 2-Point Top and Bottom Bolt Exit Control Lock (Cover Lock standard on TB configuration) | \$1,112 |
| | ECL-230X-W-TD ECL-230X-W-TB | 2-Point Top Bolt and Deadbolt / Weatherized Exit Control Lock 2-Point Top and Bottom Bolt / Weatherized Exit Control Lock (Cover Lock standard on TB configuration) | \$1,157 \$1,303 |
| <p>Supplied with: 9-volt battery; Optional 9VDC Power Supply see BE-961 (p. 131) Fits 36" - 48" Door (Standard) Available in Gray (Standard) English Push Plate Sign (RWE Standard) or Spanish Push Plate Sign (RWS Option) Other languages available - Call Factory Shipped less rim cylinder - Rim cylinder available at additional cost (see below)</p> | | | |

OPTIONS - ECL-230X-TD / ECL-230X-TB

| MODEL NO. | DESCRIPTION | PRICE |
|--------------------|-----------------------------------------------------------------------------------------------------------------------------------------------------------------------------------------------------------------------------------------------------|-------------------------------------|
| DX1 DX2 DX3 | Adds one hinge-side locking point with mounting hardware Adds two hinge-side locking points with mounting hardware Adds three hinge-side locking points with mounting hardware DX Bolts available in Gray (Std.) or Black - Specify Finish | Add \$48 Add \$93 Add \$130 |
| 30" | Fits 30" wide Door | Add \$90 |
| RC65 IC7R | Rim Cylinder, Schlage "C" Keyway with 2 keys Installed in Lock and / or Trim Interchangeable Core Rim Cylinder Housing, Small Format Installed in Lock and / or Trim (Core not Included) | Add \$60 |
| 84" 96" 120" | Fits 6'8" to 7' Door Fits 7' to 8' Door Fits 8' to 10' Door | N/C N/C Add \$75 |
| RC BG RC-BG | Rod Covers Bottom Bolt Guard Rod Covers & Bottom Bolt Guard | Add \$190 Add \$110 Add \$300 |
| IP | Inside Pull | Add \$35 |
| DDSK 96B | Double Door Strike Kit Dust Proof Strike | Add \$83 Add \$36 |
| CL SS CL-SS | Cover Lock & 2 Keys (Installed) (Standard on TB configuration - N/C) Security Screws Cover Lock & Security Screws | Add \$20 Add \$21 Add \$41 |
| SN1 | Sex Nut Kit | Add \$16 (per kit) |
| RK | ECL-230D RetroFit Kit (Endcap plate and lock-body plate) | Add \$32 |

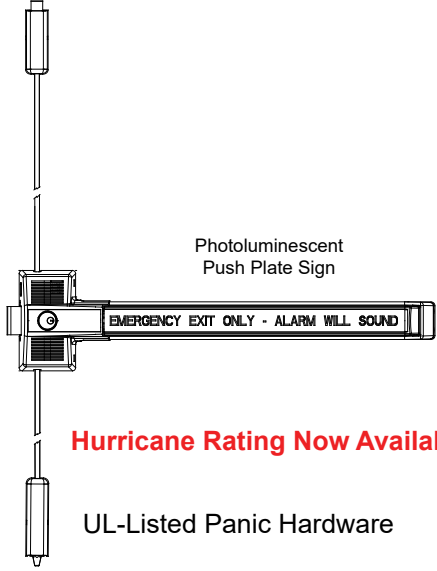

NOTE: All cylinders are keyed different. Keyed alike is available upon request.



ECL-230X-TDB SERIES

Alarmed Deadbolt Panic Hardware

3-Point Lock

|  <p>Photoluminescent Push Plate Sign</p> <p>Hurricane Rating Now Available</p> <p>UL-Listed Panic Hardware</p> | MODEL NO. | DESCRIPTION | PRICE |
|-----------------------------------------------------------------------------------------------------------------------------------------------------------------------------------------------------------------------------------------------------------------------------------------------------------------------------------------------------------------------------------------------------------------------------|-----------------------------------------------------------------------------------------------------|--------------------------------------------------------------------------|---------|
| | ECL-230X-TDB | 3-Point Top Bolt, Deadbolt and Bottom Bolt Exit Control Lock | \$1,231 |
| | ECL-230X-W-TDB  | 3-Point Top Bolt, Deadbolt and Bottom Bolt Weatherized Exit Control Lock | \$1,409 |
| <p>Supplied with: 9-volt battery; Optional 9VDC Power Supply see BE-961 (p. 131) Fits 36" - 48" Door (Standard) Available in Gray (Standard) English Push Plate Sign (RWE Standard) or Spanish Push Plate Sign (RWS Option) Other languages available - Call Factory Shipped less rim cylinder - Rim cylinder available at additional cost (see below)</p> | | | |

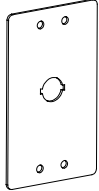

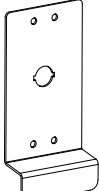

Exit Control Locks

OPTIONS - ECL-230X-TDB

| MODEL NO. | DESCRIPTION | PRICE |
|------------------------|-----------------------------------------------------------------------------------------------------------------------------------------------------------------------------------------------------------------------------------------------------|-------------------------------------|
| H | Hurricane Rated Comes standard with SN1 (Sex Nut Kit) | Add \$262 |
| DX1 DX2 DX3 | Adds one hinge-side locking point with mounting hardware Adds two hinge-side locking points with mounting hardware Adds three hinge-side locking points with mounting hardware DX Bolts available in Gray (Std.) or Black - Specify Finish | Add \$48 Add \$93 Add \$130 |
| 30" | Fits 30" wide Door | Add \$90 |
| RC65 IC7R | Rim Cylinder, Schlage "C" Keyway with 2 keys Installed in Lock and / or Trim Interchangeable Core Rim Cylinder Housing, Small Format Installed in Lock and / or Trim (Core not Included) | Add \$60 |
| 84" 96" 120" | Fits 6'8" to 7' Door Fits 7' to 8' Door Fits 8' to 10' Door | N/C N/C Add \$75 |
| RC BG RC-BG | Rod Covers Bottom Bolt Guard Rod Covers & Bottom Bolt Guard | Add \$190 Add \$110 Add \$300 |
| IP | Inside Pull | Add \$35 |
| DDSK 96B 96B-DDS | Double Door Strike Kit Dust Proof Strike Dust Proof Strike & Double Door Strike | Add \$83 Add \$ Add \$ |
| CL SS CL-SS | Cover Lock & 2 Keys (Installed) Security Screws Cover Lock & Security Screws | Add \$20 Add \$21 Add \$41 |
| SN1 | Sex Nut Kit (included with Hurricane Rated) | Add \$16 (per kit) |
| RK | ECL-230D RetroFit Kit (Endcap plate and lock-body plate) | Add \$32 |


NOTE: All cylinders are keyed different. Keyed alike is available upon request.

ECL-230X Trim

|  | MODEL NO. | DESCRIPTION | PRICE |
|-------------------------------------------------------------------------------------|-----------|------------------------|-------|
| | 03T | Trim Plate with OKC | \$163 |
|  | 01T | Trim Plate without OKC | \$163 |
|  | 03PP | Pull Plate with OKC | \$163 |
|  | 01PP | Pull Plate without OKC | \$163 |

Exit Control Locks

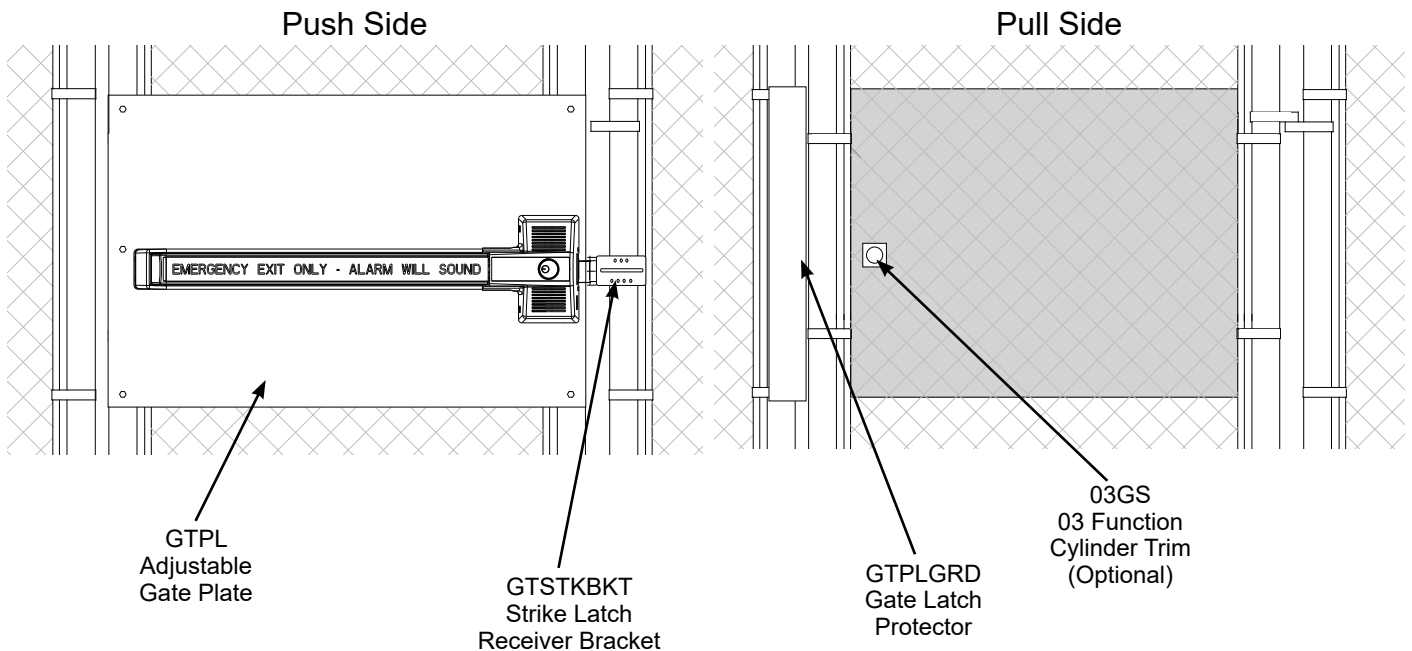
DX Bolts

|  | MODEL NO. | DESCRIPTION | PRICE |
|-------------------------------------------------------------------------------------|-----------|-----------------------------------------------------------------------------------------------|-------|
| | DX1 | 1 Bolt and Through-Bolt Mounting Hardware Available in Gray (Std.) or Black - Specify Finish | \$48 |
| | DX2 | 2 Bolts and Through-Bolt Mounting Hardware Available in Gray (Std.) or Black - Specify Finish | \$93 |
| | DX3 | 3 Bolts and Through-Bolt Mounting Hardware Available in Gray (Std.) or Black - Specify Finish | \$130 |

| MODEL NO. | DESCRIPTION | PRICE |
|-----------|----------------------------------------------------------------------------------------------------------------------------------------------------------|-------|
| GTPL230X | Gate Plate Kit - Includes Gate Latch Protector (GTPLGRD), Strike Latch Receiver Bracket (GTSTKBKT), Adapter Plate (104345), Adjustable Gate Plate (GTPL) | \$729 |

| MODEL NO. | DESCRIPTION | PRICE |
|-----------|-----------------------------------------------------------------------------------------------------------------------------------------------|-------|
| GTPL | Adjustable Gate Plate - Fits Single Gates 32" - 52" wide Fits square or round gate frames Plate comes without mounting holes for device | \$499 |
| GTSTKBKT | Strike Latch Receiver Bracket | \$199 |
| 104345 | Adapter Plate for 230X Strike | \$26 |
| GTPLGRD | Gate Latch Protector | \$114 |
| 03GS | Optional 03 function cylinder trim used on gates (Rim Cylinder sold separately) | \$109 |

All above parts available in black (specify BLK) and gray (std.) finish



EXIT DEVICE SOLD SEPARATELY


For more information, see Exit Control Locks weatherized exit devices

Cylinders and Accessories

| MODEL NO. | DESCRIPTION | PRICE | |
|-----------------------------------------------------------------------------------------------------------------------|---------------------------------------------------------------------------------------------------------------------|----------------------------------|------|
| RC65 (Also known as ECL-445K)  | Rim Cylinder, Schlage "C" Keyway with 2 keys | Cylinder only | \$32 |
| | | Pre-Installed at factory | \$60 |
| MC65  | Mortise Cylinder, Schlage "C" Keyway, 626 Brushed Chrome Finish with 2 keys | Cylinder only | \$32 |
| | | Pre-Installed at factory | \$60 |
| IC7  | SFIC Interchangeable Core Mortise Cylinder Housing, Small Format (Core not included) | Cylinder only | \$32 |
| | | Pre-Installed at factory | \$60 |
| IC7R  | SFIC Interchangeable Core Rim Cylinder Housing, Small Format (Core not included) | Cylinder only | \$32 |
| | | Pre-Installed at factory | \$60 |
| ECL-470 | Extra key for RC65 or MC65 (Specify Key #) | \$11 | |
| ECL-1595 | Standard Cylinder Collars for use with ECL-230 Series & ECL-620 | \$5 | |
| CCS | Short Cylinder Collar (7/16") accommodates most 5-pin and 6-pin mortise cylinders | 606, 612, 626, 630 Finishes | \$30 |
| | | 605, 613, 629, 693, 695 Finishes | \$44 |
| CCL | Long Cylinder Collar (11/16") for most 7-pin and 6- and 7-pin interchangeable core cylinders, Brushed Chrome Finish | 606, 612, 626, 630 Finishes | \$30 |
| | | 605, 613, 629, 693, 695 Finishes | \$44 |
| 103789  | Cylinder Nut Socket | \$29 | |
| 100783  | Cylinder Nut | \$3 | |
| NOTE: All cylinders are keyed different. Keyed alike is available upon request. | | | |

Rim or Mortise Cylinder?

ADVANTEX®




| | Rim | Mortise |
|--------------------------------------------|-----|---------|
| Cylinder Dogging (CD) | | X |
| Electric Unlock Trim (EU) | | X |
| Electric Unlock Trim (EU2W) | | X |
| Electric Unlock Trim (EUV) | | X |
| 08/09D | | X |
| 08/09DN | | X |
| 08/09DNV | | X |
| 08/09DV | | X |
| 03WS | X | |
| 03WSV | X | |
| 03C | X | |
| 03CN | X | |
| 03CNV | X | |
| 03CV | X | |
| 03CM | | X |
| 03Z | X | |
| 03WM | | X |
| 03R | X | |
| 03CBK | X | |
| Hardwired Exit Alarm (EA) | | X |
| Weatherized Exit Alarm with Battery (EB W) | | X |
| Delayed Egress (EE) | | X |
| Electric Integration (EI) | | X |

ECL




| | Rim | Mortise |
|----------|-----|---------|
| ECL-230D | X | |
| ECL-230X | X | |
| ECL-600 | X | |
| ECL-620 | X | |

VALUE SERIES®




| | Rim | Mortise |
|--------------------------------------------|-----|---------|
| Cylinder Dogging (CD) | | X |
| 03WS | X | |
| 03P | X | |
| 03PN | X | |
| 03A | X | |
| 03AN | X | |
| 08/09BN | | X |
| Electric Unlock Trim (EU2W) | | X |
| Hardwired Exit Alarm (EA) | | X |
| Exit Alarm with Battery (EB) | | X |
| Weatherized Exit Alarm with Battery (EB W) | | X |
| Delayed Egress (EE) | | X |

EAX®




| | Rim | Mortise |
|----------|-----|---------|
| EAX-500 | | X |
| EAX-2500 | | X |
| EAX-3500 | | X |
| EAX-4200 | | X |
| EAX-300 | | X |

90 SERIES



| | Rim | Mortise |
|---------|-----|---------|
| (F)90KR | X | |

Miscellaneous



| | Rim | Mortise |
|--------|-----|---------|
| CS-400 | X | |

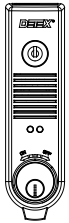
Cylinder Dimensions



500 Series Battery-Powered Exit Alarm

| MODEL NO. | DESCRIPTION | PRICE |
|----------------------------------------------------------------------------------|-----------------------------------------------------------------------------------------------------------------------------------------------------------------------------------------------------------------------------------------|-------------------------------------------------------------------------|
| EAX-500 | Surface Mount Battery Alarm (Sensor Kit & EA-561 Warning Sign Included) Gray Finish - standard | \$235 |
| EAX-500SK1 EAX-500SK2 EAX-500SK3 EAX-500SK4 EAX-500SK5 EAX-500SK6 | Kit Includes 1 EAX-500 alarm and: (1) MS-1039S Magnetic Switch (2) MS-1039S Magnetic Switches (1) MS-1059S Magnetic Switch (2) MS-1059S Magnetic Switches (1) MS-2049S Magnetic Switch (2) MS-2049S Magnetic Switches | Add \$53 Add \$106 Add \$53 Add \$106 Add \$94 Add \$188 |
| EAX-500W | Weatherized Surface Mount Battery Alarm | \$361 |
| EAX-500 Series is UL-Classified Miscellaneous Fire Door Accessories | | |

MAP Policy Applies
See page 9



Mortise Cylinder Sold Separately

CONFIGURABLE OPTIONS - EAX®-500

| MODEL NO. | DESCRIPTION | PRICE |
|-----------------------------------------------------------------------------|---------------------------------------------------------------------------------------------------------------------------------------------------------------------------------------------------------------------|------------------------------------------|
| BK | Suffix for black finish | No Additional Cost |
| EA-561 EA-704-2 102651-1 EA-705 EA-561G 102651-3 102651-2 | Self-Adhesive Door Signs English - Red (RWE) Spanish - Red (RWS) French - Green (GWF) French Canadian - Red (RWF) German - Green (GWG) Chinese - Red (RWC) English/German - Green (GWE) | No Additional Cost when ordered with EAX |
| MC65 | Mortise Cylinder, factory-installed | Add \$60 |
| IC7 | 7-pin IC Cylinder Housing (Core not included), factory-installed | Add \$60 |
| KS | Key Stop, factory-installed | Add \$5 |
| L11 thru L20 | Cover lock with specific key number (EAX-500 only) | No Additional Cost |
| 102644 | In-Swing Door Kit | Add \$17 |

Exit Alarms

Arming Delay
0 = 15-second Arming Delay
1 = 1-second Arming Delay
2 = 5-second Arming Delay

EAX-5 0 0 x Enhancements x See further options above

Extended Bypass
0 = Alarm must be manually turned off; or may be field selected for 2-min. Auto Re-arm
3 = Alarm must be manually turned off; or may be field selected for 10-min. Auto Re-arm
4 = Alarm must be manually turned off; or may be field selected for 20-min. Auto Re-arm
Timed Bypass
5 = Alarm sounds if door is opened after arming delay. Manual Re-arm only

W = Weatherized

For complete how-to-order information, see www.detex.com/hto

MC65

IC7

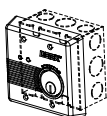


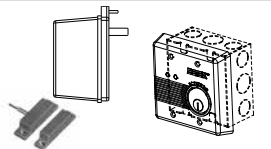


NOTE - Cylinders not included. Products on this page can be ordered with cylinders (MC65) or interchangeable core housings (IC7) pre-installed at Detex prior to shipping (see above).





2500 Series AC/DC External-Powered Wall Mount Exit Alarm

| | MODEL NO. | DESCRIPTION | PRICE |
|-----------------------------------------------------------------------------------------------------------------------|------------|------------------------------------------------------------------------------------------------------------------------------------------------------------------------------------------------------------|-------|
|  Mortise Cylinder Sold Separately | EAX-2500F | Flush Mount AC/DC-Powered Alarm Gray Finish - Standard (EA-561 Warning Sign and Back Box Included) Does Not Include, but Requires: Magnetic Door Contacts - See p. 129 Transformer - See p. 131 | \$433 |
|  Mortise Cylinder Sold Separately | EAX-2500FK | Kit - Flush Mount AC/DC-Powered Alarm Gray Finish - Standard (EA-561 Warning Sign, Back Box, flush magnetic switch contact and 24VAC Transformer Included) | \$582 |
|  Mortise Cylinder Sold Separately | EAX-2500S | Surface Mount AC/DC-Powered Alarm Gray Finish - Standard (EA-561 Warning Sign and Back Box Included) Does Not Include, but Requires: Magnetic Door Contacts - See p. 129 Transformer - See p. 131 | \$433 |
|  Mortise Cylinder Sold Separately | EAX-2500SK | Kit - Surface Mount AC/DC-Powered Alarm Gray Finish - Standard (EA-561 Warning Sign, Back Box, surface magnetic switch contact and 24VAC Transformer Included) | \$604 |

CONFIGURABLE OPTIONS - EAX®-2500

| MODEL NO. | DESCRIPTION | PRICE |
|-----------------------------------------------------------------------------|---------------------------------------------------------------------------------------------------------------------------------------------------------------------------------------------------------------------|------------------------------------------|
| BK | Suffix for black finish | No Additional Cost |
| EA-561 EA-704-2 102651-1 EA-705 EA-561G 102651-3 102651-2 | Self-Adhesive Door Signs English - Red (RWE) Spanish - Red (RWS) French - Green (GWF) French Canadian - Red (RWF) German - Green (GWG) Chinese - Red (RWC) English/German - Green (GWE) | No Additional Cost when ordered with EAX |
| MC65 | Mortise Cylinder, factory-installed | Add \$60 |
| IC7 | 7-pin IC Cylinder Housing (Core not included), factory-installed | Add \$60 |
| KS | Key Stop, factory-installed | Add \$5 |
| C | Conversion kit for retrofit from EA-2500F (102640) | Add \$55 |

Exit Alarms

Arming Delay

- 0 = 15-second Arming Delay
- 1 = 1-second Arming Delay
- 2 = 5-second Arming Delay
- 4 = 4-minute Arming Delay

EAX-25 0 0 x See further options above

Extended Bypass

- 0 = Alarm must be manually turned off; or may be field selected for 2-min. Auto Re-arm
- 3 = Alarm must be manually turned off; or may be field selected for 10-min. Auto Re-arm
- 4 = Alarm must be manually turned off; or may be field selected for 20-min. Auto Re-arm

Timed Bypass

- 5 = Alarm sounds if door is open after arming delay. Manual Re-arm only

For complete how-to-order information, see www.detex.com/hto

MC65




IC7



NOTE - Cylinders not included. Products on this page can be ordered with cylinders (MC65) or Interchangeable core housings (IC7) pre-installed at Detex prior to shipping (see above).



3500 Series Timed Bypass Exit Alarm and Rechargeable Battery

|  Mortise Cylinder Sold Separately | MODEL NO. | DESCRIPTION | PRICE |
|-----------------------------------------------------------------------------------------------------------------------|------------|---------------------------------------------------------------------------------------------------------------------------------------------------------------------------------------------------------------|-------|
| | EAX-3500 | 24VAC/DC Hardwired Timed Bypass Exit Alarm with Rechargeable Battery (EA-561 Warning Sign Included) Does not include, but requires: Magnetic Door Contacts - See p. 129 24V Transformer - See p. 131 | \$689 |
| | EAX-3500FK | Kit - 24VAC/DC Hardwired Timed Bypass Flush Exit Alarm with Rechargeable Battery, Flush Door Contacts, Plug-in Transformer | \$850 |
| | EAX-3500SK | Kit - 24VAC/DC Hardwired Timed Bypass Surface Exit Alarm with Rechargeable Battery, Surface Door Contacts, Plug-in Transformer | \$762 |

CONFIGURABLE OPTIONS - EAX®-3500

| MODEL NO. | DESCRIPTION | PRICE |
|-----------------------------------------------------------------------------|---------------------------------------------------------------------------------------------------------------------------------------------------------------------------------------------------------------------|------------------------------------------|
| EA-561 EA-704-2 102651-1 EA-705 EA-561G 102651-3 102651-2 | Self-Adhesive Door Signs English - Red (RWE) Spanish - Red (RWS) French - Green (GWF) French Canadian - Red (RWF) German - Green (GWG) Chinese - Red (RWC) English/German - Green (GWE) | No Additional Cost when ordered with EAX |
| MC65 | Mortise Cylinder, factory-installed | Add \$60 |
| IC7 | 7-pin IC Cylinder Housing (Core not included), factory-installed | Add \$60 |

ACCESSORIES - EAX®-3500

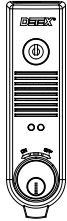
| MODEL NO. | DESCRIPTION | PRICE |
|-----------|-------------------------------------------------------------------------------------------------------------------------------------------|-------|
| CL-1 | Cover Lock Key (key only) | \$4 |
| 102966 | Lock Cam & Key | \$14 |
| BR12 | Rechargeable Battery 12VDC, 3.4AH | \$79 |
| 103952-1 | 6VDC Rechargeable Battery | \$49 |
| 103945 | Allows EAX-3500 Surface Alarm to be recessed into hollow wall construction Kit includes: Flush Box, Instructions and Mounting Hardware | \$92 |

MC65

IC7

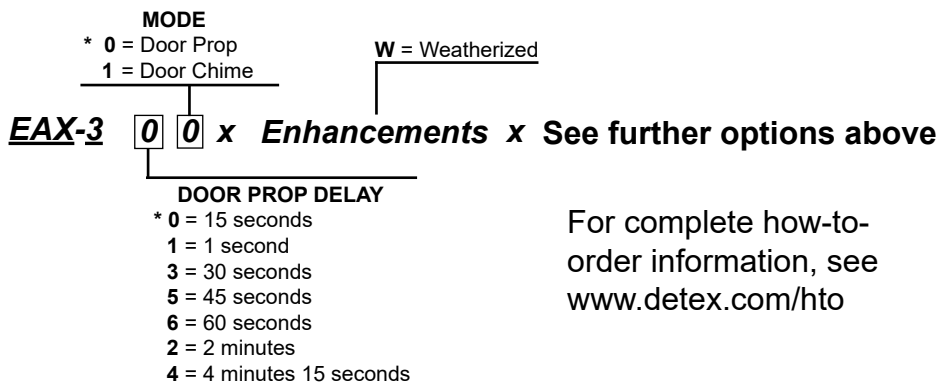



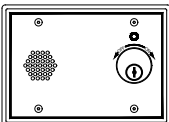
NOTE - Cylinders not included. Products on this page can be ordered with cylinders (MC65) or Interchangeable core housings (IC7) pre-installed at Detex prior to shipping (See above).

|  <p>Mortise Cylinder Sold Separately</p> | MODEL NO. | DESCRIPTION | PRICE |
|---------------------------------------------------------------------------------------------------------------------------|----------------------------------------------------------------------------------|-----------------------------------------------------------------------------------------------------------------------------------------------------------------------------------------------------------------------------------------|-------------------------------------------------------------------------|
| | EAX-300 | Surface Mount Battery-Powered 100dB Door Prop Alarm with Internal Magnetic Door Contacts and Back Box Available in: Gray or Black | \$277 |
| | EAX-300SK1 EAX-300SK2 EAX-300SK3 EAX-300SK4 EAX-300SK5 EAX-300SK6 | Kit Includes 1 EAX-300 alarm and: (1) MS-1039S Magnetic Switch (2) MS-1039S Magnetic Switches (1) MS-1059S Magnetic Switch (2) MS-1059S Magnetic Switches (1) MS-2049S Magnetic Switch (2) MS-2049S Magnetic Switches | Add \$53 Add \$106 Add \$53 Add \$106 Add \$94 Add \$188 |
| | EAX-300W | Weatherized Door Prop Alarm | \$386 |

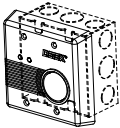

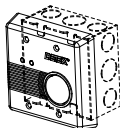

CONFIGURABLE OPTIONS - EAX[®]-300

| MODEL NO. | DESCRIPTION | PRICE |
|-----------------------------------------------------------------------------------------|----------------------------------------------------------------------------------------------------------------------------------------------------------------------------------------------------------------------------------------------|------------------------------------------|
| BK | Suffix for black finish | No Additional Cost |
| EA-561 EA-704-2 102651-1 EA-705 EA-561G 102651-4 102651-3 102651-2 | Self-Adhesive Door Signs English - Red (RWE) Spanish - Red (RWS) French - Green (GWF) French Canadian - Red (RWF) German - Green (GWG) Chinese - Green (GWC) Chinese - Red (RWC) English/German - Green (GWE) | No Additional Cost when ordered with EAX |
| MC65 | Mortise Cylinder, factory-installed | Add \$60 |
| IC7 | 7-pin IC Cylinder Housing (Core not included), factory-installed | Add \$60 |
| KS | Key Stop, factory-installed | Add \$5 |








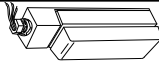
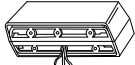





| | | | |
|-----------------------------------------------------------------------------------|------------|----------------------------------------------------------------------------------------------------------------------------------------------------|-------|
|  | EAX-411SK | Surface Mount AC/DC 85dB Door Prop Alarm Kit (Back Box, Surface Magnetic Switch Contacts and 24VAC Transformer Included) | \$371 |
|  | EAX-4200SK | Surface Mount AC/DC 85dB Exit Alarm/ Door Prop Alarm Kit (Back Box, Surface Magnetic Switch Contacts, 24VAC Transformer and rim cylinder Included) | \$915 |

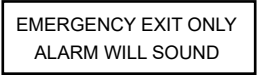
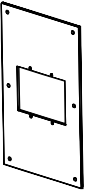

CS SERIES REMOTE ALARMS

| | MODEL NO. | DESCRIPTION | PRICE |
|-------------------------------------------------------------------------------------|--------------------|-----------------------------------------------------------------------------------------------------------------------------------------------------------------------------|-------|
|  | CS940F CS950F | Flush Mount 9VDC Battery-Powered Remote Alarm No cylinder required Available in: Gray (CS940F) or Black (CS950F) | \$167 |
|  | CS940S CS950S | Surface Mount 9VDC Battery-Powered Remote Alarm No cylinder required Available in: Gray (CS940S) or Black (CS950S) | \$167 |
|  | CS2940F CS2950F | Flush Mount Externally-Powered Remote Alarm with 9VDC battery backup. AC adapter included - No cylinder required Available in: Gray (CS2940F) or Black (CS2950F) | \$229 |
|  | CS2940S CS2950S | Surface Mount Externally-Powered Remote Alarm with 9VDC battery backup. AC adapter included - No cylinder required Available in: Gray (CS2940S) or Black (CS2950S) | \$229 |

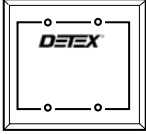

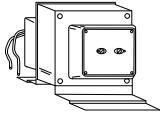
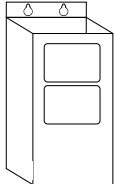
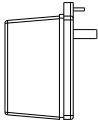
Exit Alarms

|  | MODEL NO. | DESCRIPTION | PRICE |
|---------------------------------------------------------------------------------------------------------------------------------|-------------|-------------------------------------------------------------------------------|-------|
|  | MS-1039F | Economical Magnetic Switch Flush Mount, White, Closed Contacts | \$27 |
|  | MS-1039S* | Economical, Balanced Magnetic Switch Surface Mount, White, Closed Contacts | \$53 |
|  | MS-1059F | Economical Magnetic Switch Flush Mount, Brown, Closed Contacts | \$27 |
|  | MS-1059S* | Economical, Balanced Magnetic Switch Surface Mount, Brown, Closed Contacts | \$53 |
|  | MS-2049F** | Heavy Duty Form C Magnetic Switch (Flush Mount) | \$72 |
|  | MS-2049S** | Heavy Duty Form C Magnetic Switch (Surface Mount) | \$94 |
|  | MS-2049SC** | Heavy Duty Form C Magnetic Switch (Surface/Conduit Mount) | \$160 |
|  | MS-2049SI | Heavy Duty Form C Magnetic Switch (Surface Inswinging Mount) | \$139 |
| <p>* Meets UL 634 Level 2 High-Security Sensor Standard ** UL-Classified Miscellaneous Fire Door Accessories</p> | | | |

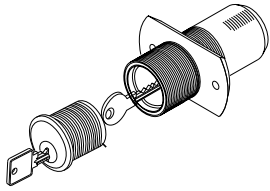
| | MODEL NO. | DESCRIPTION | PRICE |
|-----------------------------------------------------------------------------------|-------------|------------------------------------------------------------------|-------|
|  | PP-5572 | Replacement Cover Lock & 2 Keys | \$9 |
|  | ECL-405-X | Cover Lock Key X = specify Key # 11-20 | \$2 |
|  | ECL-405-KIT | Set of all Cover Lock Keys Includes key numbers 11 through 20 | \$15 |

| | MODEL NO. | DESCRIPTION | PRICE |
|-------------------------------------------------------------------------------------|-----------|----------------------------------------------------------------------------------------------------------------------------------------------------------------------------------------------------------------------------------------------------------------------------------------------------|---------------------------------------------------------|
|  | EA-561 | Self-Adhesive Door Signs - Pricing for additional Self-Adhesive Door Signs not ordered with EAX English - Red (RWE) Spanish - Red (RWS) French - Green (GWF) French Canadian - Red (RWF) German - Green (GWG) Chinese - Red (RWC) English/German - Green (GWE) | \$3 |
| | EA-704-2 | | \$10 |
| | 102651-1 | | \$10 |
| | EA-705 | | \$10 |
| | EA-561G | | \$10 |
| | 102651-3 | | \$10 |
| | 102651-2 | | \$10 |
| | 102644 | | In-Swing Door Kit (For use with EAX-500 and EAX-300) |
|  | 102640 | Conversion Kit for Retrofit from EA-2500F to EAX-2500F Size: 11" x 6.5" x 0.16" Aluminum Plate Includes: Anchors, Screws and Instructions | \$58 |
|  | PP-5567 | 9V Battery | \$6 |

POWER SOURCES

| | MODEL NO. | DESCRIPTION | PRICE |
|-------------------------------------------------------------------------------------|-----------------------------------------------------------------------------------|----------------------------------------------------------------------------------------------------------------------------------------------------------------|--------------------------------------------------------------------------------------------------------------------------------------|
|  | BE-961-1 | Battery Eliminator - 120VAC to 9VDC Includes 10' Flex Conduit and Transformer Powers up to 3 ECLs or 3 EBs | \$264 |
| | BE-961-2 | Battery Eliminator - Same as above with Supervisory Loop Power, Transformer, Flex Conduit, alarm and LED (For use with ECL-230 & ECL-600 Series only) | \$307 |
| | BE-961-5 | Battery Eliminator - 12VAC to 9VDC Does not include Transformer or Flex Conduit Powers up to 3 ECLs or 3 EBs | \$177 |
| | BE-961-6 | Battery Eliminator - 24VAC to 9VDC Does not include Transformer or Flex Conduit Powers up to 3 ECL-230X-W or 3 EBs | \$177 |
| |  | 106595-5 | Battery Eliminator in NEMA enclosure - 120VAC to 9VDC Includes 10' Flex Conduit and Transformer Powers up to 3 ECLs or 3 EB Ws |
|  | PP-5152-2 | Transformer, 120VAC - 24VAC 40 VA-60Hz | \$77 |
| | PP-5152-3 | Transformer, 120VAC - 12VAC 25 VA-60Hz | \$35 |
| | PP-5452-2 | Transformer, 240VAC - 12VAC, 25VA-50Hz | \$77 |
| | 106021 | Transformer, 277VAC TO 24VAC 75VA | \$94 |
|  | 106530 | Transformer 277VAC to 110V/240VAC 500VAC | \$354 |
|  | PS-P12x2-120 | Plug-In Power Supply 120VAC - 12VDC 2 Amps | \$76 |
| | PS-P24x1-120 | Plug-In Power Supply 120VAC - 24VDC 1 Amp | \$96 |





REDI-KEY KEY VAULTS

|  | MODEL NO. | DESCRIPTION | PRICE |
|----------------------------------------------------------------------------------|-------------------------------------------------------------------------------------------------------------------------------------------------------------------------------|----------------------------------------------------------|-------|
| | FS-3000S | Standard Unit - Stainless Steel Key Control System | \$399 |
| | Unit furnished with cylinder and two (2) keys on request Call factory for availability on any special keying requirements Two levels of High-Security Control available | | |



NOTES



2000 SERIES ACCESS CONTROL

| | MODEL NO. | DESCRIPTION | PRICE |
|-------------------------------------------------------------------------------------|-----------|-------------------------------------------------------------------------------------------------------------------|-------|
|  | DTX-2100 | Stand-Alone Backlit Keypads 12-24VAC/DC NOTE: No software / No audit trail | \$502 |
|  | DTX-2110 | Stand-Alone Keypads Durable Metal Keypad with Braille 12-24VAC/DC NOTE: No software / No audit trail | \$699 |
|  | DTX-2120 | Stand-Alone Keypads Mullion-Mount Backlit Keypad 12-24VAC/DC NOTE: No software / No audit trail | \$922 |
|  | DTX-2300 | Stand-Alone Proximity Reader / Keypad 12VDC NOTE: No software / No audit trail | \$717 |
| Weatherstrip supplied standard with all units. | | | |

DTX-2000 SERIES ACCESSORIES

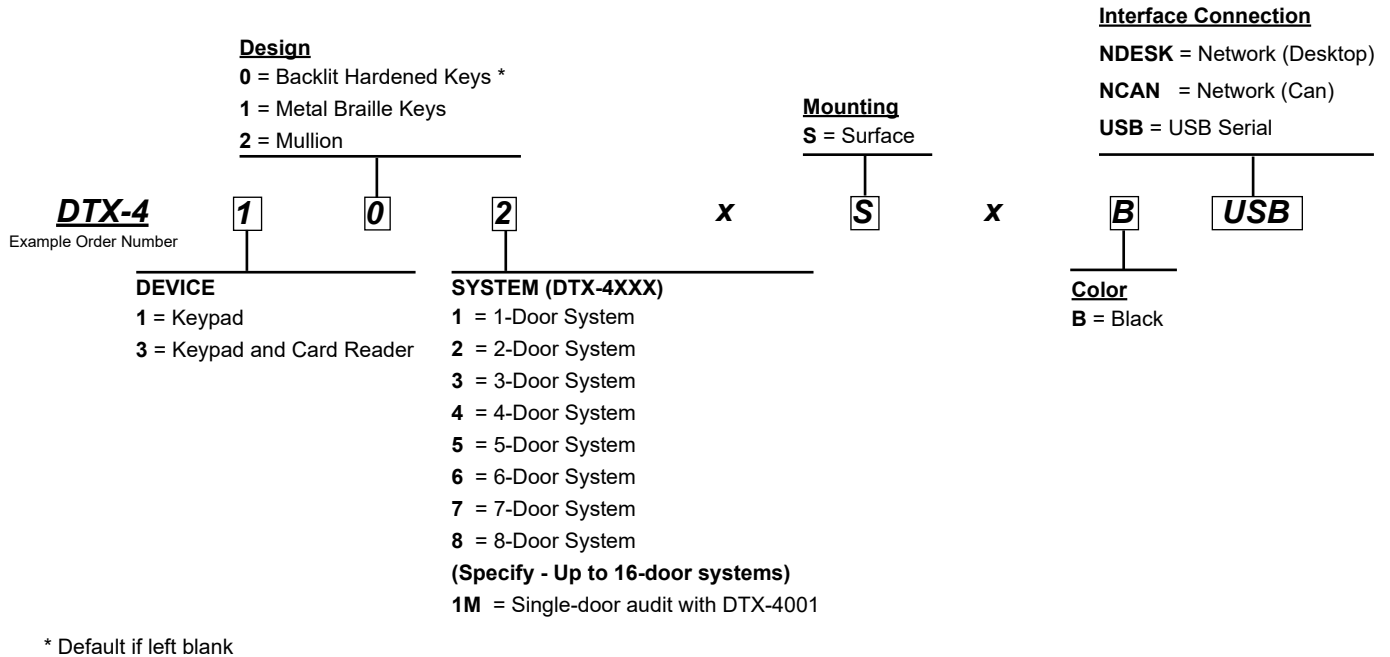
| | MODEL NO. | DESCRIPTION | PRICE |
|-------------------------------------------------------------------------------------|-------------|------------------------------------------------------------------------------------------------------------------------------|-------|
|  | CARD-125kHz | 25-pack of 125kHz proximity access cards for use with the DTX-2300 proximity card readers. 26-bit format, facility code 11 | \$213 |
|  | FOB-125kHz | 25-pack of 125kHz proximity access keyfobs for use with the DTX-2300 proximity card readers. 26-bit format, facility code 11 | \$467 |





ACCESS CONTROL CONT'D ON PAGE 135



DTX-4000 SERIES ACCESS CONTROL

DTX-4000 SERIES HOW TO ORDER















| | MODEL NO. | COMPUTER INTERFACE | DESCRIPTION | PRICE | |
|----------------------------------------------------------------------------------------------------|---------------------------------------------------------|--------------------------------------------------------------------------------------------|------------------------------------------------------------------------------------------------------------------------------------------------------------------------------------------------------------------------------------------------------------------------------------------------------------------------------------------------|-----------------|---------|
|  (DTX-4111M) | DTX-4111M x USB or NDESK or NCAN (Network)* |  USB | Access Control System for single door, with (1) DTX-4110 Keypad, (1) DTX-4001 controller with software, and transformer with either USB, Network Desktop mount (NDESK) or Network Can mount (NCAN). Expand system by adding (1 door) DTX-4001 or (4 doors) DTX-4004 controllers and added Keypads. Power for Keypads sold separately | | |
| | | |  NDESK | DTX-4111MxUSB | \$2,601 |
| | | |  NCAN | DTX-4111MxNDESK | \$3,518 |
| | | | | DTX-4111MxNCAN | \$3,319 |

* See How to Order above
 Weatherstrip supplied standard with all units.

ACCESS CONTROL CONT'D ON PAGE 136













DTX-4000 SERIES ACCESS CONTROL (cont'd.)

| | MODEL NO. | COMPUTER INTERFACE | DESCRIPTION | PRICE |
|------------------------------------------------------------------------------------------------------|--------------------------------------------------------|-------------------------------------------------------------------------------------------------------------------------------------------------------------------------------------------------------------------------------------------------------------------------------------------------|------------------------------------------------------------------------------------------------------------------------------------------------------------------------------------------------------------------------------------------------------------------------------------------------------------------------------------------------------------------------------------------------------------------------------------------------------------|-------------------------------------------------------------------------|
|  <p>(DTX-4111)</p> | DTX-4111 x USB or NDESK or NCAN (Network)* |  <p>USB</p>  <p>NDESK</p>  <p>NCAN</p> | Access Control System for single door, with (1) DTX-4110 Keypad, (1) DTX-4004 controller with software, and transformer plus (1) controller module (105904) with either USB, Network Desktop mount (NDESK) or Network Can mount (NCAN). Add up to 3 more doors, by adding (3) keypads & (3) Controller Modules (105904). If adding 4 or more doors, additional DTX-4004 controllers & Keypads required. Power for Keypads sold separately | DTX-4111xUSB \$3,277 DTX-4111xNDESK \$4,194 DTX-4111xNCAN \$3,995 |
|  <p>(DTX-4123)</p> | DTX-4123 x USB or NDESK or NCAN (Network)* |  <p>USB</p>  <p>NDESK</p>  <p>NCAN</p> | Access Control System for three doors, with (3) DTX-4120 Keypads, (1) DTX-4004 controller with software, and transformer plus (3) controller modules (105904) with either USB, Network Desktop mount (NDESK) or Network Can mount (NCAN). Add up to 1 more door, by adding (1) keypad & (1) Controller Module (105904). If adding 2 or more doors, additional DTX-4004 controller, modules & Keypads required. Power for Keypads sold separately | DTX-4123xUSB \$6,467 DTX-4123xNDESK \$7,384 DTX-4123xNCAN \$7,185 |
|  <p>(DTX-4303)</p> | DTX-4303 x USB or NDESK or NCAN (Network)* |  <p>USB</p>  <p>NDESK</p>  <p>NCAN</p> | Access Control System for three doors, with (3) DTX-4300 Keypad/cardreaders & software, with either USB, Network Desktop mount (NDESK) or Network Can mount (NCAN). Expand system by simply adding additional DTX-4300 keypad/cardreaders. Power for Keypads sold separately - Access Cards & Fobs sold separately | DTX-4303xUSB \$4,237 DTX-4303xNDESK \$5,154 DTX-4303xNCAN \$4,955 |

* See How to Order on p. 135
Weatherstrip supplied standard with all units.

ACCESS CONTROL CONT'D ON PAGE 137







DTX-4000 SERIES ACCESS CONTROL (cont'd.)

| | MODEL NO. | COMPUTER INTERFACE | DESCRIPTION | PRICE |
|----------------------------------------------------------------------------------------------------|---------------------------------------------------------|----------------------------------------------------------------------------------------------|------------------------------------------------------------------------------------------------------------------------------------------------------------------------------------------------------------------------------------------------------------------------------------------------------------------------------------------------------------------------------------------------------------------------------|--------------------------|
|  (DTX-4305) | DTX-4305 x USB or NDESK or NCAN (Network)* |  USB | Access Control System for five doors, includes (5) DTX-4300 Keypad/cardreaders & software, with either USB, Network Desktop mount (NDESK) or Network Can mount (NCAN). Expand system by simply adding additional DTX-4300 keypad/cardreaders. Power for Keypads sold separately - Access Cards & Fobs sold separately | DTX-4305xUSB \$6,834 |
| | |  NDESK | | DTX-4305xNDESK \$7,771 |
| | |  NCAN | | DTX-4305xNCAN \$7,572 |
| | | | | |
|  (DTX-4119) | DTX-4119 x USB or NDESK or NCAN (Network)* |  USB | Access Control System for nine doors, includes (9) DTX-4110 Keypads, (3) DTX-4004 Controllers with software and (3) transformers, with either USB, Network Desktop mount (NDESK) or Network Can mount (NCAN). Add up to 3 more doors by adding (3) keypads & (3) 105904 controller modules, or add 4 or more doors by adding additional DTX-4004 controllers, modules & keypads. Power for Keypads sold separately | DTX-4119xUSB \$19,327 |
| | |  NDESK | | DTX-4119xNDESK \$20,244 |
| | |  NCAN | | DTX-4119xNCAN \$19,999 |
| | | | | |
|  (DTX-43014) | DTX-43014 x USB or NDESK or NCAN (Network)* |  USB | Access Control System for fourteen doors, includes (14) DTX-4300 Keypad/cardreaders with software, with either USB, Network Desktop mount (NDESK) or Network Can mount (NCAN). Expand system by simply adding additional DTX-4300 keypad/cardreaders. Power for Keypads sold separately | DTX-43014xUSB \$18,631 |
| | |  NDESK | | DTX-43014xNDESK \$19,549 |
| | |  NCAN | | DTX-43014xNCAN \$19,350 |
| | | | | |

* See How to Order on p. 135
 Weatherstrip supplied standard with all units.



ACCESS CONTROL CONT'D ON PAGE 138

4000 SERIES ACCESSORIES




| | MODEL NO. | DESCRIPTION | PRICE |
|-------------------------------------------------------------------------------------|-------------|-----------------------------------------------------------------------------------------------------------------------------------------------------------------------------------------------------------------------------------------------------------------------------------------------|---------|
|  | 105904 | Plug-In Door Control Module for use with DTX-4004 Secured Series Controller. Plugs directly on to the backplane of the DTX-4004 for expansion for up to three (3) door control modules per DTX-4004. | \$957 |
|  | 105914 | USB-to-Serial Converter on a single-gang electrical plate for use with DTX-4001, DTX-4004 or DTX-4300 controllers. Converts either RS232 or RS485 to USB for direct-connect to laptop or desktop computers. | \$309 |
|  | 105913 | TCP/IP-to-Serial Data Converter enabling DTX-4001 or DTX-4004 controllers to receive data and be programmed using any network workstation running HubManager Professional Software. Easily plugs into backplane of DTX-4001 or DTX-4004 controllers. Requires TCP/IP Ethernet Lan connection. | \$962 |
|  | 105912 | TCP/IP-to-Serial Data Converter enabling DTX-4300 controllers to receive data and be programmed using any network workstation running HubManager Professional Software. Requires TCP/IP Ethernet LAN connection. | \$1,257 |
|  | CARD-125kHz | 25-pack of 125kHz proximity access cards for use with the DTX-4300 proximity card readers. 26-bit format, facility code 11 | \$196 |
|  | FOB-125kHz | 25-pack of 125kHz proximity access keyfobs for use with the DTX-4300 proximity card readers. 26-bit format, facility code 11 | \$429 |

AT-5000 SERIES™

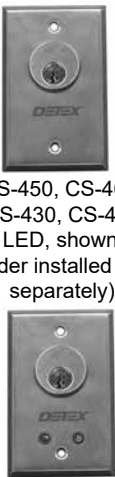
TAILGATE DETECTION

| | | | |
|-----------------------------------------------------------------------------------|------------|--------------------------------------------------------------------------|---------|
|  | MODEL NO. | DESCRIPTION | PRICE |
| | AT-5200-R0 | Tailgate Detection System | \$4,527 |
|  | AT-5600-R0 | Tailgate Detection System With Voice Alarm 10 second standard message | \$4,572 |

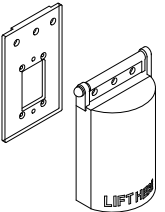
OPTIONS

| | | | |
|-------------------------------------------------------------------------------------|-----------|-----------------------------------------------|-------|
|  | MODEL NO. | DESCRIPTION | PRICE |
| | R1 | Status Indicator with one gang mounting plate | \$198 |
|  | R2 | Status Indicator with mullion mounting plate | \$221 |
|  | 106969 | Spacer kit for AT-5200 and AT-5600 | \$509 |


KEYSWITCHES

| | | | |
|-------------------------------------------------------------------------------------------------------------------------------------------------------------------------------------------------------------------------------------------------------------------------------------------------------------------------------------|-----------|---------------------------------------------------------|-------|
|  <p>CS-450, CS-460, CS-430, CS-440 (No LED, shown with cylinder installed - sold separately)</p> <p>CS-452, CS-462, CS-432, CS-442 (2 LEDs - red & green, shown with cylinder installed - sold separately)</p> | MODEL NO. | DESCRIPTION | PRICE |
| | CS450 | Keyswitch, single, momentary, no LED | \$187 |
| | CS452 | Keyswitch, single, momentary, 2 LEDs (green - red) | \$187 |
| | CS460 | Keyswitch, single, maintained, no LED | \$187 |
| | CS462 | Keyswitch, single, maintained, 2 LEDs (green - red) | \$187 |
| | CS430 | Keyswitch, 2 switches, momentary, no LED | \$187 |
| | CS432 | Keyswitch, 2 switches, momentary, 2 LEDs (green - red) | \$187 |
| | CS440 | Keyswitch, 2 switches, maintained, no LED | \$187 |
| | CS442 | Keyswitch, 2 switches, maintained, 2 LEDs (green - red) | \$187 |
| Note: Single-switch back box not included; requires mortise cylinder (see p.122) | | | |




KEYSWITCH COVERS

| | | | |
|-------------------------------------------------------------------------------------|-----------|---------------------------------|-------|
|  | MODEL NO. | DESCRIPTION | PRICE |
| | PC1 | Keyswitch Cover & Adapter Plate | \$99 |




MOTION SENSORS

| | | | |
|-------------------------------------------------------------------------------------|-----------|--------------------------------------------------|-------|
|  | MODEL NO. | DESCRIPTION | PRICE |
| | MN01 | Motion Detector, 12/24VDC, form C relay | \$284 |
| | MN02 | Motion Detector, 9-16VDC, form A relay (N.O.) | \$69 |





PUSH BUTTONS

|  | MODEL NO. | DESCRIPTION | PRICE |
|-----------------------------------------------------------------------------------|-----------|----------------------------------------------------|-------|
| | PB-2138-3 | Shroud, beige, terminals, form C, single-gang | \$379 |
|  | PB-2158-3 | Shroud, aluminum, terminals, form C, mullion-mount | \$289 |
|  | PB-2048-3 | Mushroom, aluminum, terminals, form C, single-gang | \$359 |
| Note: Single-switch back box not included | | | |




ELECTRIC STRIKES

|  | MODEL NO. | DESCRIPTION | PRICE |
|-------------------------------------------------------------------------------------|------------|--------------------------------------------------------------------------------------------|---------|
| | DS-24 | 12/24V AC/DC For Rim Exit Device | \$979 |
|  | DS-24W | 12/24V DC, Weatherized For Rim Exit Device | \$979 |
|  | DS-24W-KIT | Includes Weatherized Electric Strike, Gate Box and Angle Bracket For Rim Exit Device | \$1,009 |

ELECTROMAGNETIC LOCKS

|  | MODEL NO. | DESCRIPTION | PRICE |
|-----------------------------------------------------------------------------------|-----------|------------------------------------------|-------|
| | ML-1548 | 1500 lbs, 12/24VDC, Surface | \$687 |
|  | ML-1548RT | 1500 lbs, 12/24VDC, Timer (0-30 seconds) | \$729 |
|  | ML-1549W | Weatherized | \$655 |
|  | ML-1549WF | Weatherized, Face Mount | \$655 |

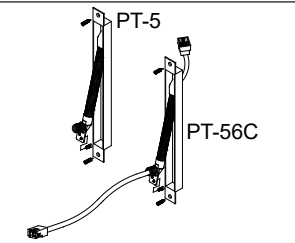
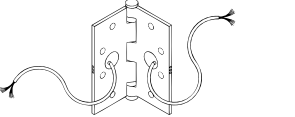
SIREN, STROBE & HORN/STROBE

|  | MODEL NO. | DESCRIPTION | PRICE |
|-------------------------------------------------------------------------------------|-----------|--------------------------------------------------------------------|-------|
| | SRN5W | Detex siren, weatherized, no lettering, back box, 2-wire, 12/24VDC | \$214 |
|  | SW2B | Strobe, white, blue lens, back box, 2-wire | \$269 |
|  | HSW2B | Horn/Strobe, white, blue lens, back box, 2-wire | \$329 |

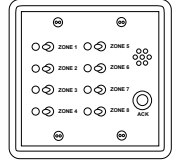
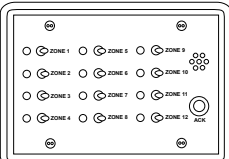
RELAY KITS

| MODEL NO. | DESCRIPTION | PRICE |
|-----------|-----------------------------------------------------------------------------------------------------------------------------------------------------------------------------------------|-------|
| RLY12 | 12 VAC Relay Kit For use with 12V alarms that have remote bypass feature. Used with remote bypass to shunt alarm and activate another electrified device. Separate J-Box required | \$69 |
| RLY24 | 24 VAC Relay Kit For use with 24V alarms that have remote bypass feature. Used with remote bypass to shunt alarm and activate another electrified device. Separate J-Box required | \$82 |

POWER TRANSFERS / ELECTRIC HINGE

| | | | |
|-----------------------------------------------------------------------------------|-----------|---------------------------------------------------------|-------|
|  | MODEL NO. | DESCRIPTION | PRICE |
| | PT-5 | Power Transfer - 628 Finish | \$145 |
| | PT-56C | Power Transfer with 6-Pin Connector and Insulated Cable | \$229 |
|  | EWH8-626 | 4.5" x 4.5", 8 wires Standard Weight Electric Hinge | \$349 |

REMOTE INDICATING PANELS

| | | | |
|------------------------------------------------------------------------------------|---------------------------------------------------------------------------------------|-------------------------------------------------------------------------|---------|
|  | MODEL NO. | DESCRIPTION | PRICE |
| | RP-621* | 2-Gang Switch Box Wall Mount 8-Zone Annunciator w/Shunt 12VDC | \$749 |
|  | RP-631* | 3-Gang Switch Box Wall Mount 12-Zone Annunciator w/Shunt 12VDC | \$1,029 |
| | *Units do not come with Back Box supplied. Fits standard 2- or 3-gang electrical box. | | |

NOTES

Integrated Door Security Systems



Delayed Egress



Access Control



Automatically
Operated Doors



Electrified Dogging



Weatherized
Delayed Egress

One Part Number = One Easy Solution

Easy to Specify, Easy To Order, Easy to Price, Easy to Sell, Easy to Install,
Best-in-class products, kitted together for custom solutions to common applications.

Detex can create a more custom EasyKit for a specific application. Just contact
your local sales representative or email your request to marketing@detex.com

Where Trust is Built™



DETEX®

Integrated Door Security Systems

THIS PAGE INTENTIONALLY LEFT BLANK

THIS PAGE INTENTIONALLY LEFT BLANK



THIS PAGE INTENTIONALLY LEFT BLANK

| MODEL NO. | DESCRIPTION | PRICE |
|---------------------------------------------|----------------------------------------------------------------------------------------------------------------------------------------------------------------------------------------------------------------------------------------------------------------------------------------------------------------------------------------------------------------------|----------------|
| <p>ACDx10xETDLx1S-1 For single door</p> | <p>Advantex Rim Exit Device with Trilogy® Exit Trim for Single Door</p> <p>Kit Includes: (1) Detex 10 Series rim device with hex dogging, brushed stainless finish, for 36" door, surface strike (1) Trilogy® Digital Keypad Exit Trim</p>  | <p>\$3,718</p> |
| <p>ACDx10xETDLx1S-2 For single door</p> | <p>Advantex Rim Exit Device with Trilogy® Exit Trim for Single Door</p> <p>Kit Includes: (1) Detex 10 Series rim device with hex dogging, brushed stainless finish, for 48" door, surface strike (1) Trilogy® Digital Keypad Exit Trim</p>  | <p>\$3,749</p> |

Contact factory for custom design EasyKits

EasyKits subject to additional restocking fee

ACCESS CONTROL DOOR KITS CONT'D ON PAGE 149

| MODEL NO. | DESCRIPTION | PRICE |
|------------------------------------------|--------------------------------------------------------------------------------------------------------------------------------------------------------------------------------------------------------------------------------------------------------------------------------------------------------------------------------------------------------------------------------------------------------------------------------------------------------------------------------------------------------------------------------------------------------------------------------------------------------------------------------------------------------------------------------------------------------------------------------------------------------------------------------------------------------|----------------|
| <p>ACDx10ERx1S-7 For single door</p> | <p>Advantex Latch Retraction Rim Exit Device with Detex Access Control System for Single Door</p> <p>Kit Includes:</p> <ul style="list-style-type: none"> (1) Detex 1003CxER, Rim exit latch retraction device with night latch pull trim with cylinder, brushed stainless finish for a 36" door, and surface strike (1) Detex Latch Retraction Power Supply for single door (1) Detex M12 12-Volt Module (1) DTX-2100 Keypad, Stand-Alone (1) Power Transfer - call ahead for template for door/frame prep (1) Set of Installation and wiring instructions <hr/>  | <p>\$4,643</p> |
| <p>ACDx10ERx1S-8 For single door</p> | <p>Advantex Latch Retraction Rim Exit Device with Detex Access Control System for Single Door</p> <p>Kit Includes:</p> <ul style="list-style-type: none"> (1) Detex 1003CxER, Rim exit latch retraction device with night latch pull trim with cylinder, brushed stainless finish for a 36" door, and surface strike (1) Detex Latch Retraction Power Supply for single door (1) Detex M12 12-Volt Module (1) DTX-2300 Proximity Card Reader/Keypad, Stand-Alone (1) Set of Prox Cards (25 pcs.) (1) Power Transfer - call ahead for template for door/frame prep (1) Set of Installation and wiring instructions <hr/>  | <p>\$5,071</p> |





Contact factory for custom design EasyKits

EasyKits subject to additional restocking fee

EasyKits

NOTES







| MODEL NO. | DESCRIPTION | PRICE |
|---------------------------------------------------------------------------------------------------------------------------------|---------------------------------------------------------------------------------------------------------------------------------------------------------------------------------------------------------------------------------------------------------------------------------------------------------------------------------------------------------------------------------------------------------------------------------------------------------------------------------------------------------------------------------------------------------------------------------------------------------------------------------------------------------------------------------------------------------------------------------------------------------------------------------------------------------------------------|----------------|
| <p>DEx10EEXx1S-1 For single door</p>  | <p>Advantex Request-to-Exit Signal Rim Exit Device with Controller and components for Single Door</p> <p>Kit Includes:</p> <ul style="list-style-type: none"> (1) Detex 10 Series device, brushed stainless finish, for 36" door, pushpad activates signal switch - surface strike (#99), includes endcap with flexible conduit loop & fittings (1) Controller / Power Supply with wiring diagram (1) SRN5W - Horn with adjustable tone settings (1) Keyswitch with momentary switching (Mortise cylinder included) (1) ECL-395 Delayed Egress, Code-Compliant Peel & Stick Door Sign <hr/>  <p>Note: Flex Conduit included (not shown)</p> | <p>\$4,577</p> |
| <p>DEx10EEXx1P-1 For pairs of doors</p>  | <p>Advantex Request-to-Exit Signal Rim Exit Device with Controller and components for a Pair of Doors</p> <p>Kit Includes:</p> <ul style="list-style-type: none"> (2) Detex 10 Series devices, brushed stainless finish, for 36" door, pushpad activates signal switch - surface strike (#99), includes endcap with flexible conduit loop & fittings (1) Controller / Power Supply with wiring diagram (1) SRN5W - Horn with adjustable tone settings (1) Keyswitch with momentary switching (Mortise cylinder included) (2) ECL-395 Delayed Egress, Code-Compliant Peel & Stick Door Signs <hr/>  <p>Note: Flex Conduit included (not shown)</p> | <p>\$6,768</p> |

Contact factory for custom design EasyKits





EasyKits subject to additional restocking fee



| MODEL NO. | DESCRIPTION | |
|----------------------------------------------------------------------------------------------------------------------------------|---------------------------------------------------------------------------------------------------------------------------------------------------------------------------------------------------------------------------------------------------------------------------------------------------------------------------------------------------------------------------------------------------------------------------------------------------------------------------------------------------------------------------------------------------------------------------------------------------------------------------------------------------------------------------------------------------------------------------------------------------------------------------------------------------------------------------------------------------------------------------------------------------------------------------------|----------------|
| <p>WDEx10EEXx1S-4 For single door</p>  | <p>Advantex Weatherized Request-to-Exit Signal Rim Exit Device with Controller and components for Single Door</p> <p>Kit Includes:</p> <ul style="list-style-type: none"> (1) Detex 10 Series Weatherized device, brushed stainless finish, for 36" door, pushpad activates signal switch - surface strike (#99), includes endcap with flexible conduit loop & fittings (1) Controller / Power Supply with wiring diagram in NEMA 4X enclosure (1) SRN5W - Outdoor Horn with adjustable tone settings (1) Keyswitch with momentary switching (Mortise cylinder included) (1) Protective Clear Plastic Cover for Keyswitch (not shown) (1) Metal Outdoor Delayed Egress, Code-Compliant Door Sign  <p>Note: Flex Conduit included (not shown)</p> | <p>\$6,215</p> |
| <p>WDEx10EEXx1P-4 For pairs of doors</p>  | <p>Advantex Weatherized Request-to-Exit Signal Rim Exit Device with Controller and components for a Pair of Doors</p> <p>Kit Includes:</p> <ul style="list-style-type: none"> (2) Detex 10 Series Weatherized devices, brushed stainless finish, for 36" door, pushpad activates signal switch - surface strike (#99), includes endcap with flexible conduit loop & fittings (1) Controller / Power Supply with wiring diagram in NEMA 4X enclosure (1) SRN5W - Outdoor Horn with adjustable tone settings (1) Keyswitch with momentary switching (Mortise cylinder included) (1) Protective Clear Plastic Cover for Keyswitch (not shown) (2) Metal Outdoor Delayed Egress, Code-Compliant Door Signs  <p>Note: Flex Conduit included (not shown)</p> | <p>\$8,681</p> |

Contact factory for custom design EasyKits

EasyKits subject to additional restocking fee

| MODEL NO. | DESCRIPTION | PRICE |
|-----------------------------------------|---------------------------------------------------------------------------------------------------------------------------------------------------------------------------------------------------------------------------------------------------------------------------------------------------------------------------------------------------------------------------------------------------------------------------------------------------------------------------------------------------------------------------------------------------------------------------------------------------------------------------------------------------------------------------------------------------------------------------------------------------------------------------------------------------------------------------------------------------------------------------------------------------------------------------------------------------------------------------------------------------------------------------------------------------------------------------------------------------------------------------------------------------------------------------------------------------------|----------------|
| <p>EDx10EDx1S-1 For single door</p> | <p align="center">Advantex Electrified Dogging Device with Power Supply and components for a Single Door</p> <p>Kit Includes: (1) Detex 10 Series Rim Exit Device with Electrified Dogging, brushed stainless steel finish, flex conduit loop, endcap and fittings, night latch pull trim (cylinder included) for 36" door width (1) Power Supply</p> <hr/> <div style="display: flex; justify-content: space-around; align-items: center;"> <div style="text-align: center;">  <p>Power Supply</p> </div> <div style="text-align: center;">  <p>99 Strike</p> </div> <div style="text-align: center;">  <p>03C Pull Trim</p> </div> <div style="text-align: center;">  <p>Advantex 10 Series Rim Exit Device</p> </div> </div> <p style="text-align: right; margin-right: 50px;">Note: Flex Conduit included (not shown)</p> | <p>\$3,176</p> |

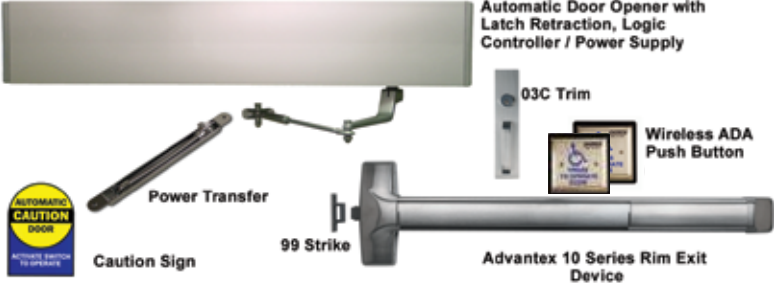
Contact factory for custom design EasyKits

EasyKits subject to additional restocking fee

EasyKits

NOTES




| MODEL NO. | DESCRIPTION | PRICE |
|------------------------------------------|-----------------------------------------------------------------------------------------------------------------------------------------------------------------------------------------------------------------------------------------------------------------------------------------------------------------------------------------------------------------------------------------------------------------------------------------------------------------------------------------------------------------------------------------------------------------------------------------------------------------------------------------------------------------------------------------------------------------------------------------------------------------------------------------------------|----------------|
| <p>AODx10ERx1S-1 For single door</p> | <p>Low Energy Automatic Door, Latch Retraction Exit Device with Power Supply for RHR/LH/AL Push, Single Door</p> <p>Kit Includes: (1) AO19-1 Low Energy Automatic Door Operator, Controller / Power Supply (1) Detex 10 Series device with Electric Latch Retraction, brushed stainless finish, for 36" door, when energized both pushpad and latch are retracted, Surface strike (#99), 03C night latch function pull trim with rim cylinder (1) Wiring diagram (1) Power Transfer - call ahead for template for door/frame prep (1) Wireless ADA, Knowing Act push buttons (kit includes 2 buttons)</p> <hr/>  | <p>\$7,883</p> |

Contact factory for custom design EasyKits

EasyKits subject to additional restocking fee

**AUTOMATICALLY OPERATED DOOR KITS -
LOW ENERGY APPLICATION CONT'D ON PAGE 157**

| MODEL NO. | DESCRIPTION | PRICE |
|---------------------------------------------|-----------------------------------------------------------------------------------------------------------------------------------------------------------------------------------------------------------------------------------------------------------------------------------------------------------------------------------------------------------------------------------------------------------------------------------------------------------------------------------------------------------------------------------------------------------------------------------------------------------------------------------------------------------------------------------------------------------------------------------------------------------------------------------------------------------------------------------|-----------------|
| <p>AODx21ERx1P-2 For pairs of doors</p> | <p style="text-align: center;">Low Energy Automatic Door, Surface Vertical Rod Latch Retraction Exit Device with Power Supply for a pair of Push, AL Doors</p> <p>Kit Includes: (1) AO19-2 x CL x 75.5 Low Energy Automatic Door Operator, Controller / Power Supply (2) Detex 21 Series devices with Electric Latch Retraction, brushed stainless finish, for a pair of 36" x 84" doors, when energized both pushpad and latch are retracted, Surface strike (#97) (1) Wiring diagram (2) Power Transfer - call ahead for template for door/frame prep (1) Wireless ADA, Knowing Act push buttons (kit includes 2 buttons)</p> <hr/>  | <p>\$16,547</p> |

Contact factory for custom design EasyKits

EasyKits subject to additional restocking fee

NOTES



**GUARD TOUR VERIFICATION,
SAFETY, SECURITY
AND RISK MANAGEMENT**

www.detex.com



Where Trust is Built™
DETEX®
Safety, Security and Risk Management

Order Conditions

Prices: Prices are subject to change without notice. **No prices are guaranteed;** all shipments will be made at prices prevailing at the time of receipt of order.

Terms: Net 45 days. Past due accounts may be subject to a shipping hold.

Acceptance: We reserve the right to decline an order, in whole or part, when the type or quantity of goods or the creditworthiness of the purchaser is not satisfactory.

Delivery: Most products can be shipped within 5 working days. All shipments are Ex Works** Factory, New Braunfels, Texas.

Returned Goods: Materials may be returned for credit within six (6) months of purchase. No goods will be accepted for return unless a **Return Materials Authorization** has been issued. Contact your area Sales Administrator with requests. **Returns must be unused and in original packaging.** Credit will be issued at price paid or current price, whichever is lower, less a 25 percent restocking charge. Obsolete, discontinued or special products are not returnable.

Special Order Items: Special order items for a specific customer requirement and specialized one-of-a-kind products are non-returnable and non-cancellable, and may require a prepayment of 50 percent.

Cancellation and Changes: A cancellation or change order charge will apply if any costs for material or labor have been incurred by us prior to notification from the customer.

Corrections: We expressly reserve the right to correct clerical, stenographic and other obvious errors at any time.

Limited Warranty: All Detex guard tour products are warranted to be free of defects in material and workmanship when properly installed, used and maintained according to instructions. We will, for a period of **one year*** from the date of purchase, repair or replace any part which, upon our examination, proves to be defective under normal use. (This does not apply to batteries or to damage from battery leakage.) This warranty will be honored only upon presentation of proof that the product covered thereby was purchased directly from an authorized Detex distributor. **WE SHALL NOT BE LIABLE FOR ANY DIRECT, INCIDENTAL OR CONSEQUENTIAL LOSS OR DAMAGE ARISING OUT OF THE FAILURE OF THE PRODUCT OR DEVICE.**

***Exceptions:** GCS ProxiPen, 3 years; Reliant DAU, 2 years

****Ex Works:** It is the buyer's responsibility to get Detex products from the Detex factory to the buyer's warehouse. The buyer can appoint a shipping and freight-forwarding company to collect goods from the Detex factory and transport them to the buyer's warehouse, including insurance of goods.

TOLL FREE FAX NUMBER FOR PLACING ORDERS

1-800-653-3839

USE OUR TOLL FREE NUMBER FOR PLACING YOUR ORDERS

DIRECTLY TO OUR SALES DEPARTMENT



1-800-729-3839

E-MAIL ORDERS TO: sales@detex.com



ProxiPen

TopGuard Patrol



| | PART NO. | DESCRIPTION | PRICE |
|-----------------------------------------------------------------------------------|---------------|--------------------------------------------------------------------------------------------------------------------------------------------------------------------------------|------------|
|  | GCS-PP-KIT | ProxiPen Kit 120 - Basic ProxiPen System: Includes ProxiPen-2 RFID Tag Reader, Data Transfer Unit (w/USB Cable), TopGuard Patrol Software, (20) 30mm RFID Tags | \$1,380.00 |
|  | PROXIPEN-2 | ProxiPen-2 RFID Tag Reader | \$813.00 |
| | GCS-PP-INC BK | ProxiPen Incident Book (with 20 RFID Tags) | \$163.00 |

MAP Policy Applies
See page 9

ACCESSORIES

| PART NO. | DESCRIPTION | LIST |
|----------------|-----------------------------------------------------------------|----------|
| PP-2-BAT-CAP | Battery Cap for ProxiPen-2 | \$43.00 |
| GCS-PP-DTU | Data Transfer Unit (DTU) for ProxiPen (Serial & USB) | \$456.00 |
| GCS-PP-DTU-CAB | Serial Data Cable for ProxiPen DTU | \$26.50 |
| GCS-PP-DTU-USB | USB Cable for ProxiPen DTU | \$26.50 |
| GCS-PP-DTU-PS | Power Supply for ProxiPen DTU, 120/240 VAC, USA/UK/EUR adapters | \$51.00 |
| GCS-PP-TAG20-U | RFID Tag, 20mm diameter (Unique - Random Hex Number) | \$7.50 |
| GCS-PP-TAG30-U | RFID Tag, 30mm diameter (Unique - Random Hex Number) | \$4.95 |
| GCS-PP-TAG20-N | RFID Tag, 20mm diameter (Nova - GCS 8-Digit Number) | \$9.40 |
| GCS-PP-TAG30-N | RFID Tag, 30mm diameter (Nova - GCS 8-Digit Number) | \$12.40 |
| GCS-PP-TAG50-N | RFID Tag, 50mm diameter (Nova - GCS 8-Digit Number) | \$13.75 |
| GCS-PP-WB-U | Wristband RFID Tag (Unique - Random Hex Number) | \$14.20 |
| GCS-PP-CRD-U | Proximity RFID Card with Magstripe (Unique - Random Hex Number) | \$9.40 |
| GCS-PP-KF-U | Keyfob RFID Tag (Unique - Random Hex Number) | \$12.50 |
| GCS-PP-HOL | ProxiPen Holster | \$82.00 |
| HOLST-PP-CLIP | Belt Clip for ProxiPen Holster | \$16.00 |
| GCS-TGP | TopGuard Patrol Software | \$395.00 |
| GCS-TGPLUS | TopGuard Patrol PLUS Software | \$395.00 |
| 105810 | TopGuard Patrol Software Upgrade | \$99.00 |



| | PART NO. | DESCRIPTION | PRICE |
|-----------------------------------------------------------------------------------|----------------|-------------------------------------------------------------------------------------------------------------------------------------------------------------------------------------------------------------------------------------------------------------------------------------------------------------|----------|
|  | REL-PLUS-KIT-8 | Reliant PLUS System Kit - Includes REL-DAU-8 Reliant Data Acquisition Unit; Nylon Holster; REL-DTU-8 Data Transfer Unit (USB); Reliant PLUS II Software CD, includes User Manual (PDF); (2) iButton® ID Keys; (10) Checkpoints (including iButtons); (1) Incident Book & Keypad; Casing Security Key | \$805.00 |
|  | REL-DAU-8 | M8000 Reliant Data Acquisition Unit (DAU) | \$465.00 |
| | REL-INCBK | Reliant Incident Book & Keypad | \$144.00 |

ACCESSORIES - RELIANT PLUS

| PART NO. | DESCRIPTION | LIST |
|--------------|-------------------------------------------------------------------|----------|
| REL-HOL | Nylon Holster for Reliant DAU | \$15.50 |
| REL-CKP | Checkpoint (complete with iButton) | \$12.00 |
| REL-CKP-MNT | Checkpoint Mount (clamshell, w/o iButton) | \$4.80 |
| REL-CKP-MNT3 | Checkpoint Mount (one-piece aluminum, w/screws, w/o iButton) | \$5.75 |
| REL-CKP-MNT4 | 1mm Checkpoint Mount (one-piece aluminum, w/screws, w/o iButton) | \$4.25 |
| REL-IB | iButton only | \$5.75 |
| REL-BDG | iButton Badge (complete) | \$16.50 |
| REL-BDG-MNT | iButton Badge Mount | \$6.10 |
| REL-KF | iButton ID Key (colored keyfob) | \$14.40 |
| REL-PLUS-2 | Reliant PLUS II Software (CD), includes User Manual (PDF) | \$155.00 |
| 105065 | Reliant PLUS II Software Upgrade (CD), includes User Manual (PDF) | \$49.00 |
| REL-DTU-8 | P8000 Reliant Data Transfer Unit (USB) | \$192.00 |
| REL-CSKEY | Casing Security Key for Reliant DAU | \$37.00 |
| REL-MDTU-8 | T8000 Mobile Data Transfer Unit | \$552.00 |

Guard Tour Verification

NOTES

Helpful Links

To contact Detex technical support

www.detex.com/support

To contact Detex customer service

www.detex.com/cs

To find your nearest international sales office

www.detex.com/ireps

To find your nearest domestic sales office

www.detex.com/rep

To view the online price list (PDF & Excel available)

www.detex.com/pricing

To view all How To Orders

www.detex.com/hto

To find a Guard Tour Verification distributor

www.detex.com/GTVdist

To view common product applications on the Industries

www.detex.com/IC

To sign up for our monthly newsletter

www.detex.com/productnews

To see the trade shows we will be attending

www.detex.com/trade-shows

Support

Detex can help...

- Train your staff on Detex products
- Train your customers on Detex products
- Joint sales presentations with potential customers

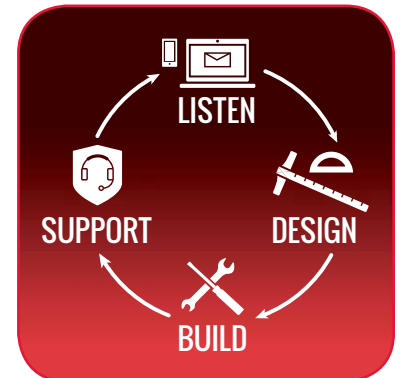
Contact Detex for more information

support@detex.com

sales@detex.com

See upcoming training

www.detex.com/training



Problem with a product? 4 ways to get the help you deserve



Call Detex tech support
800-729-3839, menu item 2

E-mail Detex tech support
support@detex.com

Text photos to Detex tech support
830-481-6433 or 830-358-2787

Fill out the online form
www.detex.com/support

Distributors and suppliers in good standing
with Detex have access to DSI products.
Contact DSI for additional information.

www.dsigo.com
800-272-3555
sales@dsigo.com

DSI, a Detex Company, has been making quality security products you can depend on right here in the U.S.A. for more than 30 years. DSI offers a full range of access management products to fit building aesthetics while meeting today's most demanding security requirements.



ES8900 Slimline Turnstile

NOTES

**For the most up-to-date price list
visit www.detex.com/pricing**



Detex Corporation
302 Detex Drive
New Braunfels, Texas 78130-3045 USA
PH: (830) 629-2900
(800) 729-3839
FAX: (800) 653-3839
<http://www.detex.com>
USA Sales:
marketing@detex.com
International Sales:
export@detex.com